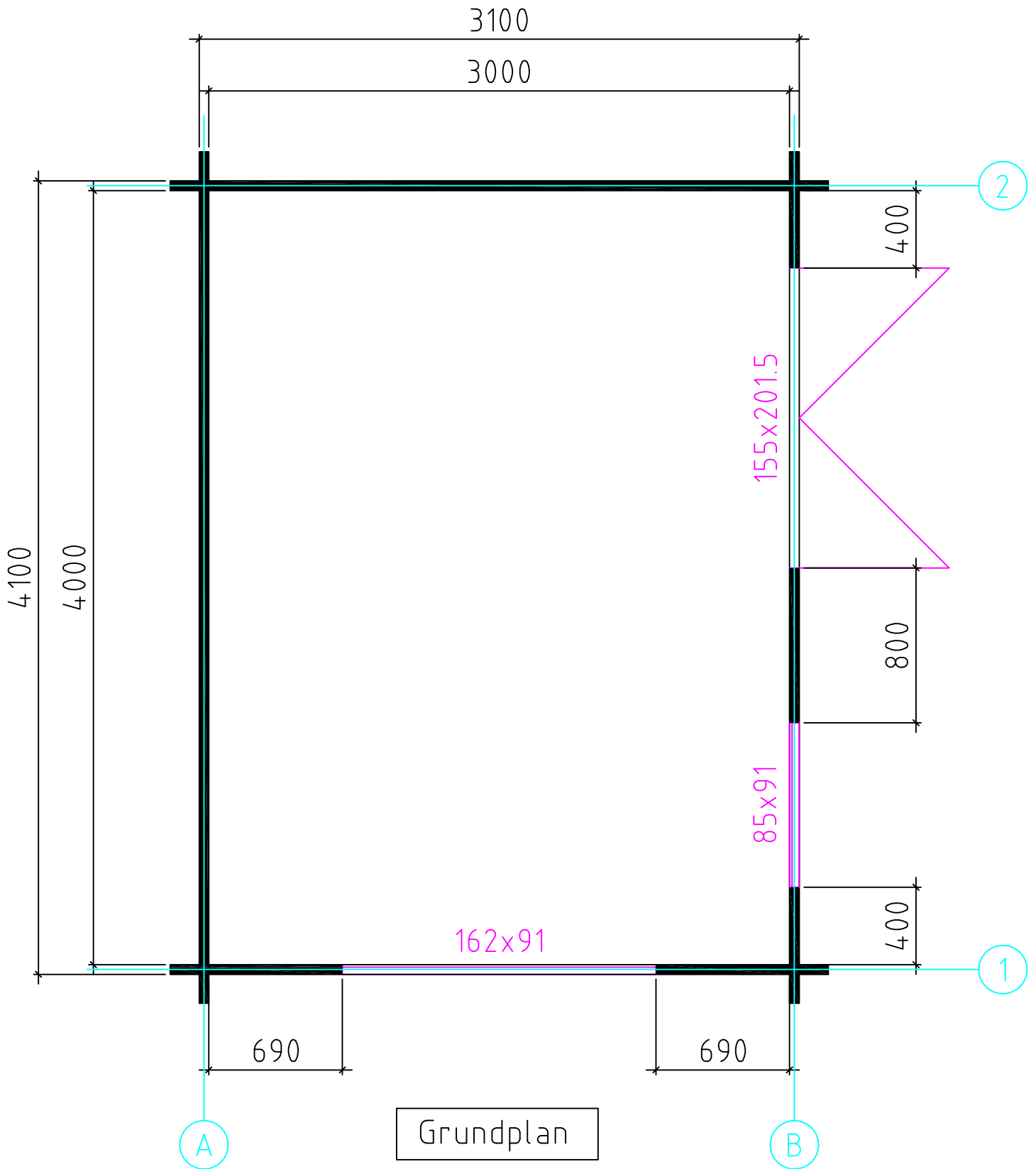
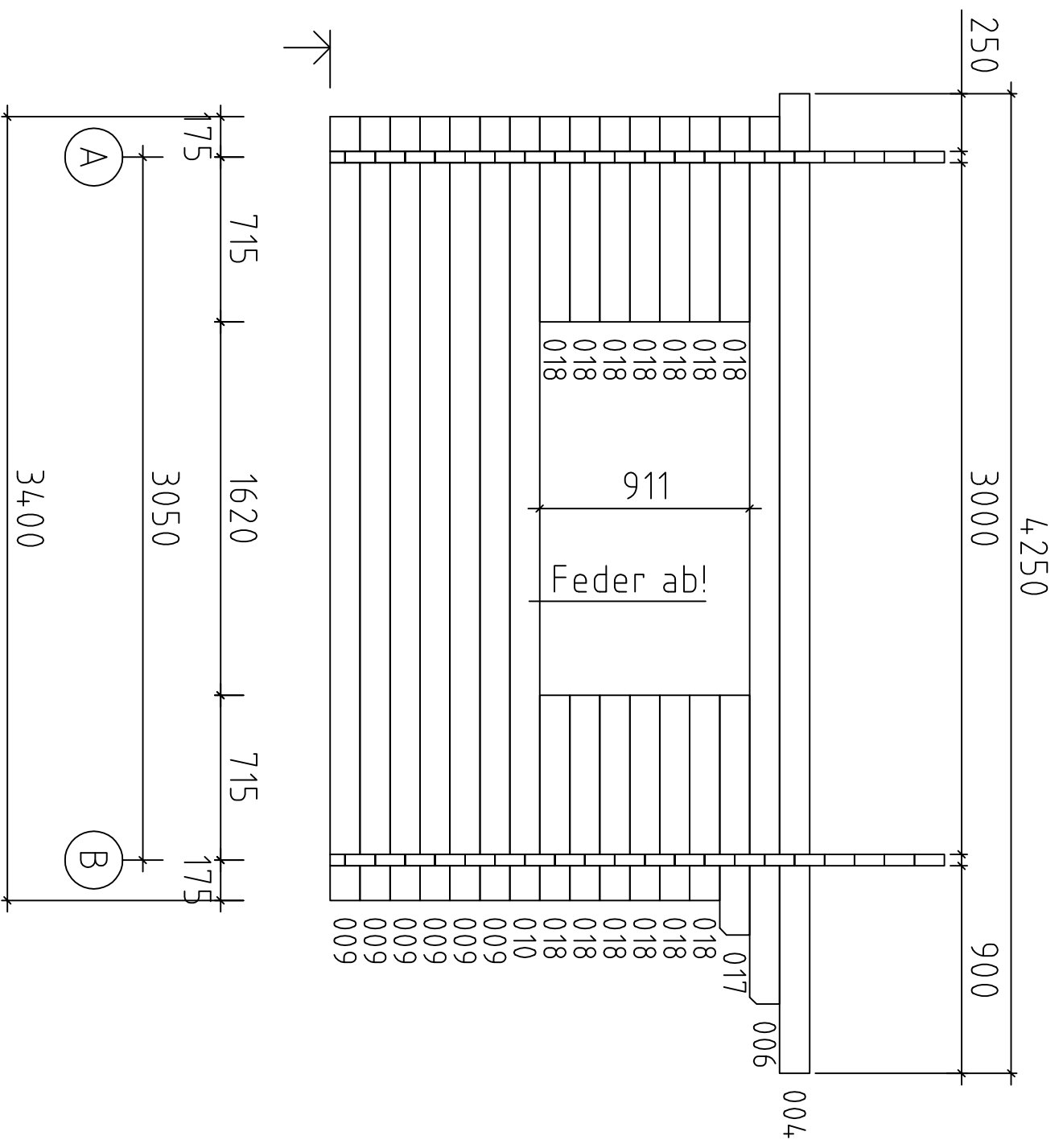


Balken 4x3+0,9VD / 50

Baltrum 4x3+0,9VD / 50



Wand 1

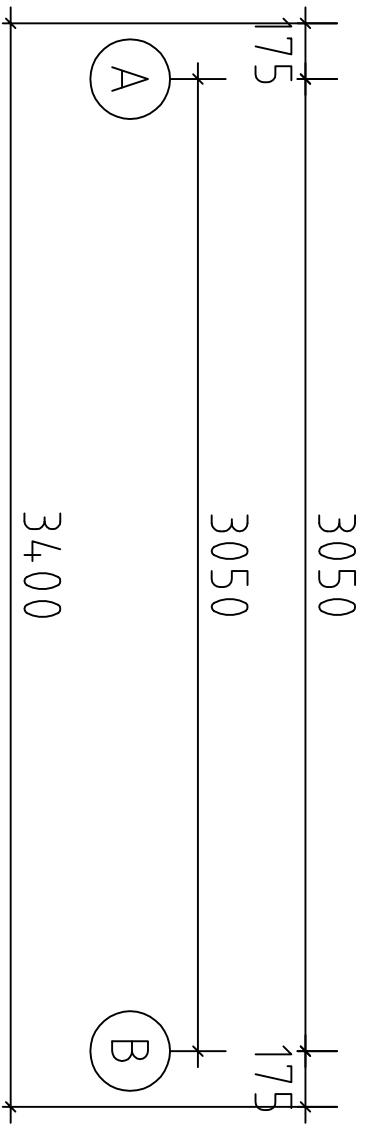



Baltrum 4x3+0,9VD / 50

A

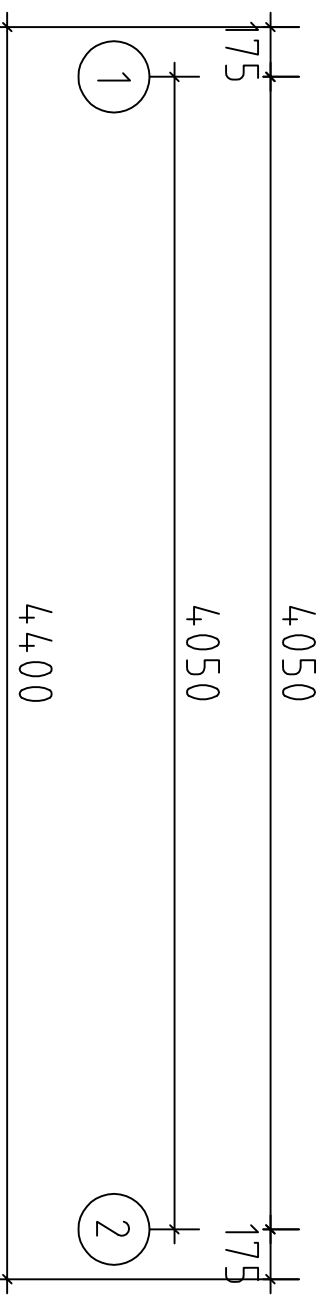
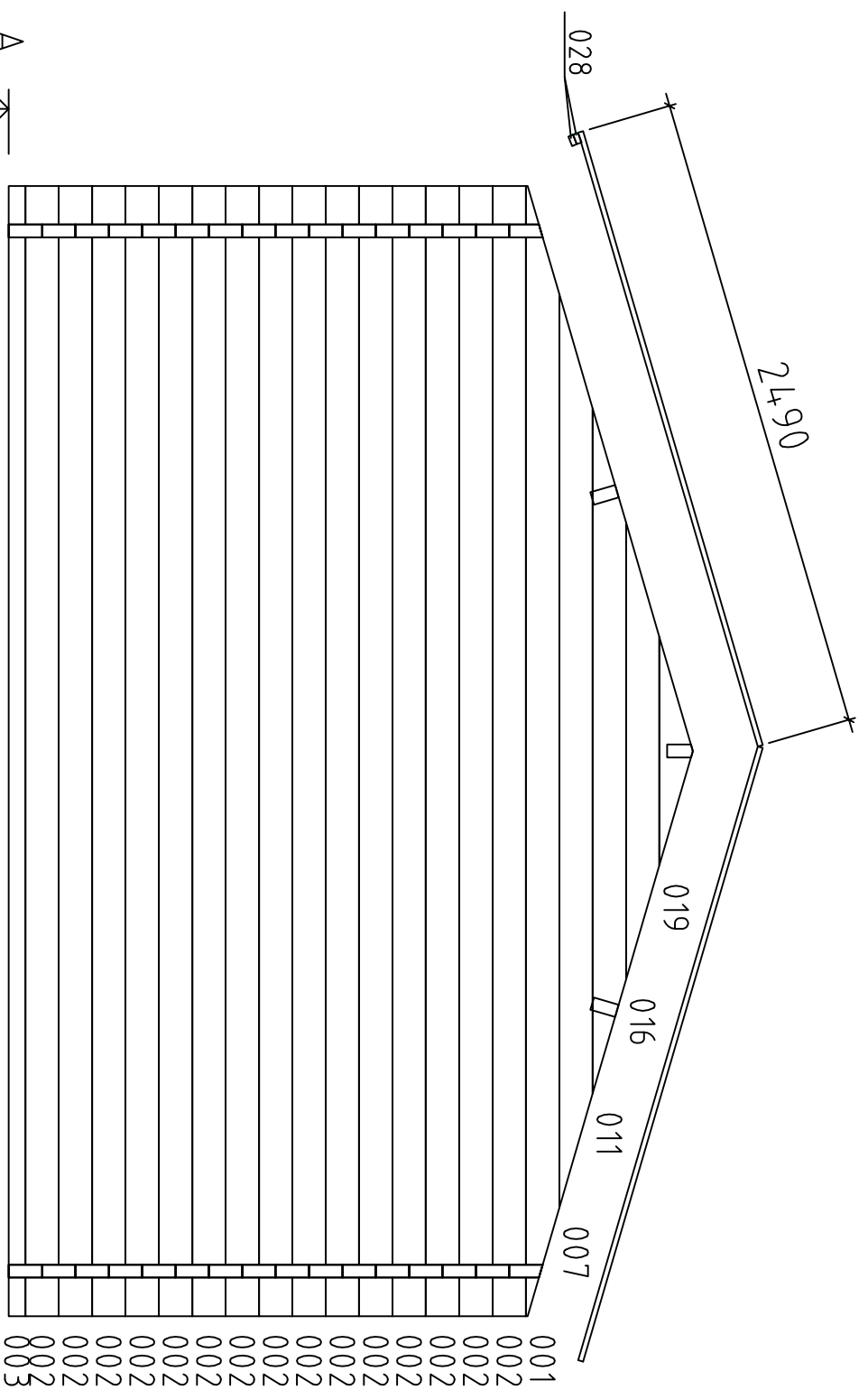
B

Wand 2 ↗



Balktrum 4x3+0,9VVD / 50

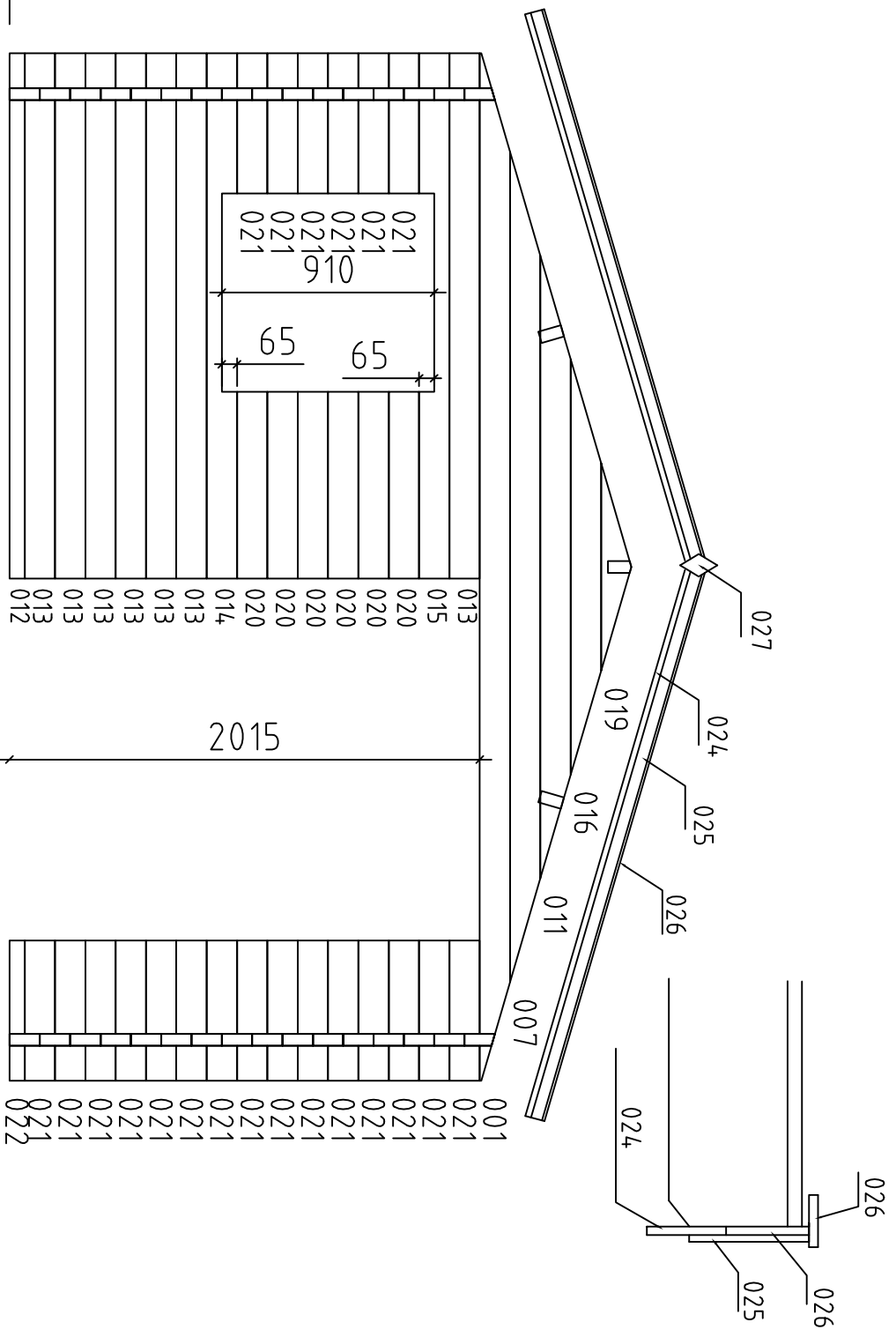
Wand A ↗



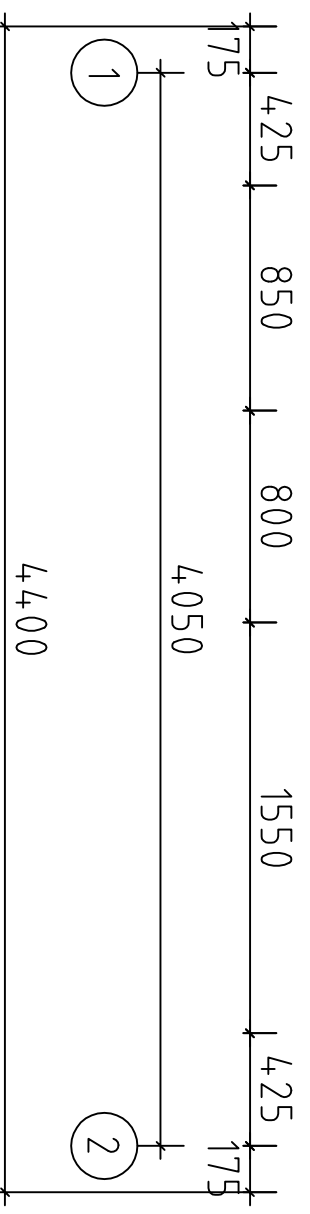
1

2

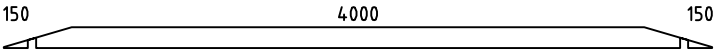
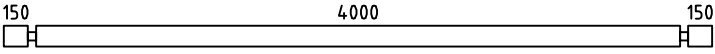
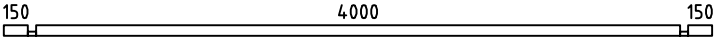
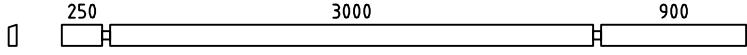
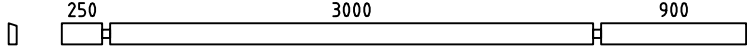
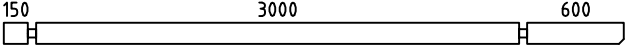





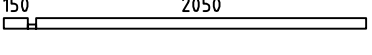
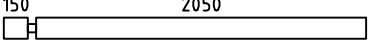
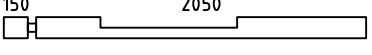
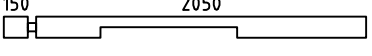

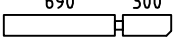
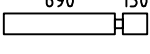


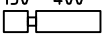
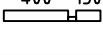
Baltrum 4x3+0,9VD / 50




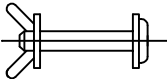
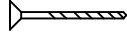
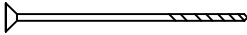
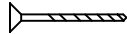

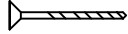
Wand B ↗



Balktrum 4x3+0,9VD / 50

Pos	Baltrum 4x3+0,9VD/ 50	ST	F (mm)	L (mm)
001		2	50x130	4400
002		15	50x130	4400
003		1	50x65	4400
004		1	50x130	4250
005		1	50x130	4250
006		2	50x130	3850
007		2	50x130	3556
008		1	50x130	3550
009		19	50x130	3400
010		1	50x130	3400
011		2	50x130	2667
012		1	50x65	2250
013		7	50x130	2250
014		1	50x130	2250
015		1	50x130	2250
016		2	50x130	1778
017		1	50x130	1040
018		13	50x130	890
019		2	50x130	889
020		6	50x130	800
021		21	50x130	600
022		1	50x65	600

Pos	Baltrum 4x3+0,9VD / 50	ST	F (mm)	L (mm)				
PR1		3	50x140	4250				
023	Dachbrettern	96	90x20	2490				
024	Giebelleiste	4	120x20	2650				
025	Giebelleiste	4	90x20	2650				
026	Giebeldeckleiste	8	70x20	2650				
027	Giebelsegment	2						
028	Dachpappenleiste	8	40x20	2125				
SH1	Schlagholz Hitblock	3						
U155S	<p>Tür 1550x2015 Deur Door</p> <table border="1" style="margin-left: 200px;"> <tr> <td>Iso</td> <td>1200x544 = 2st.</td> </tr> <tr> <td></td> <td>kotike 1 kmpl.</td> </tr> </table> <p style="margin-left: 200px;">Ristid anda kaasa</p>	Iso	1200x544 = 2st.		kotike 1 kmpl.	1		
Iso	1200x544 = 2st.							
	kotike 1 kmpl.							
F1	<p>Fenster BC 1620x910 Raam Window</p> <table border="1" style="margin-left: 200px;"> <tr> <td>Iso</td> <td>629x657 2st.</td> </tr> </table> <p>Ristid anda kaasa</p>	Iso	629x657 2st.	1R				
Iso	629x657 2st.							
F2	<p>Fenster BC 850x910 Raam Window</p> <table border="1" style="margin-left: 200px;"> <tr> <td>Iso</td> <td>629x657 1st.</td> </tr> </table> <p>Ristid anda kaasa</p>	Iso	629x657 1st.	1R				
Iso	629x657 1st.							

Pos	Baltrum 4x3+0,9VD / 50			ST	F (mm)	L (mm)
Sturmleiste		Sturmleisten 	4	70x20	2050	
		Bolzen spez. 	4	M8x80		
		Torx Schrauben 3,5x50 	4			
Fundament		Torx Schrauben 6x130 	20			
Fußboden Dach		Torx Schrauben 3,5x50 	1200			
Montagematerial	Giebel Dachbalken Giebelbretter Dachpappenleiste u.s.w.	Torx Schrauben 6x130 	50			
		Torx Schrauben 3,5x50 	150			

Doppeltür

Beschlag:

Türklinen mit der Lasche = 1 Kmp.

Schraube 5x80mm = 4 St.

Schnepper mit Schlüssel = 1 Kmp.

Metallechen (zwei St.) Pos. 5,
befinden sich auf untere oder
obere Türflügelkante.

