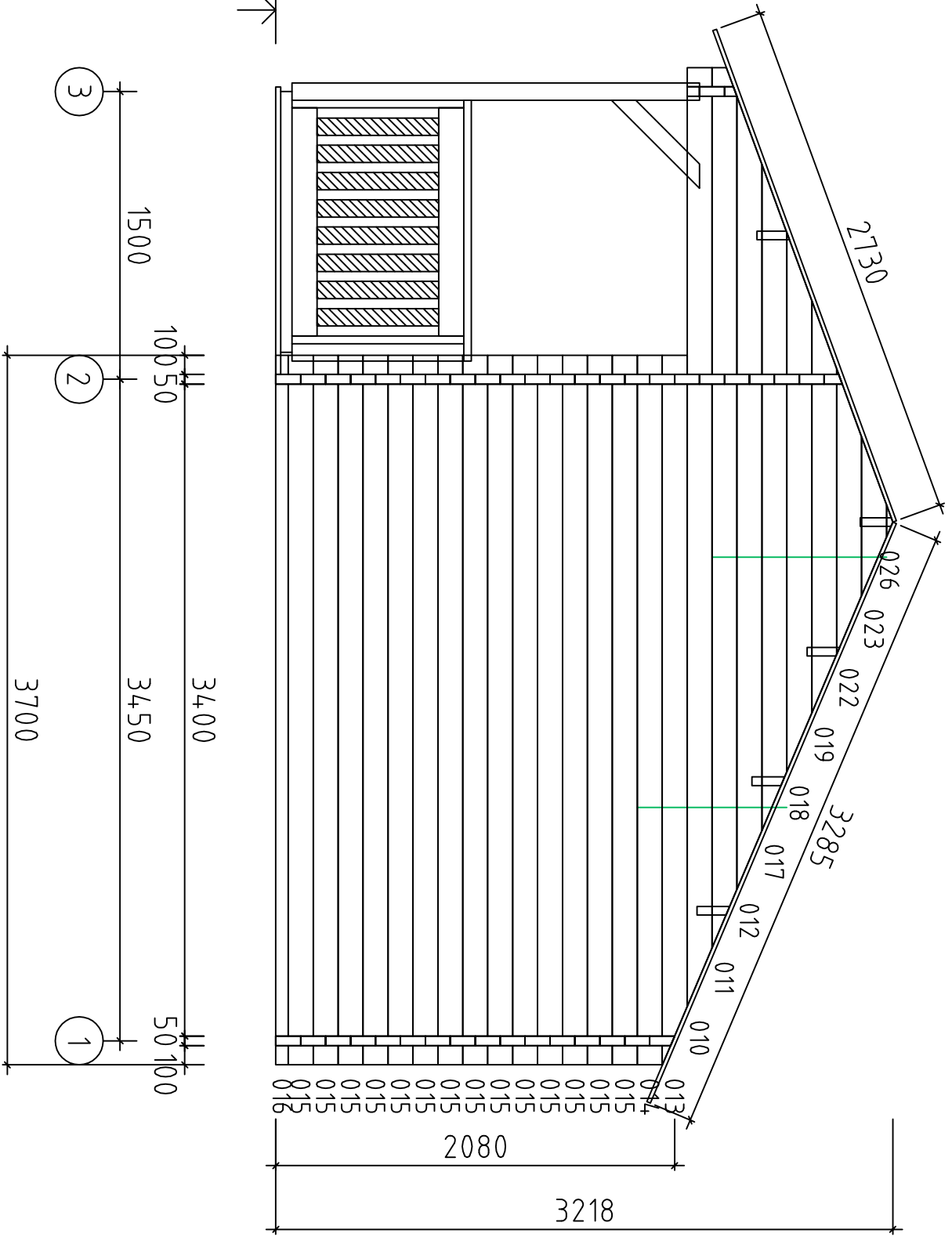
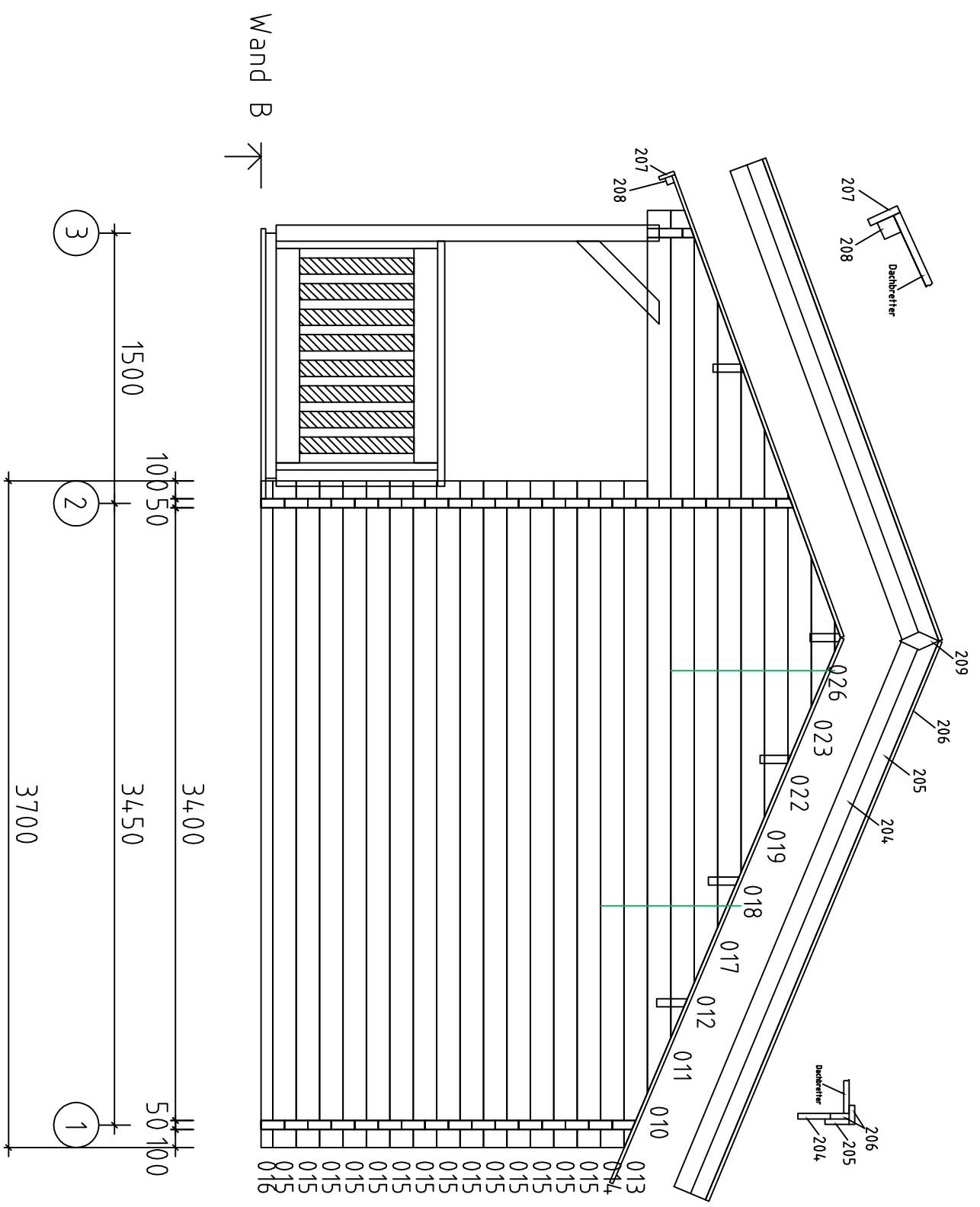


Caroline/50/20

Wand A



Caroline//50/20



207
208
Dachbretter

206
205
204
Dachbretter

Wand B →

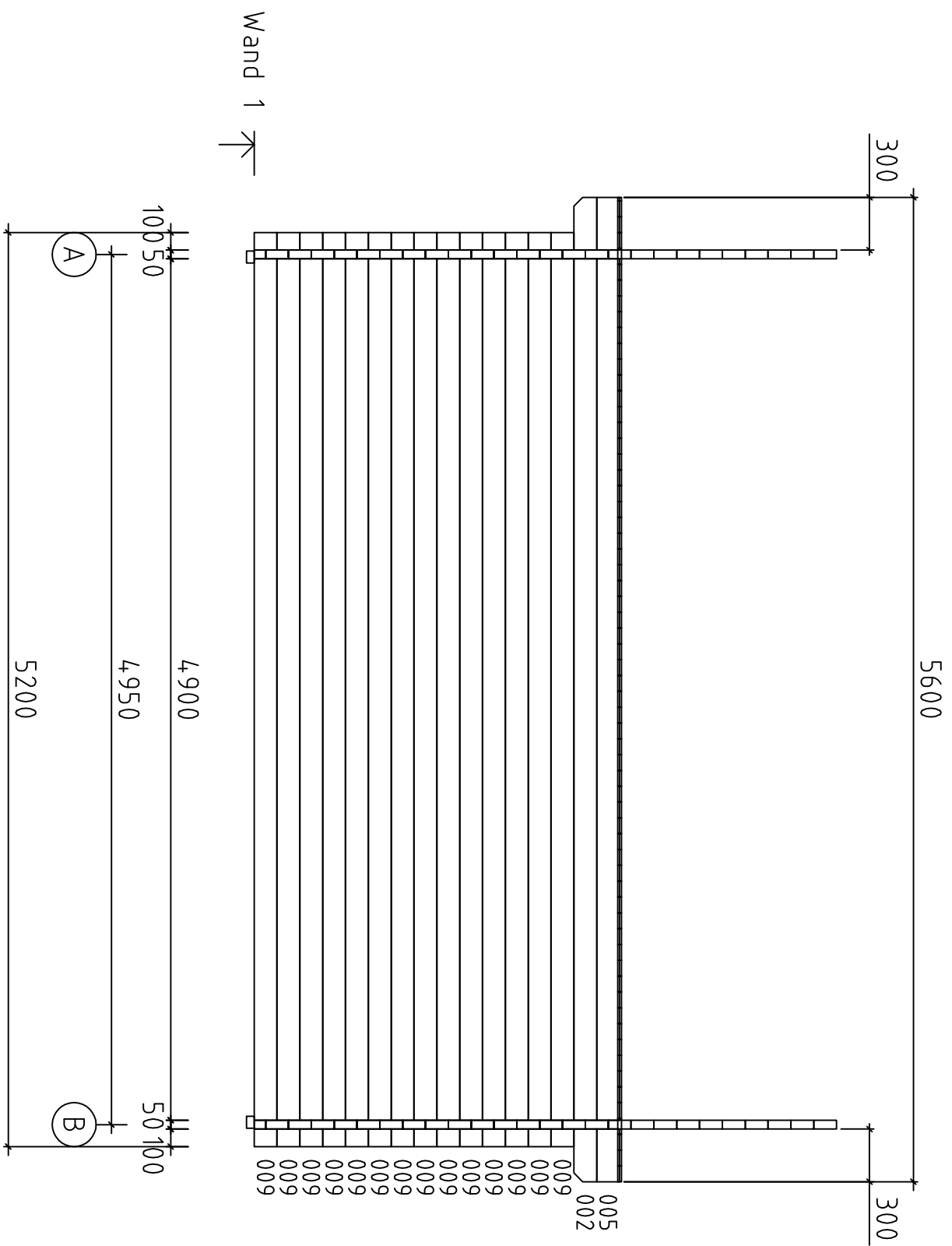
3
1500

11
10050
2

3400
3450
3700

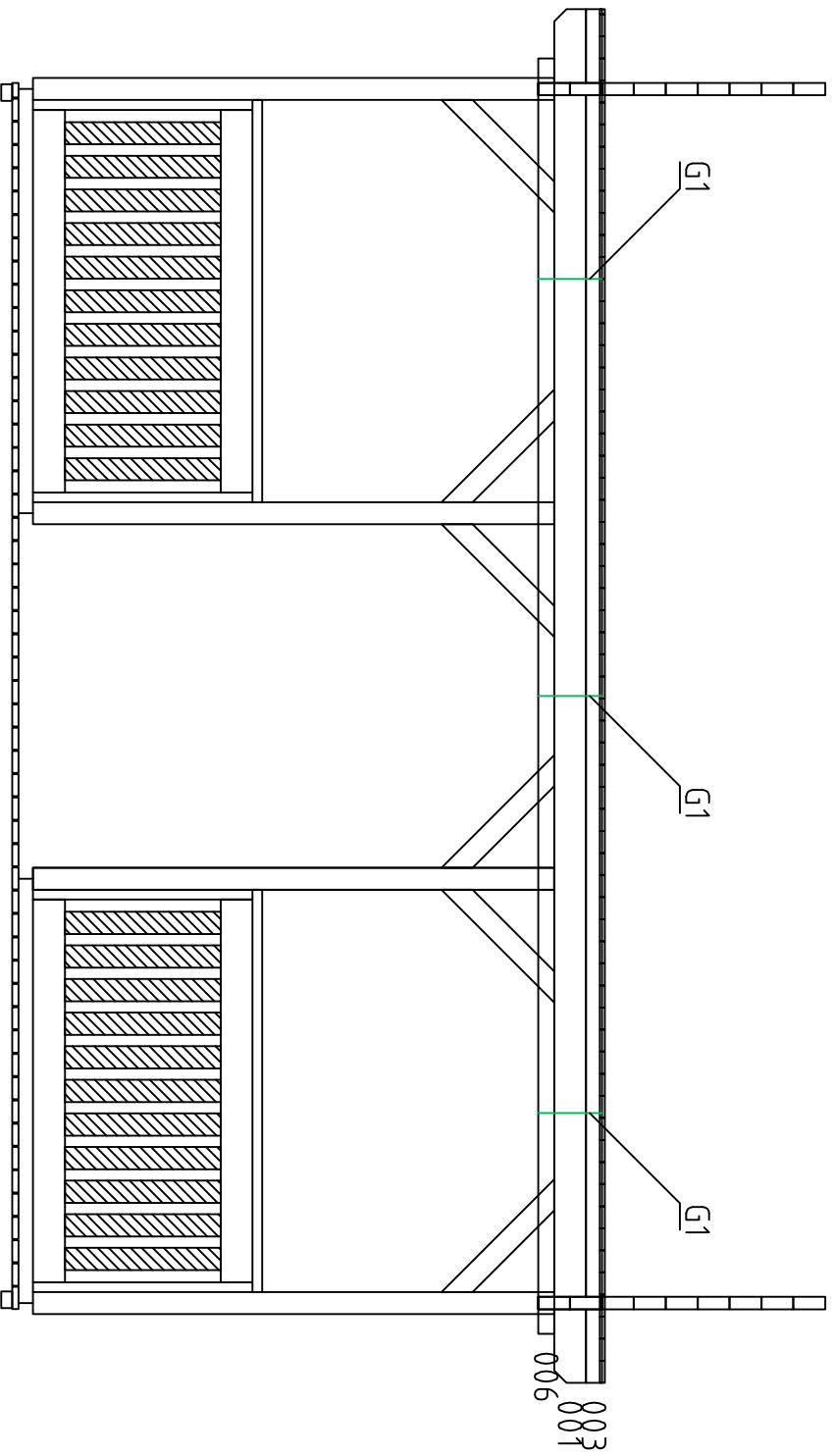
11
50100
1

Caroline//50/20



Caroline//50/20

Wand 3 ↗

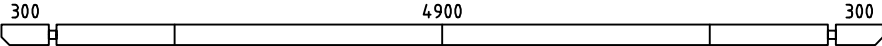
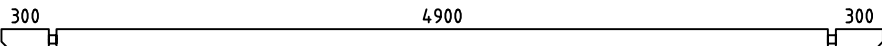
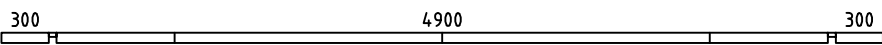
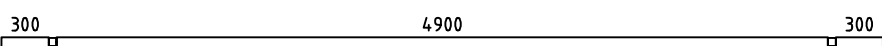
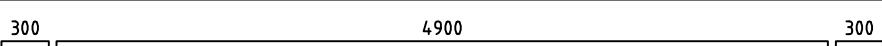
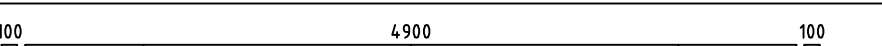
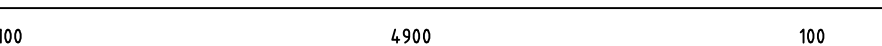
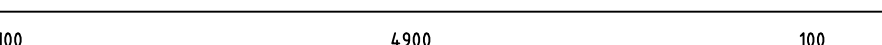
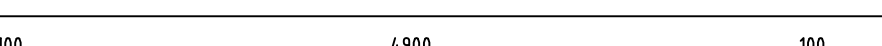







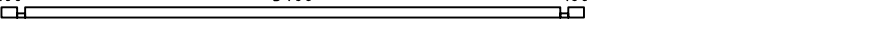

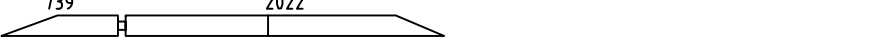








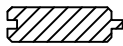

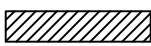
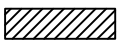

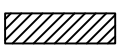

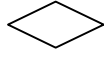
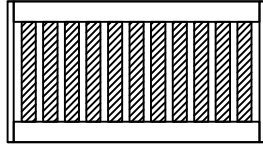
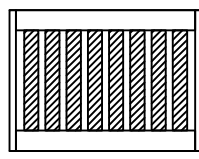



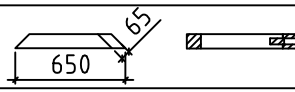
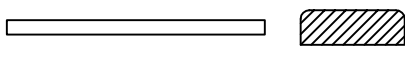



(A)



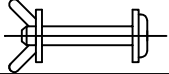
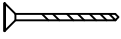

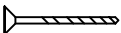
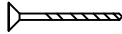

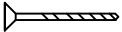
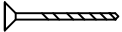
Caroline//50/20

(B)

5200
4950

Pos	Caroline//50/20	ST	F (mm)	L (mm)
001		1	50x130	5600
002		2	50x130	5600
003		1	50x65	5600
004		1	50x94	5600
005		1	50x130	5600
006		1	50x65	5200
007		1	50x130	5200
008		2	50x130	5200
009		17	50x130	5200
010		2	50x130	4897
011		2	50x130	4591
012		2	50x130	4134
013		2	50x130	3700
014		2	50x130	3700
015		28	50x130	3700
016		2	50x65	3700
017		2	50x130	3473
018		2	50x130	2811
019		2	50x130	2150
020		2	50x130	1900
021		8	50x130	1900
022		2	50x130	1488
023		2	50x130	826
024		20	50x130	425
025		20	50x130	275

Pos	Caroline//50/20		ST	F (mm)	L (mm)
202	Dachbretter		63	90x20	3285
			63	90x20	2730
203	Abdeckleiste			20x40	19lfm
204	Giebelbretter		2	20x120	2950
			2	20x120	3500
205	Giebelbretter		2	20x90	2950
			2	20x90	3500
206	Giebeldeckbretter		4	20x70	2950
			4	20x70	3500
207	Traufenbrett		4	20x90	2900
208	Traufenleiste		4	40x40	2900
209	Giebelsegment		2		
210	Barriere		2		
211	Barriere		2		
212	Pfosten		2	90x90	2125
213	Pfosten		2	90x90	2125
214	Pfosten		2	90x90	900
215	Diagonale		8	90x90	650
216	Handlauf		2	40x90	1640
217				2	40x90
218	Dübel		62		
219	Schlagholz/Hitblock		3		
G1	Gewindestift12		3		280

Pos	Caroline//50/20			ST	F (mm)	L (mm)
Sturmleiste			Sturmleisten 	2	70x20	1950
			Sturmleisten 	2	70x20	2850
			Bolzen spez. 	4	M8x80	
		Torx	Schrauben 3,5x50 	4		
Fundament		Torx	Schrauben 6x130 	30		
Fussboden Dach		Torx	Schrauben 3,5x50 	1000		
		Torx	Schrauben 4,2x55 (Terrassenschrauben) 	240		
Montagematerial	Giebel Giebelbretter Traufenleiste Diagonalen Barrieren u.s.w.	Torx	Schrauben 6x130 	50		
		Torx	Schrauben 3,5x50 	150		
		Torx	Schrauben 5,0x80 	60		
<div style="display: flex; justify-content: space-between; border-top: 1px solid black; padding-top: 10px;"> Kood Materjal File trükk.dwg Leht 10/11 </div>						