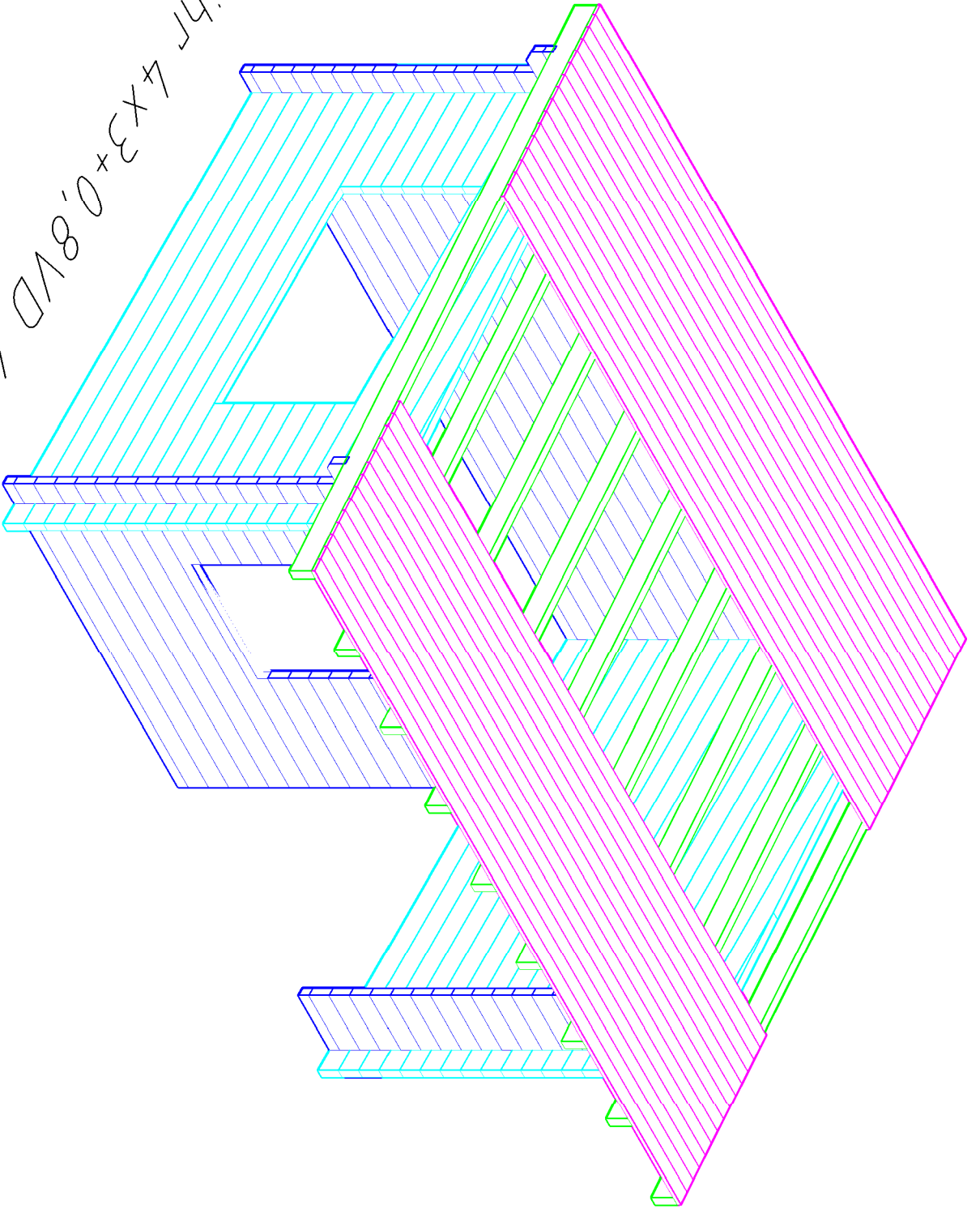
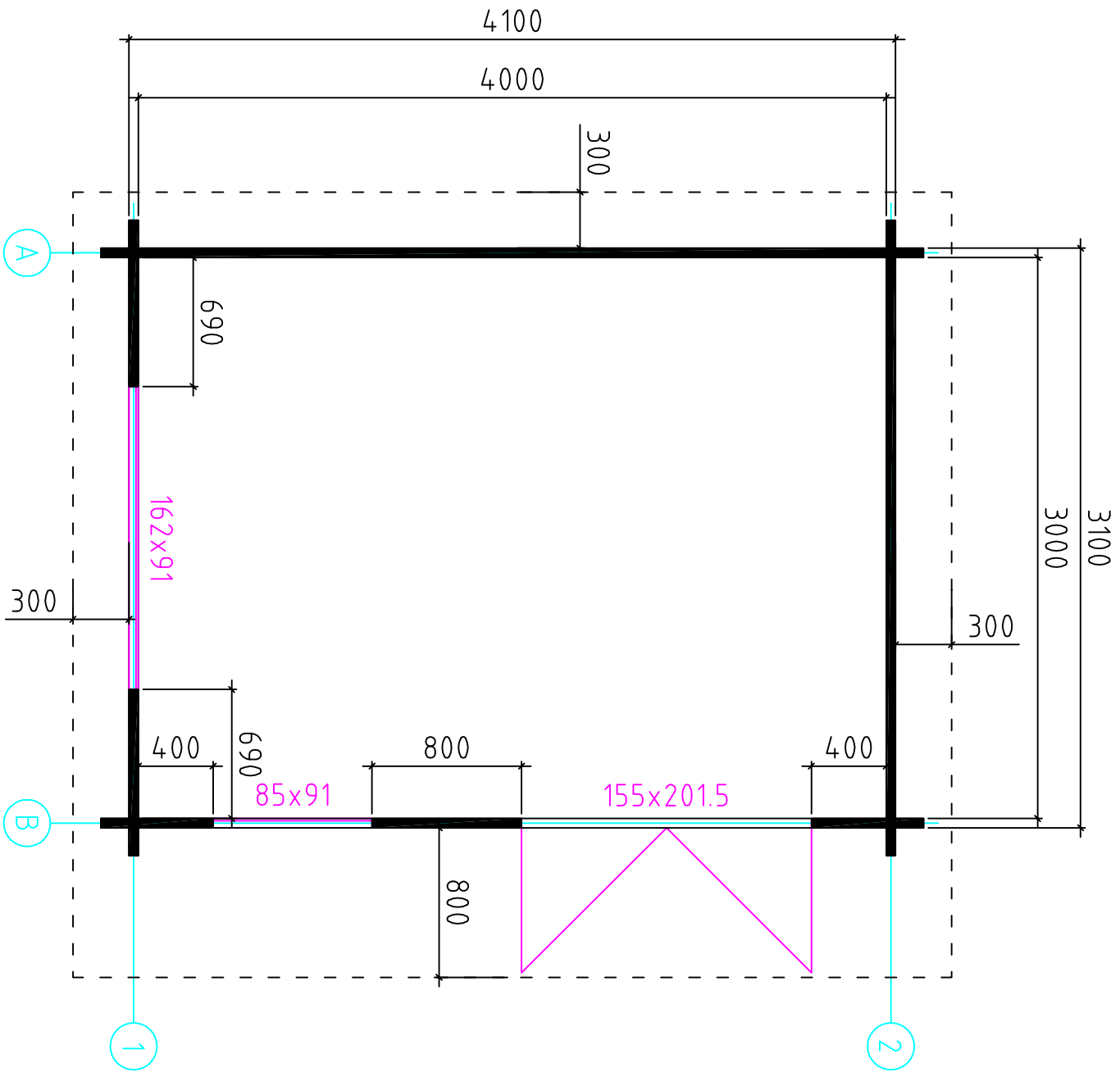
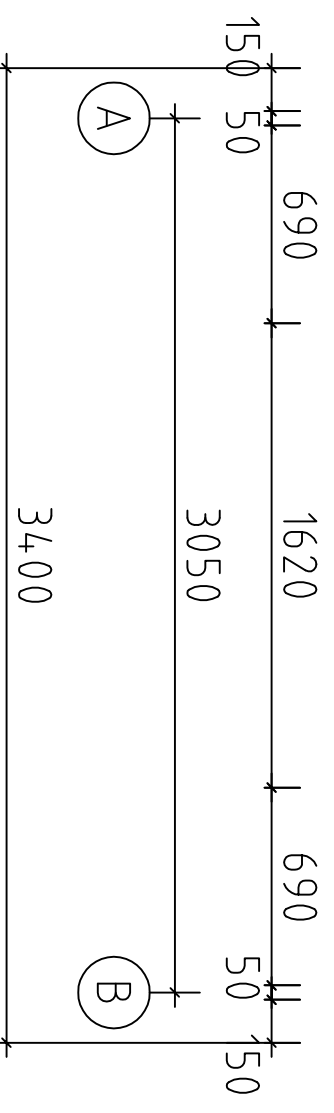
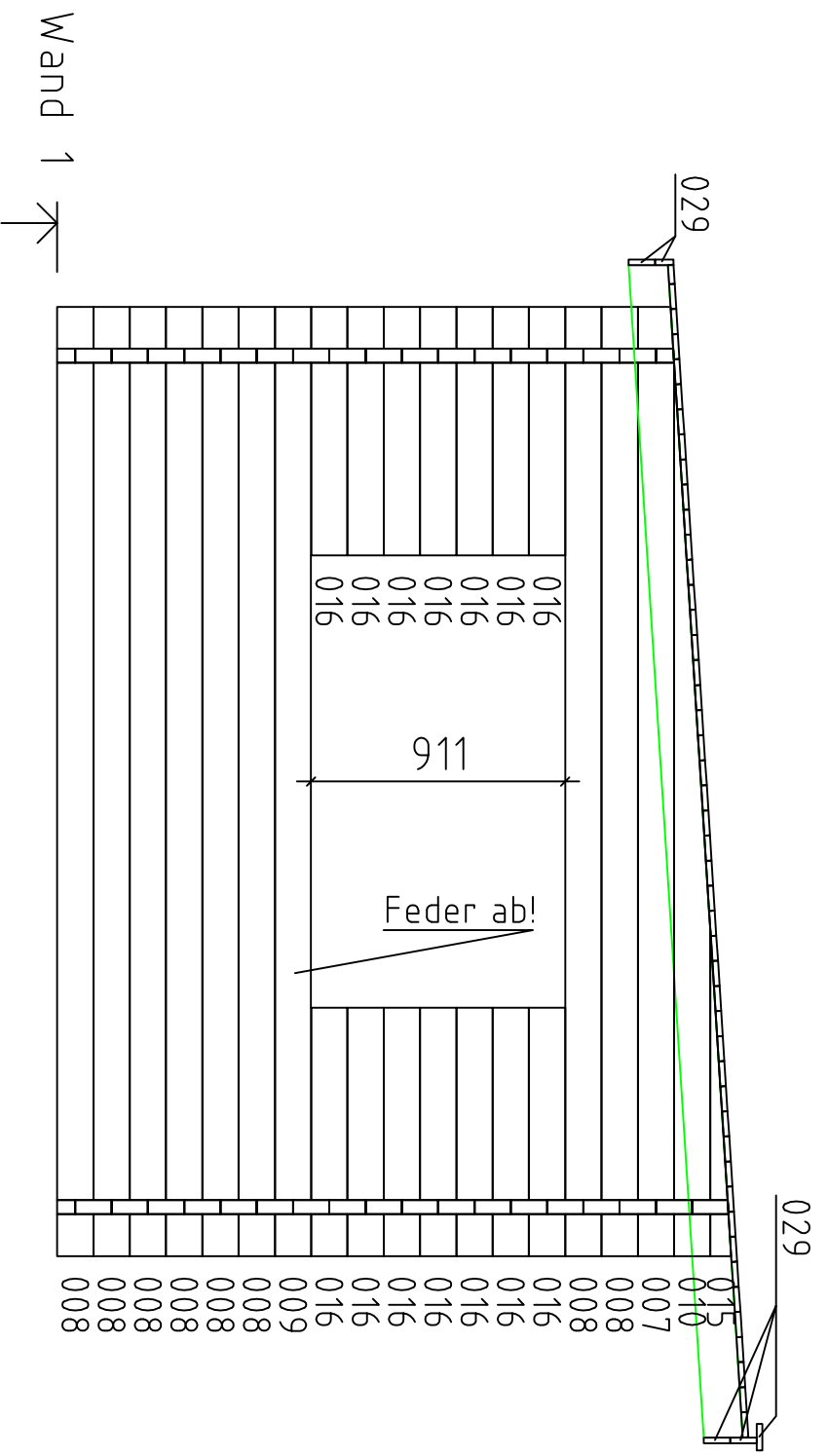


Föhr 4x3+0,8VD / 50 / 20



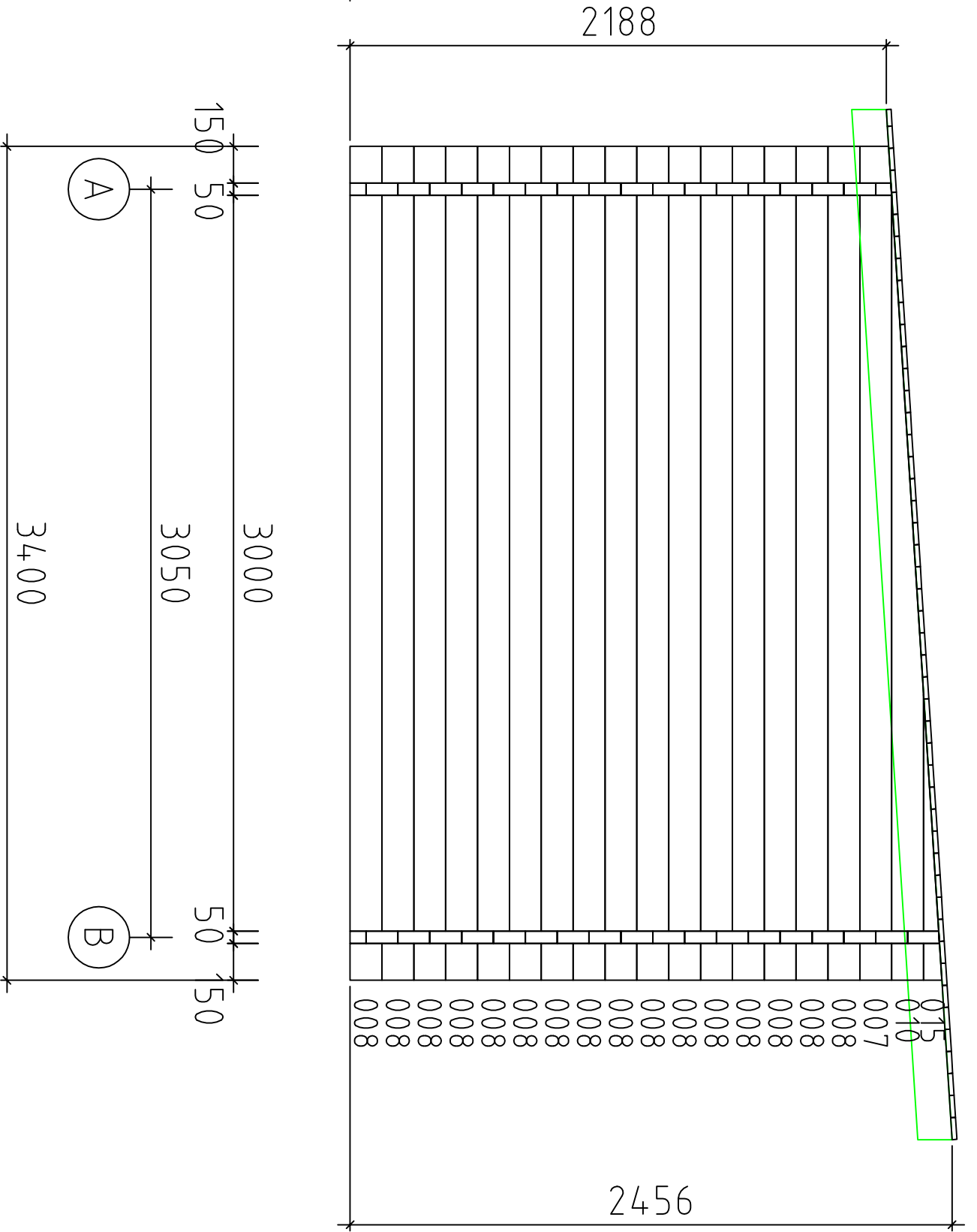
Föhr 4x3+0,8VD / 50 / 20



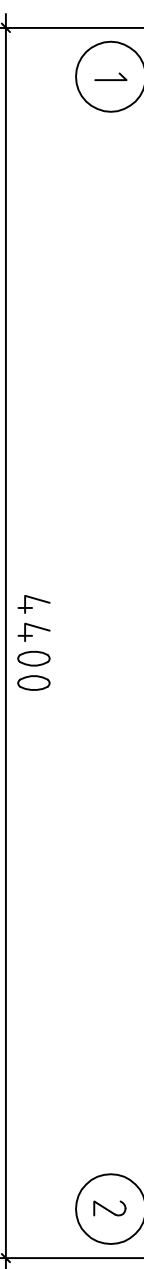
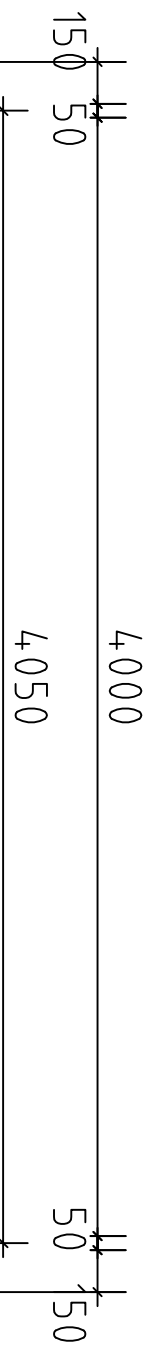



Föhr 4x3+0,8VD / 50 / 20

Wand 2

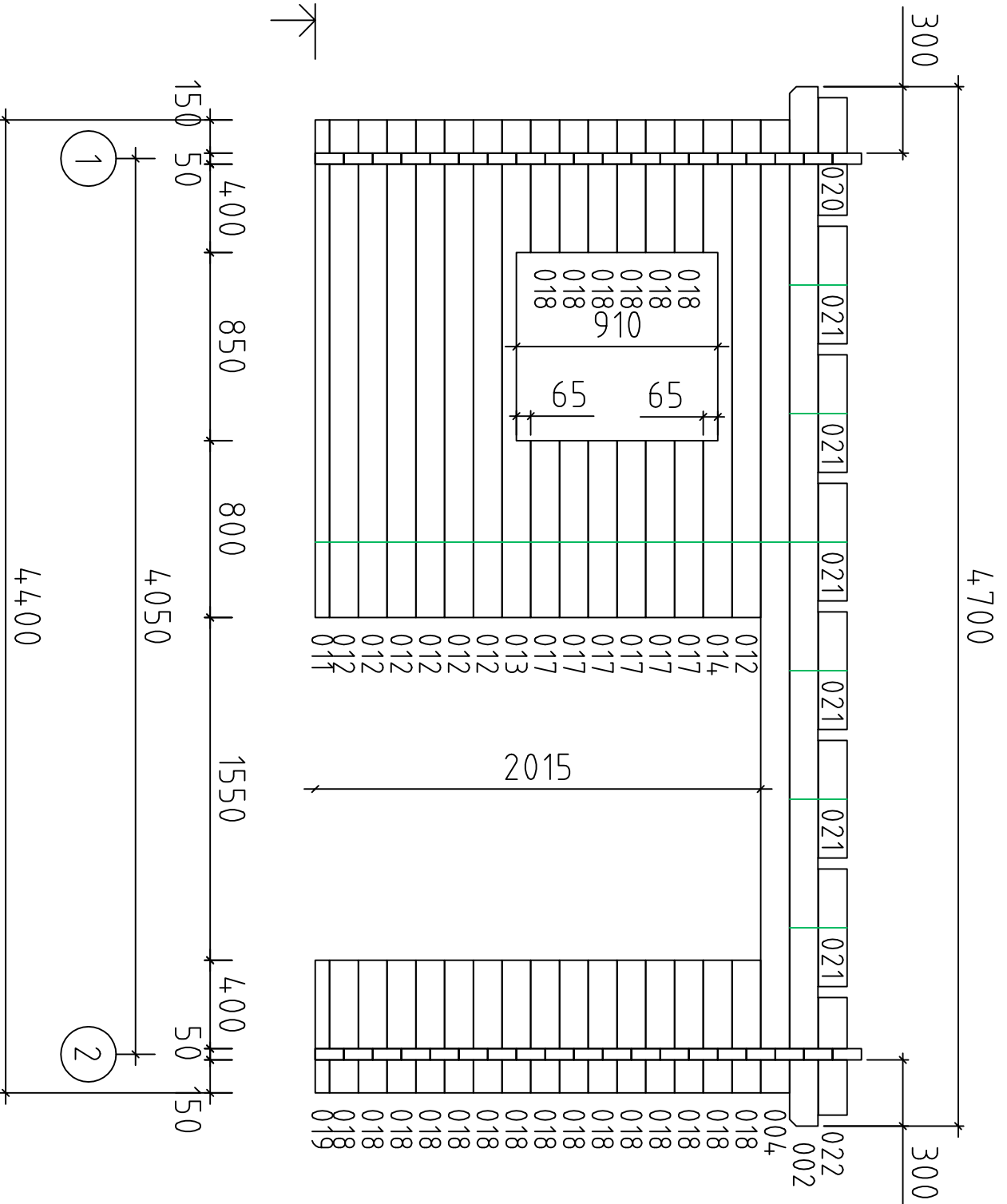


Föhr 4x3+0,8VD / 50 / 20

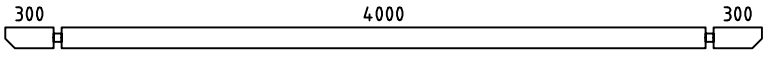
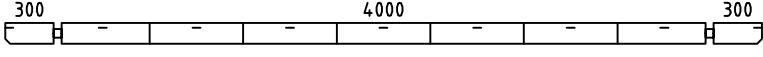
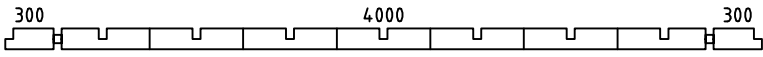
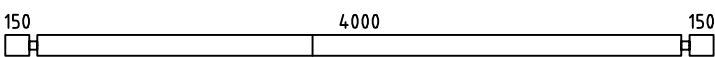
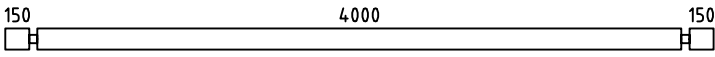
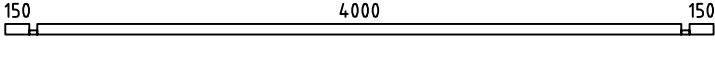

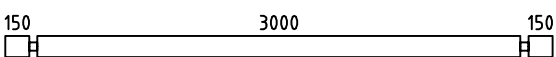
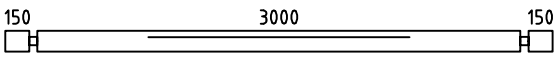
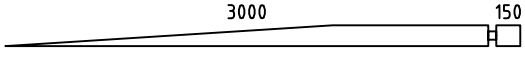
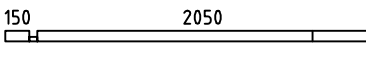
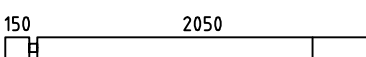

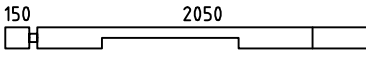

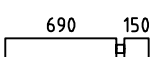
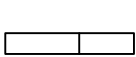
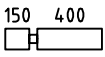
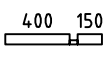
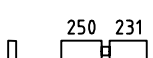

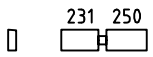
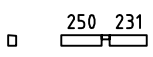

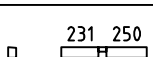


Föhr 4x3+0,8VD / 50 / 20

Wand B ↗



Föhr 4x3+0,8VD / 50 / 20

| Pos | Föhr 4x3+0,8VD / 50 / 20 | ST | F (mm) | L (mm) |
|-----|---|----|--------|--------|
| 001 |  | 1 | 50x130 | 4700 |
| 002 |  | 1 | 50x130 | 4700 |
| 003 |  | 1 | 50x130 | 4700 |
| 004 |  | 1 | 50x130 | 4400 |
| 005 |  | 14 | 50x130 | 4400 |
| 006 |  | 1 | 50x65 | 4400 |
| 007 |  | 2 | 50x130 | 3400 |
| 008 |  | 24 | 50x130 | 3400 |
| 009 |  | 1 | 50x130 | 3400 |
| 010 |  | 2 | 50x130 | 3200 |
| 011 |  | 1 | 50x65 | 2250 |
| 012 |  | 7 | 50x130 | 2250 |
| 013 |  | 1 | 50x130 | 2250 |
| 014 |  | 1 | 50x130 | 2250 |
| 015 |  | 2 | 50x75 | 1167 |
| 016 |  | 14 | 50x130 | 890 |
| 017 |  | 6 | 50x130 | 800 |
| 018 |  | 21 | 50x130 | 600 |
| 019 |  | 1 | 50x65 | 600 |
| 020 |  | 1 | 50x130 | 531 |
| 021 |  | 6 | 50x130 | 531 |
| 022 |  | 1 | 50x130 | 531 |
| 023 |  | 1 | 50x65 | 531 |
| 024 |  | 6 | 50x65 | 531 |
| 025 |  | 1 | 50x65 | 531 |

| Pos | Föhr 4x3+0,8VD / 50 / 20 | | | ST | F (mm) | L (mm) |
|------------------|---|------------------------------|------|-------|-----------|-----------|
| Sturmleiste | | Sturmleisten | 4 | 70x20 | 2050 | |
| | | Bolzen spez. | 4 | M8x80 | | |
| | | Torx Schrauben 3,5x50 | 4 | | | |
| | | | | | | |
| Fundament | | Torx Schrauben 6x130 | 20 | | | |
| | | | | | | |
| Fußboden Dach | | Torx Schrauben 3,5x50 | 1200 | | | |
| | | | | | | |
| Montagematerial | Giebel Dachbalken Giebelbretter Dachpappenleiste u.s.w. | Torx Schrauben 6x130 | 50 | | | |
| | | Torx Schrauben 3,5x50 | 150 | | | |

Doppeltür

Beschlag:

Türklinen mit der Lasche = 1 Kmp.

Schraube 5x80mm = 4 St.

Schnepper mit Schlüssel = 1 Kmp.

Metallechen (zwei St.) Pos. 5,
befinden sich auf untere oder
obere Türflügelkante.

