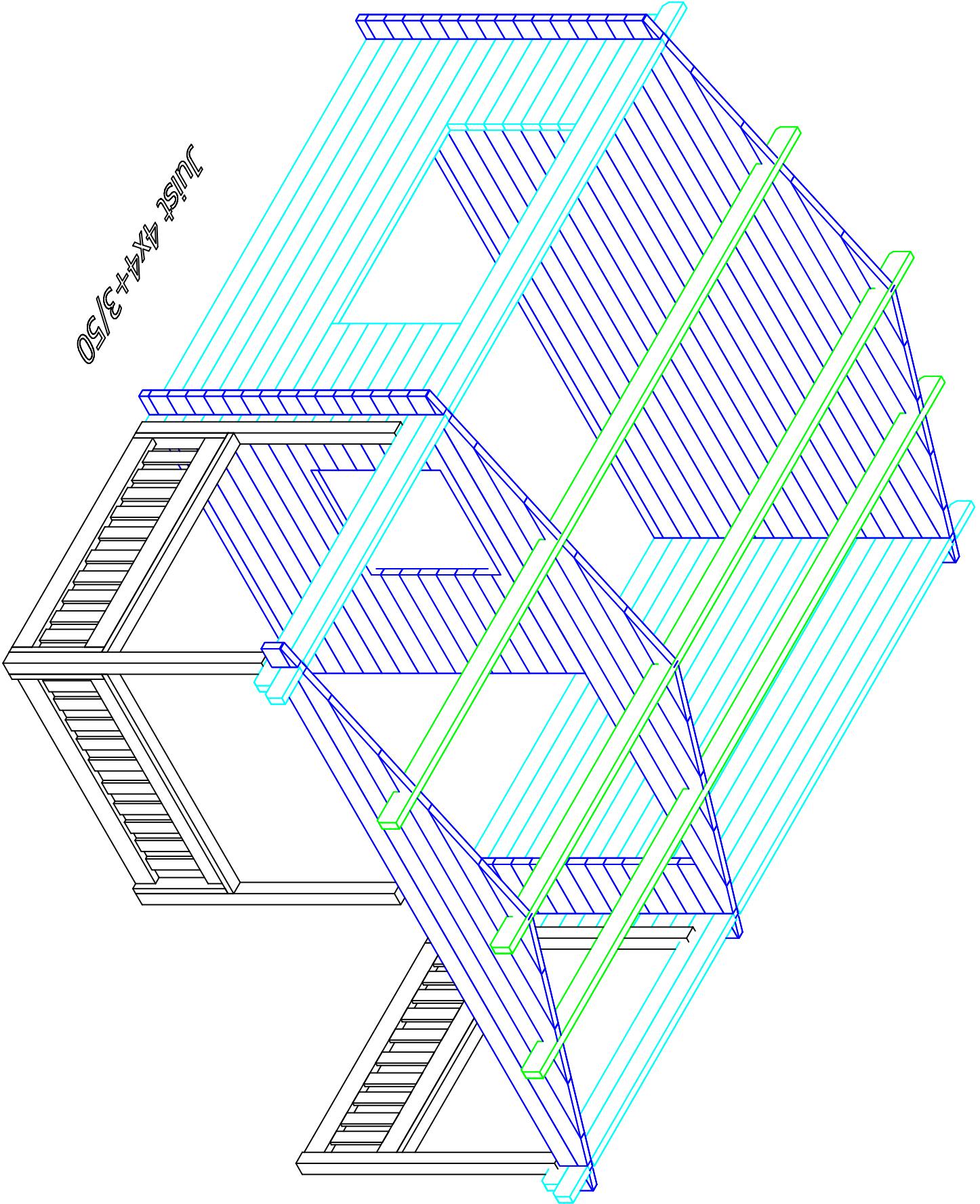
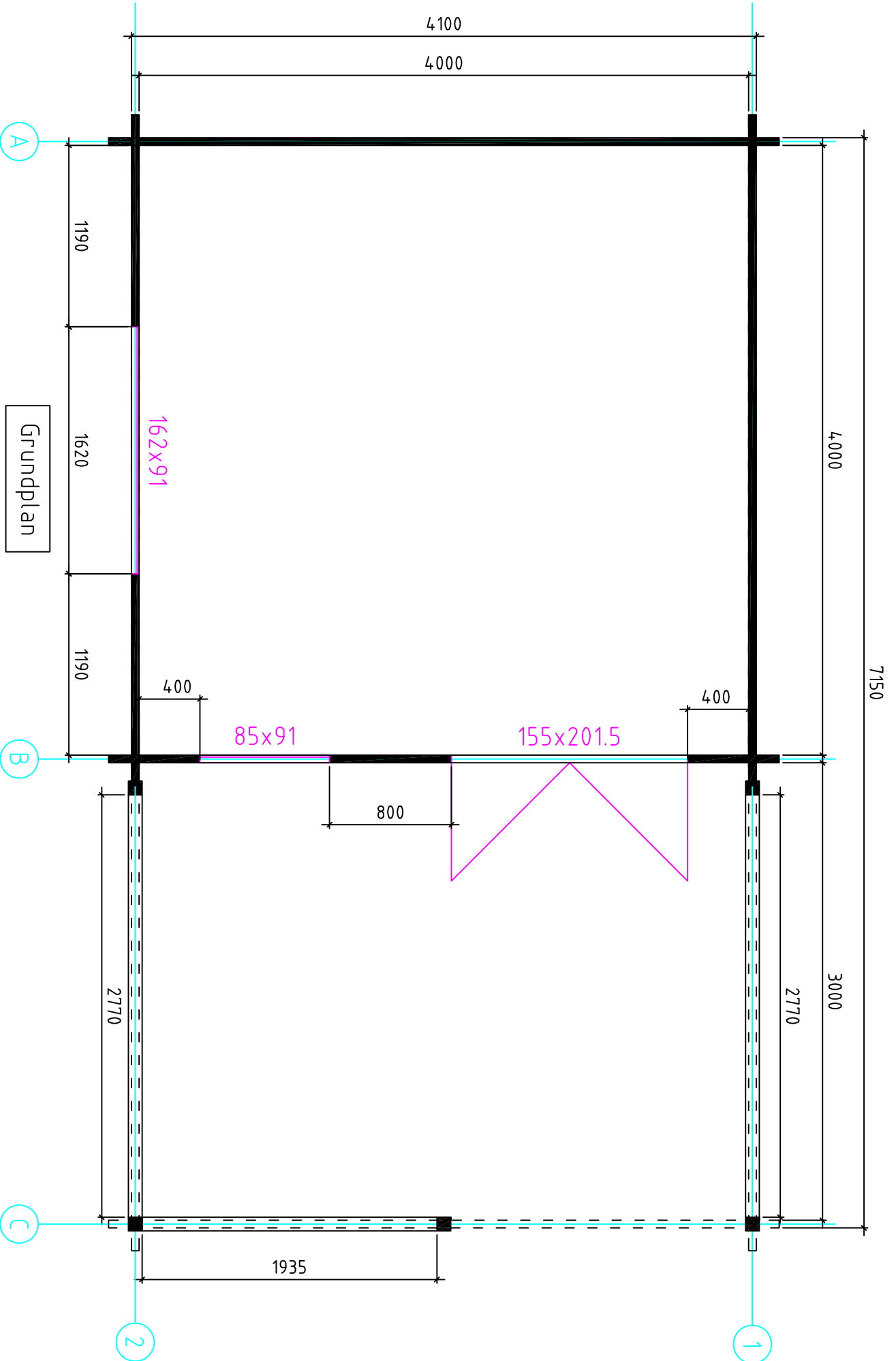
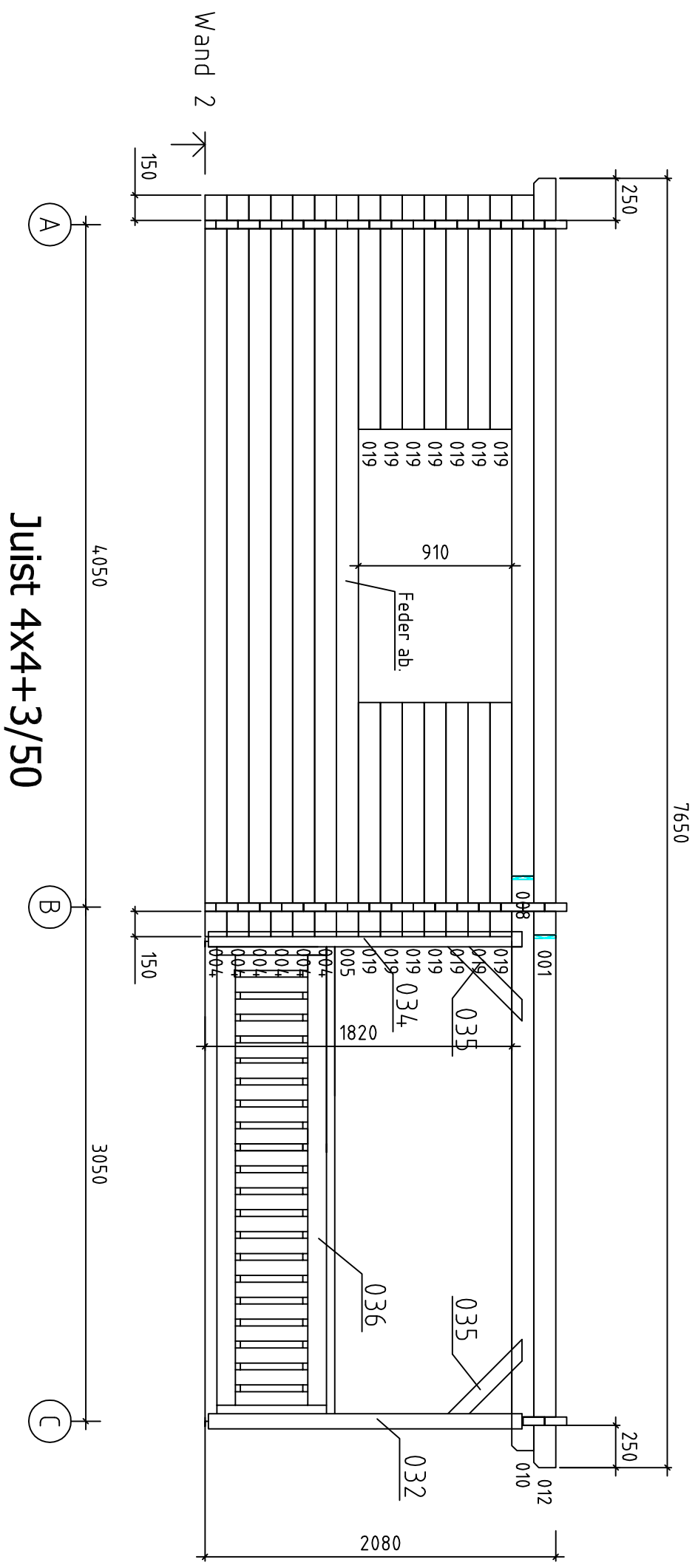


Just 4x4+3/50

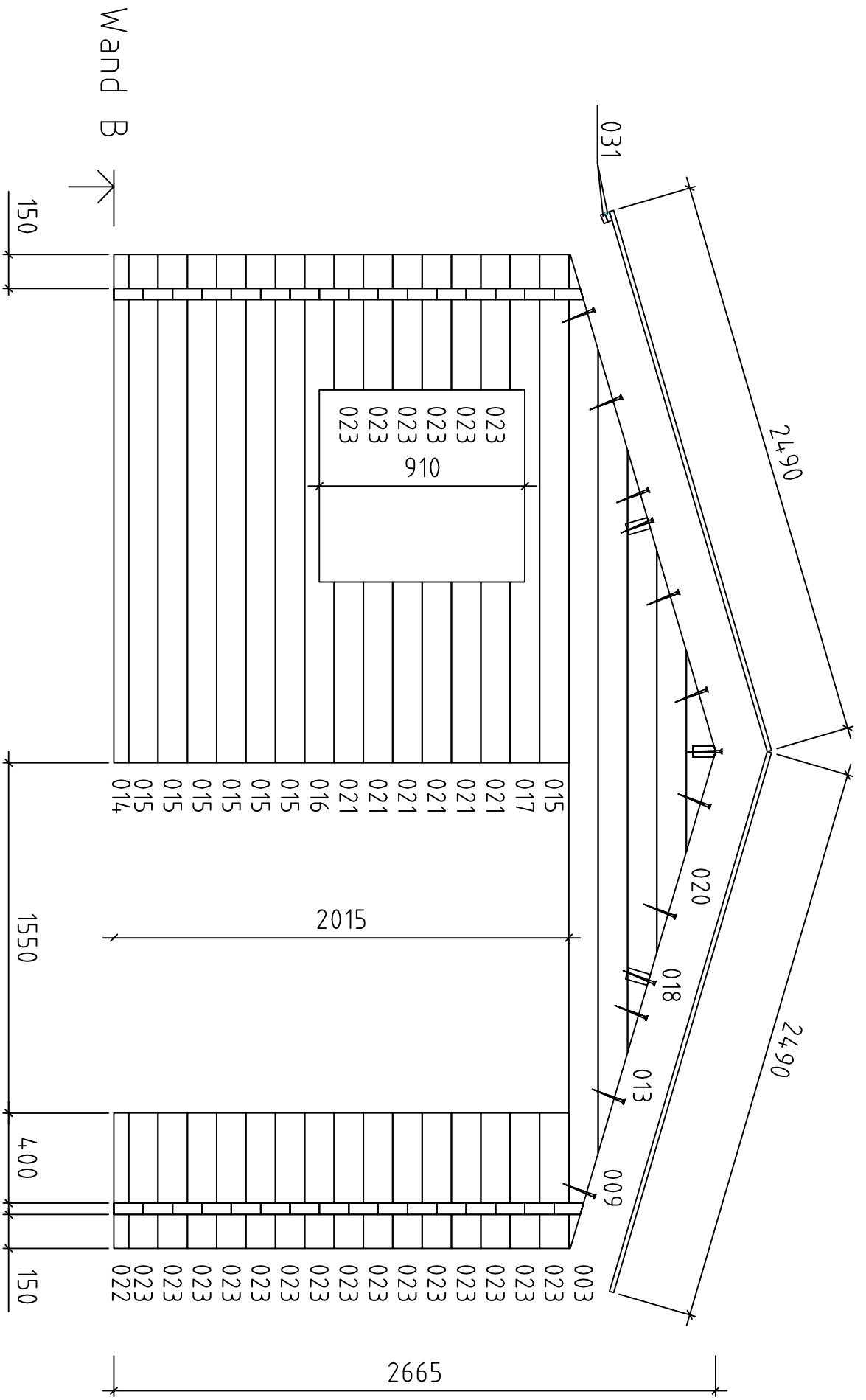


Juist 4x4+3/50





Just 4x4+3/50

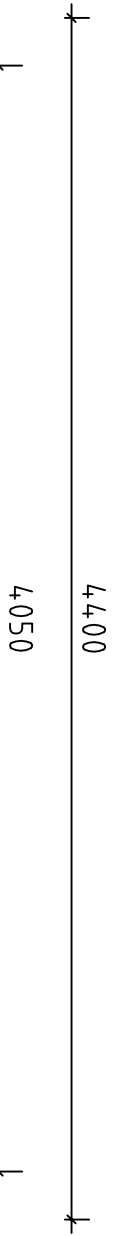
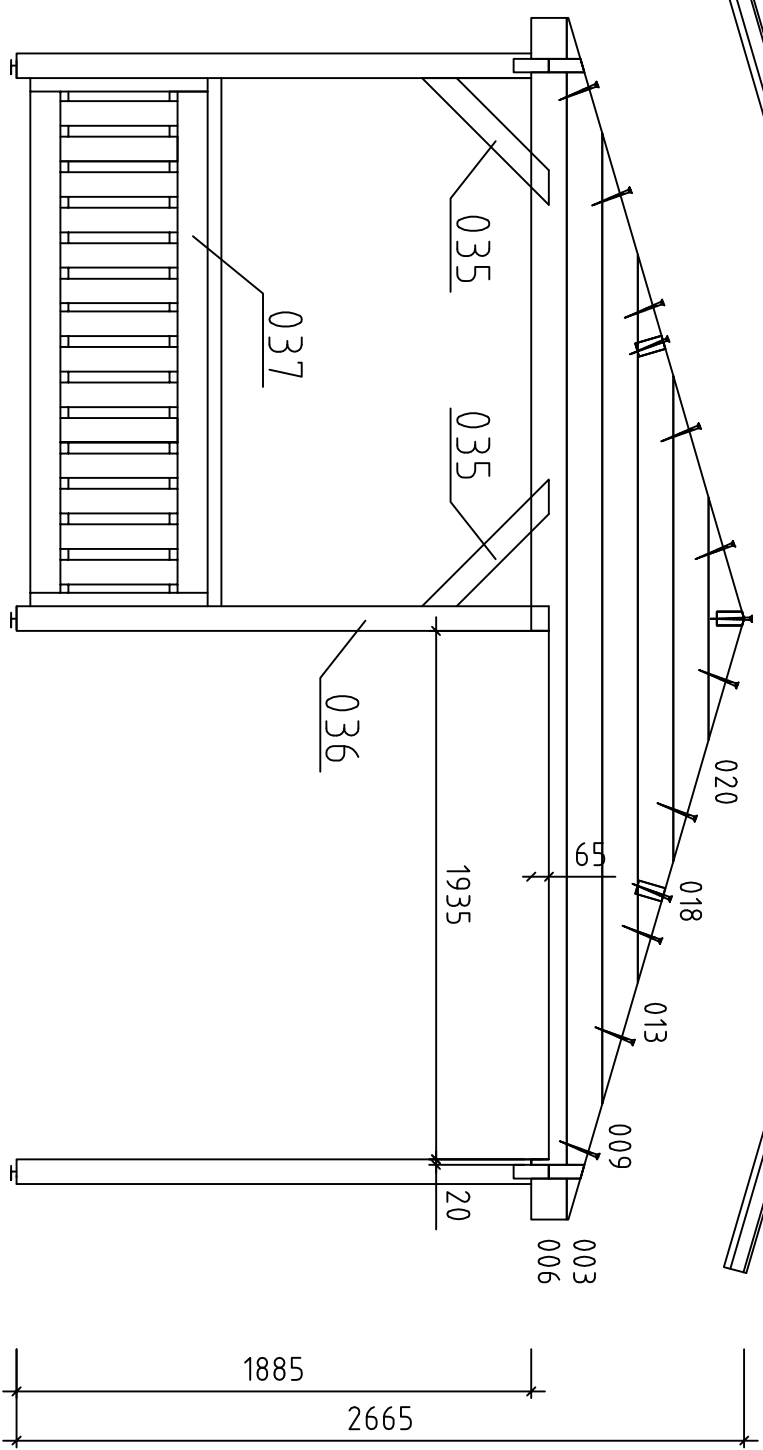
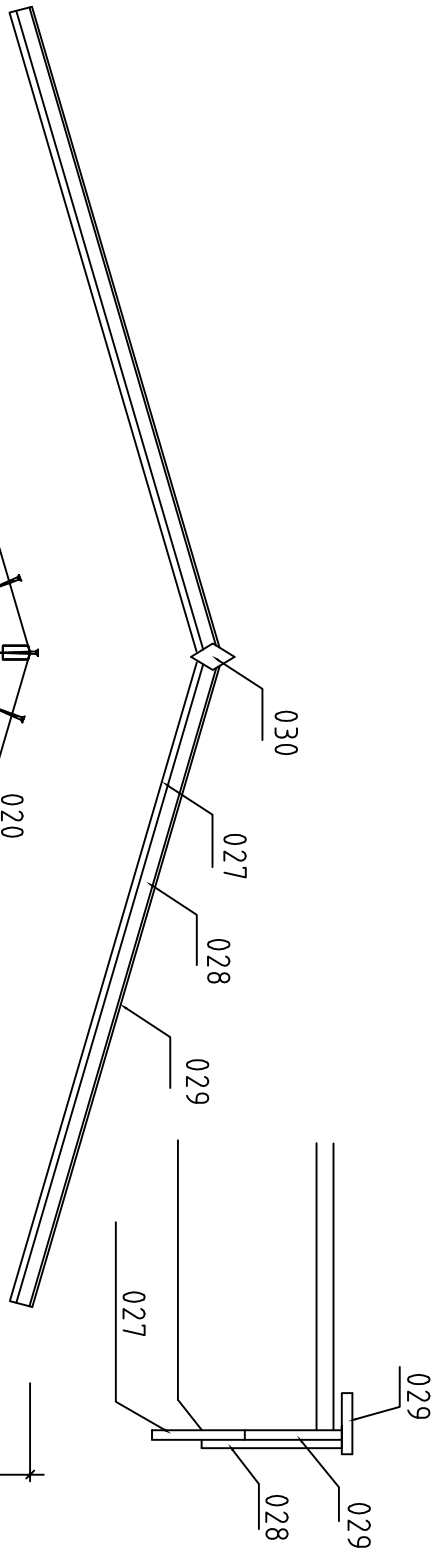


Juist 4x4+3/50

2

1

Wand C ↗



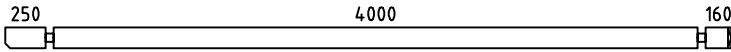
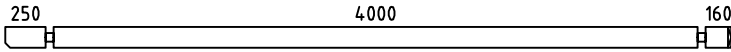
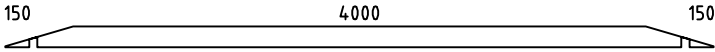
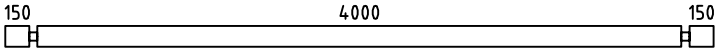
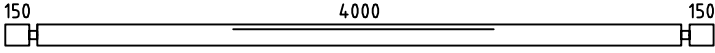
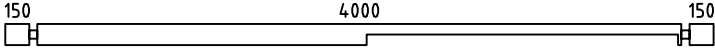
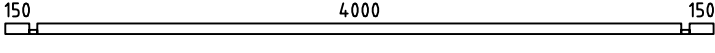
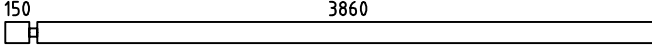


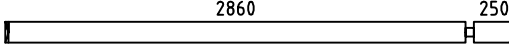
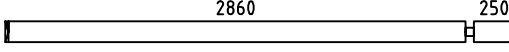

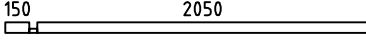
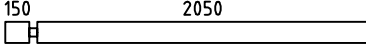
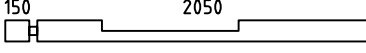
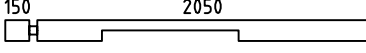

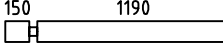
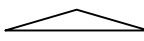
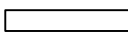


2

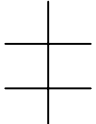

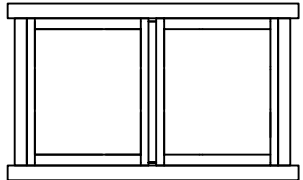
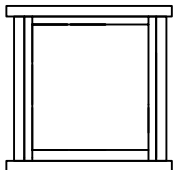
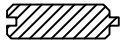


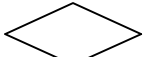




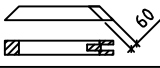
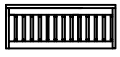


1

1885

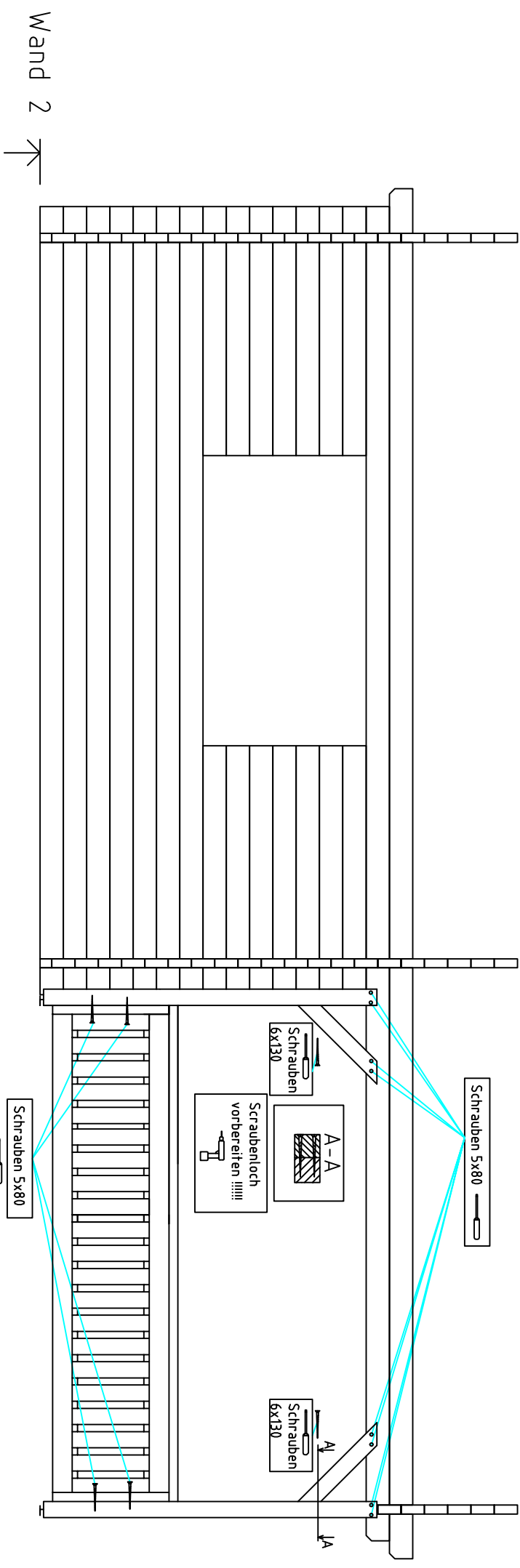
2665

Juist 4x4+3/50

Pos	Juist 4x4+3/50	ST	F (mm)	L (mm)
001		1	50x130	4510
002		1	50x130	4510
003		3	50x130	4400
004		35	50x130	4400
005	 Feder ab	1	50x130	4400
006		1	50x130	4400
007		1	50x65	4400
008		2	50x130	4060
009		3	50x130	3556
010		2	50x130	3410
011		1	50x130	3160
012		1	50x130	3160
013		3	50x130	2667
014		1	50x65	2250
015		7	50x130	2250
016		1	50x130	2250
017		1	50x130	2250
018		3	50x130	1778
019		14	50x130	1390
020		3	50x130	889
021		6	50x130	800
022		1	50x65	600
023		21	50x130	600

Pos	Juist 4x4+3/50	ST	F (mm)	L (mm)				
U155S	Tür 1550x2015 Deur Door Ristid anda kaasa  	1						
	<table border="1" data-bbox="790 168 1173 257"> <tr> <td>Iso</td> <td>1200x544= 2st.</td> </tr> <tr> <td></td> <td>kotike 1 kmpl.</td> </tr> </table>	Iso	1200x544= 2st.		kotike 1 kmpl.			
Iso	1200x544= 2st.							
	kotike 1 kmpl.							
F1	Fenster 1620x910 Raam Window  Ristid anda kaasa	1						
	<table border="1" data-bbox="790 604 1173 660"> <tr> <td>Iso</td> <td>629x657 2st.</td> </tr> </table>	Iso	629x657 2st.					
Iso	629x657 2st.							
F2	Fenster 850x910 Raam Window  Ristid anda kaasa	1R						
	<table border="1" data-bbox="702 851 1085 907"> <tr> <td>Iso</td> <td>629x657 1st.</td> </tr> </table>	Iso	629x657 1st.					
Iso	629x657 1st.							
026	Dachbrettern Dakplanken Roofboard's 	172	90x20	2490				
027	Giebelleiste Gevelanderlijst Frontlist 	4	120x20	2650				
028	Giebelleiste Gevelanderlijst Frontlist 	4	90x20	2650				
029	Giebelsegment Gevelsegment Frontsegment 	8	60x20	2650				
030	Dachpappenleiste Dakshingleslijst Fillet of cardboard 	12	40x20	2550				
032	Pfosten Kolom 	2	90x90	1820				
033	Column 	1	90x90	1880				
034		2	90x90	1820				
035	Träger 	6	90x90	655				
036	Barriere  18 lauda vahedega 50.5 (algab vahega)	2		2770				
037	12 lauda vahedega 53.5 (algab vahega)	1		1935				
038	Schrauben 	36	5,0x80					
039	Schrauben 	57	6,0x130					

Pos		Juist 4x4+3/50	ST	F (mm)	L (mm)
Sturmleiste		Sturmleisten	4	70x20	2050
		Bolzen spez.	4	M8x80	
		Torx Schrauben 3,5x50	4		
Fundament		Torx Schrauben 6x130	40		
Fußboden Dach		Torx Schrauben 3,5x50	1450		
		Torx Schrauben 4,2x55 (Terrassenschrauben)	300		
Montagematerial	Giebel Dachbalken Giebelbretter Dachpappenleiste Diagonalen u.s.w.	Torx Schrauben 6x130	70		
		Torx Schrauben 3,5x50	200		
		Torx Schrauben 5,0x80	50		



4050

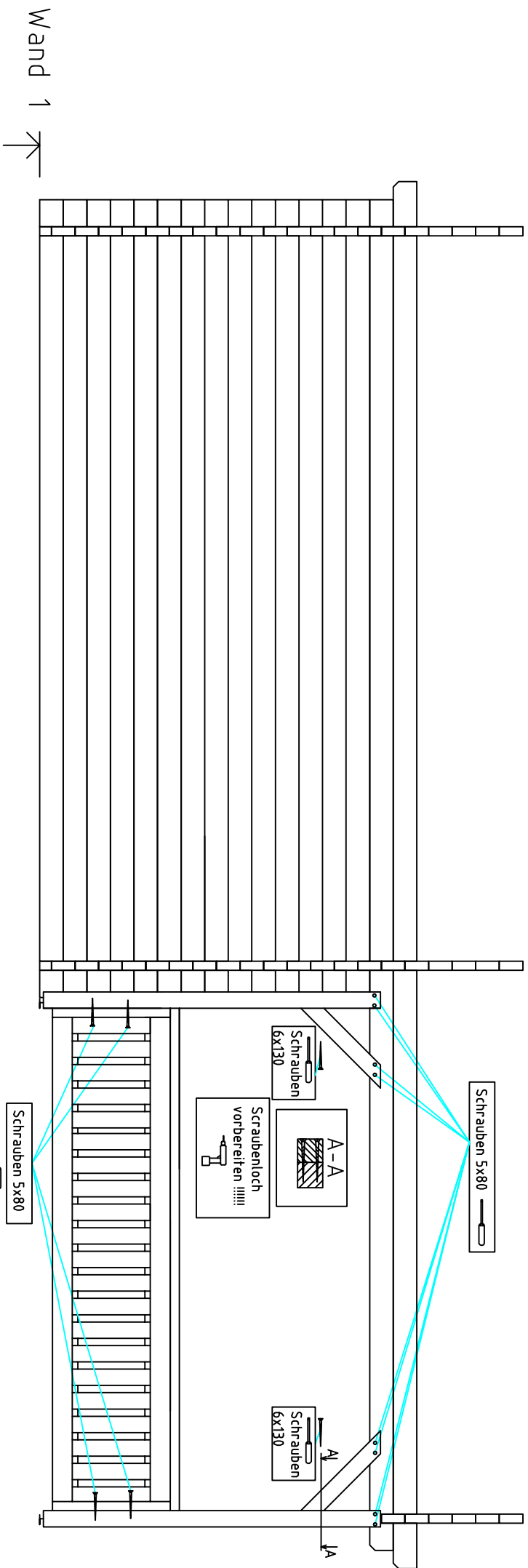
3050

A

B

C

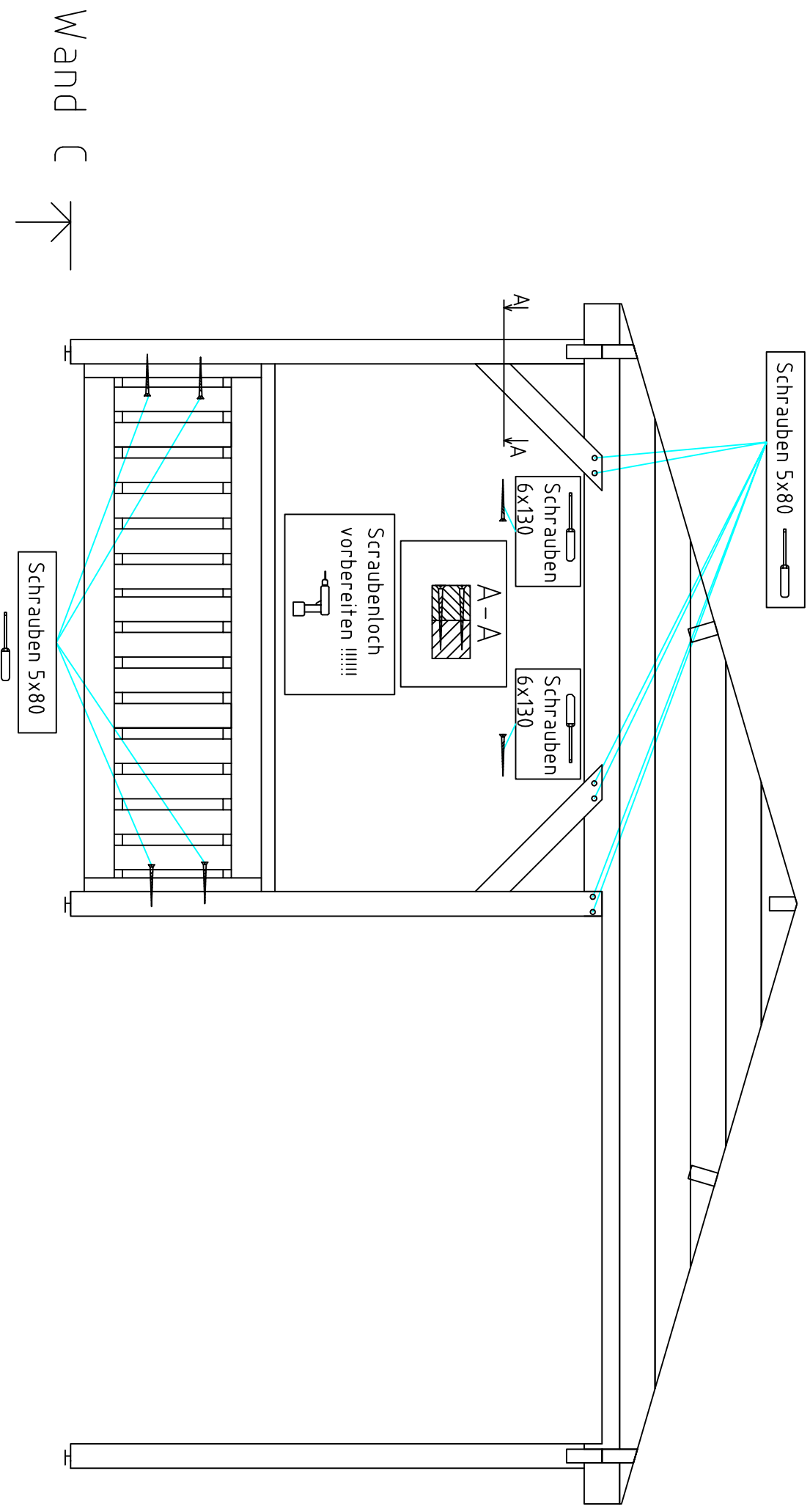
Juist 4x4+3/50



(A) Juist 4x4+3/50

(B)

(C)



2 **Juist 4x4+3/50**

Doppeltür

Beschlag:

Türklinen mit der Lasche = 1 Kmp.

Schraube 5x80mm = 4 St.

Schnepper mit Schlüssel = 1 Kmp.

Metallechen (zwei St.) Pos. 5,
befinden sich auf untere oder
obere Türflügelkante.

