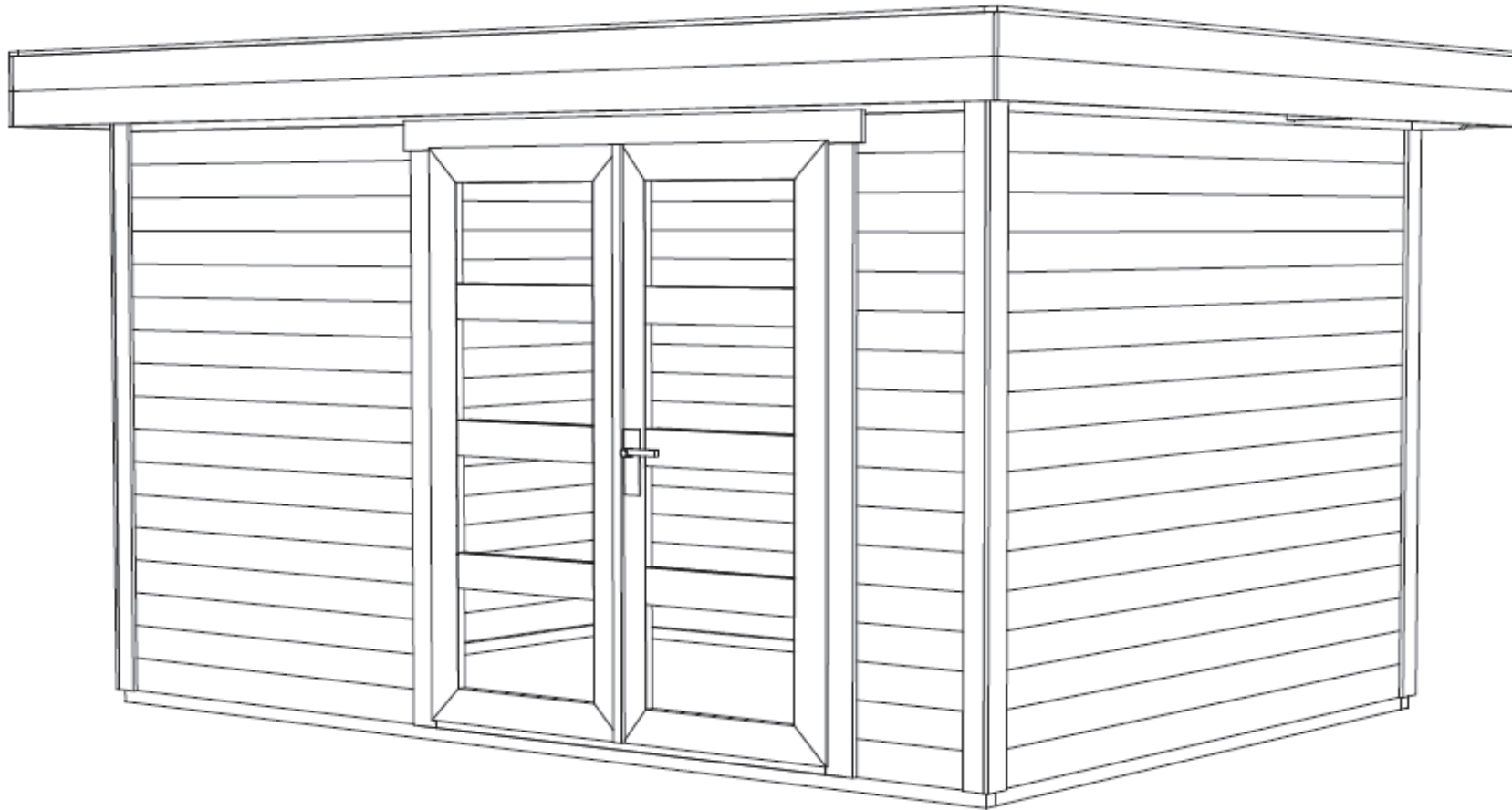


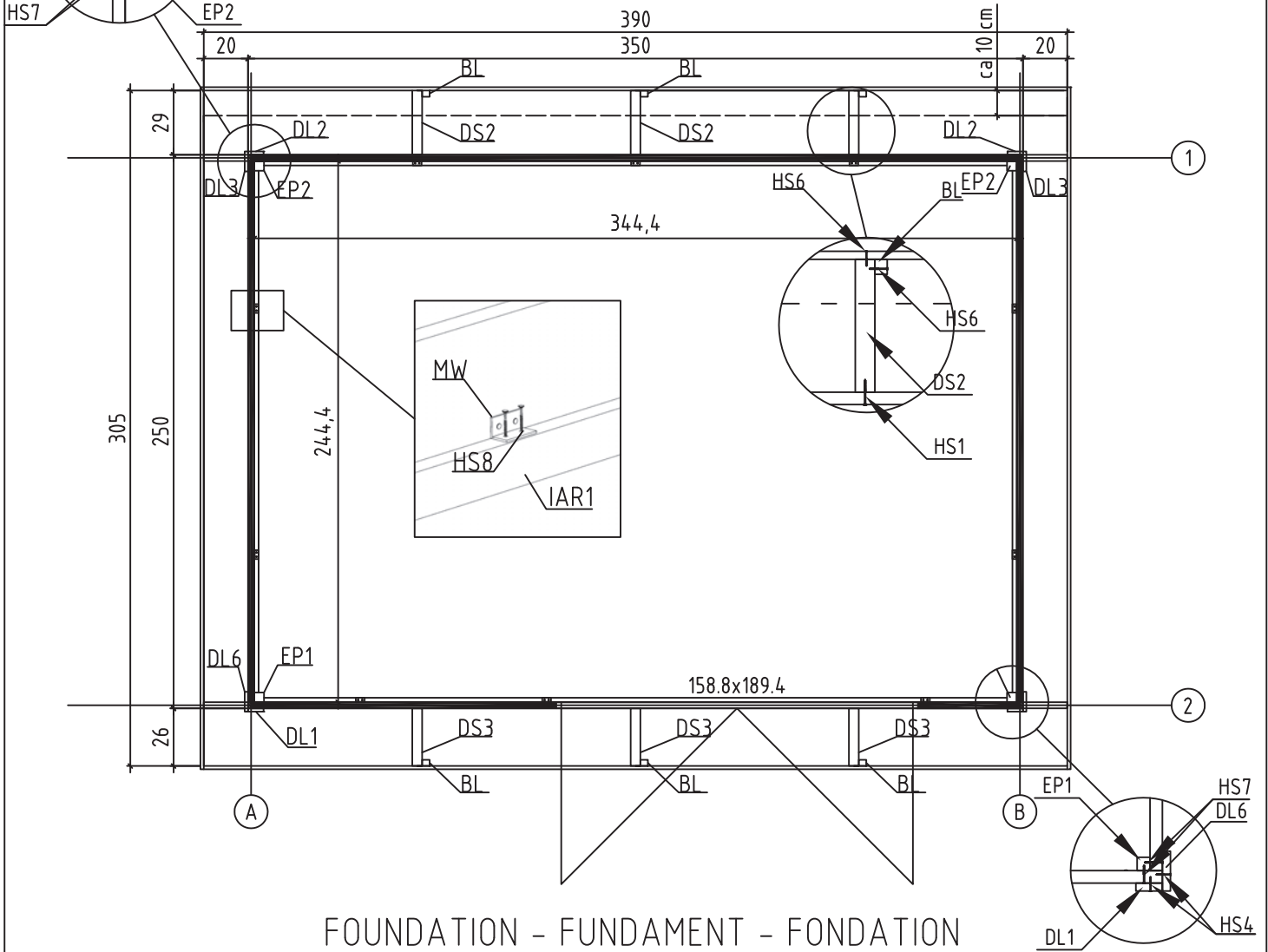
*Inka 2*  
*Art. Nr. 2821195*  
*1/8*



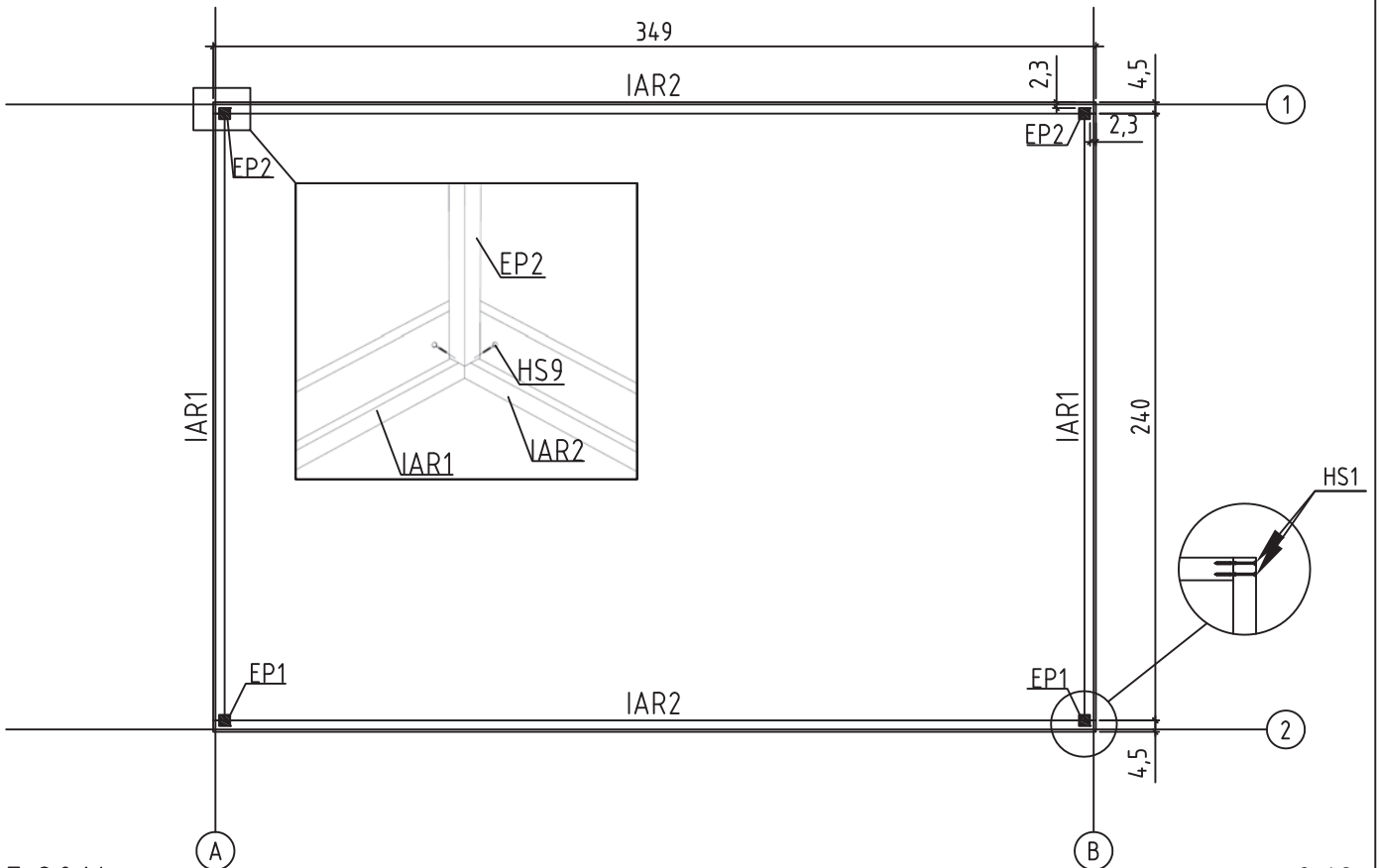
21.05.2014



Art.Nr. 2821195

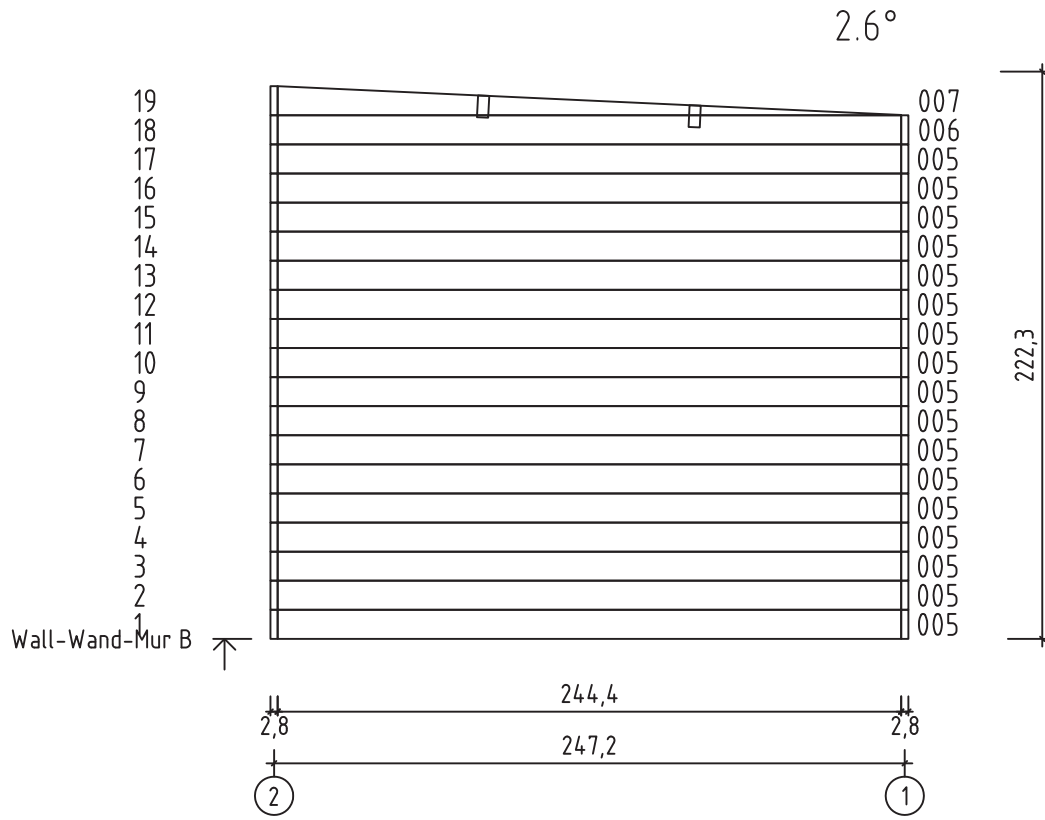
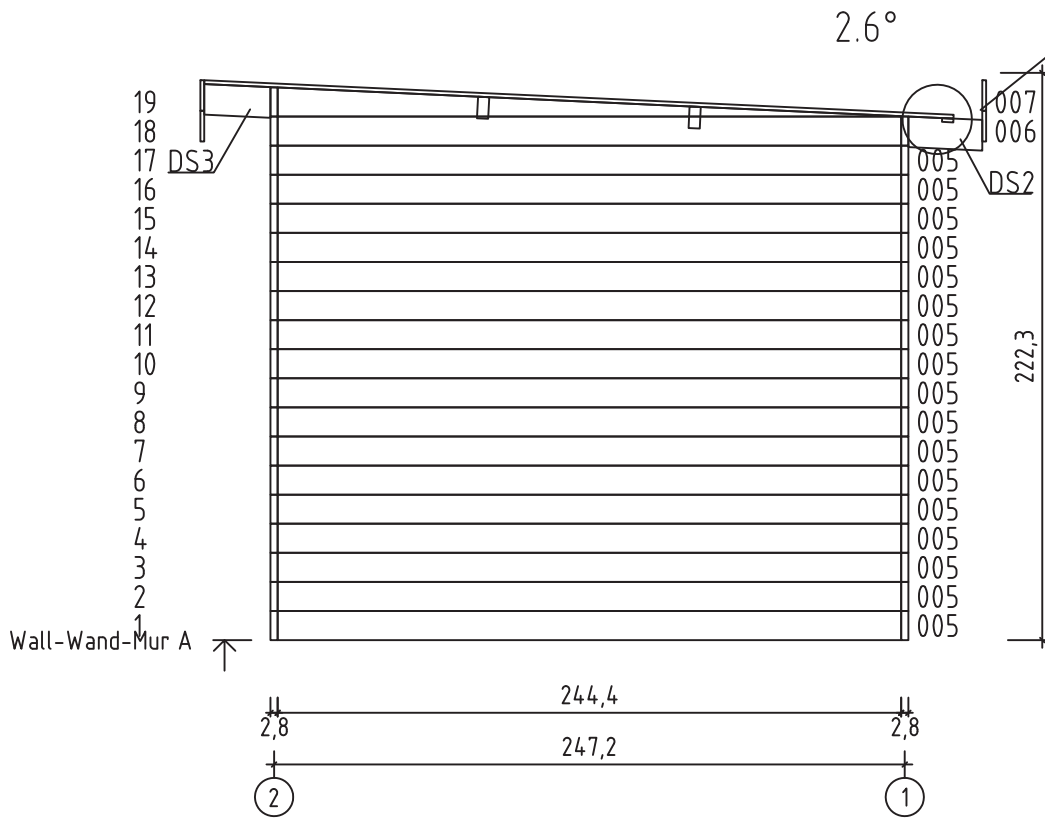
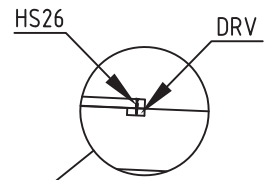
GROUNDPLAN - GRUNDPLAN - PLAN DE MASSE

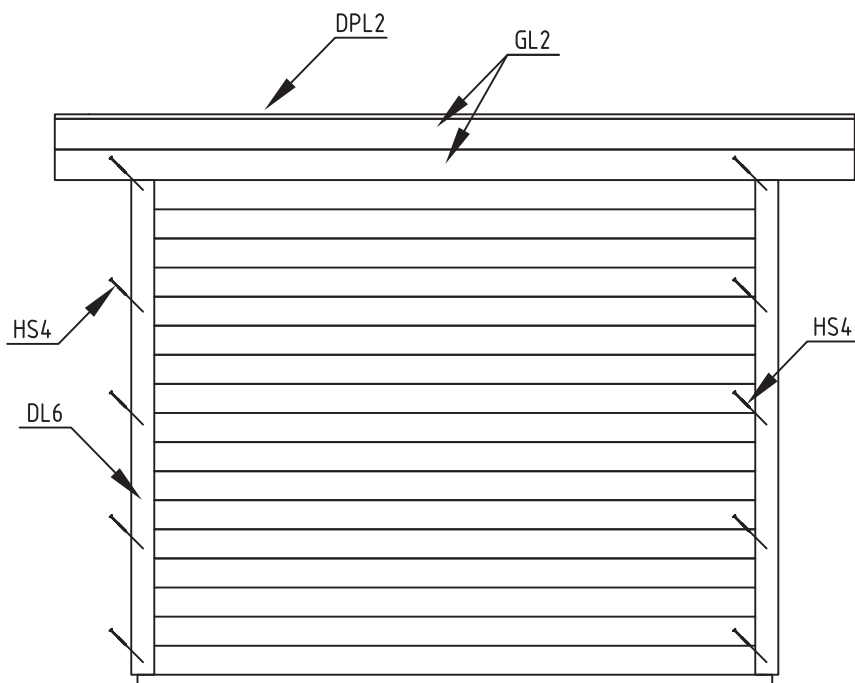
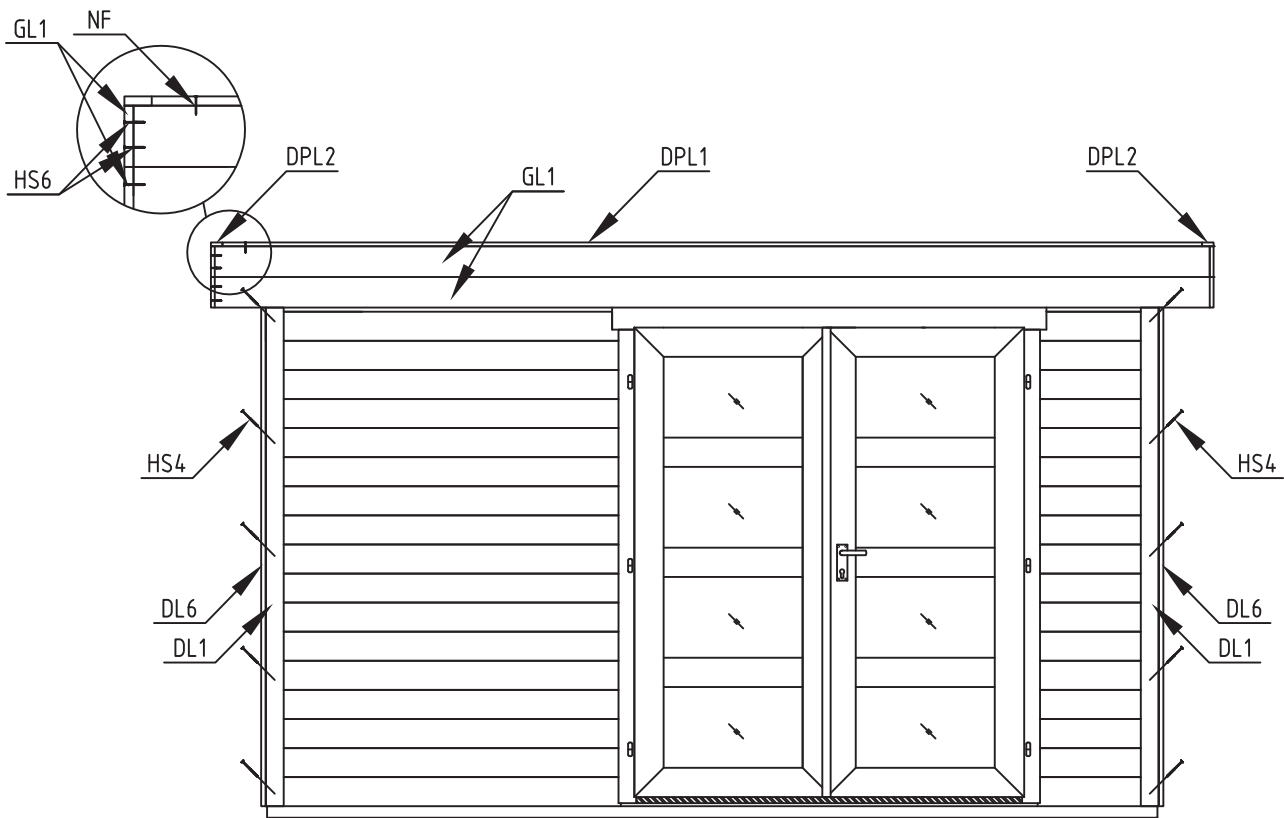







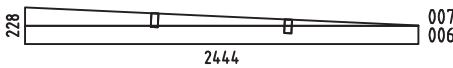
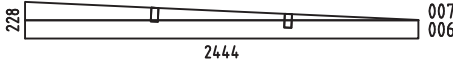






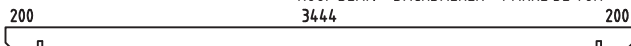











FOUNDATION - FUNDAMENT - FONDATION























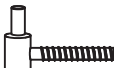

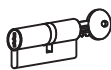


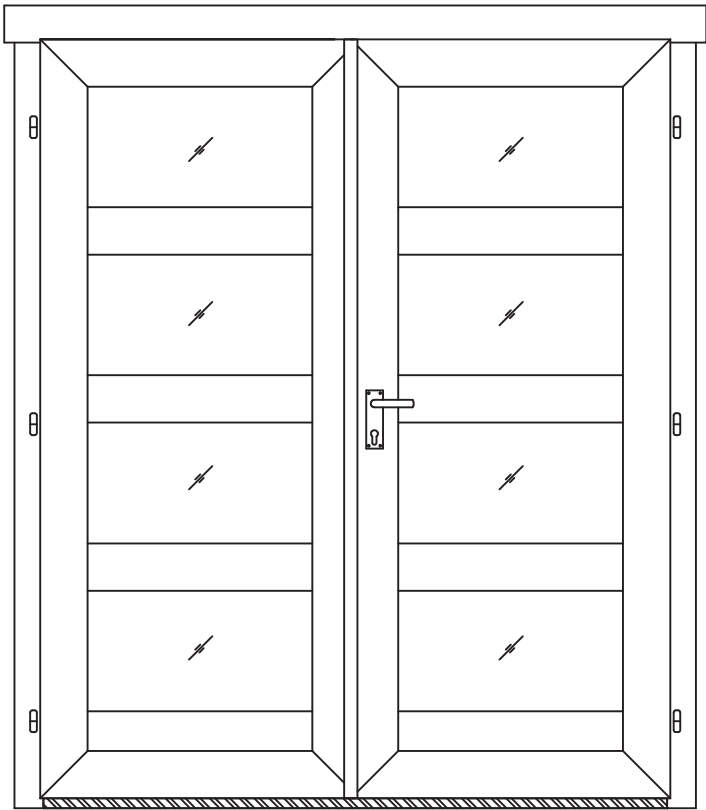






Pos	21.05.2014	Piece list - Stückliste - Liste des pièces Art.Nr. 2821195	6/8	Q.	P (mm)	L (mm)
001				18	28x114	3500
002				2	28x114	3900
003				17	28x114	1392
004				17	28x114	475
005				34	28x114	2444
WA-1				1		
WB-1				1		
IAR2		FOUNDATION - FUNDAMENT - FONDATION 		2	45x45	3490
IAR1		FOUNDATION - FUNDAMENT - FONDATION 		2	45x45	2400
GL1		GABLE MOULDINGS - GIEBELLEISTEN - PLANCHE DE RIVES 		4	15x120	3900
GL2		GABLE MOULDINGS - GIEBELLEISTEN - PLANCHE DE RIVES 		4	15x120	3080
DPL1		ROOFING FELT FILLET - DACHPAPPENLEISTE - BAGUETTE DE FIXATION DU FEUTRE BITUMEUX 		1	45x15	3840
DPL2		ROOFING FELT FILLET - DACHPAPPENLEISTE - BAGUETTE DE FIXATION DU FEUTRE BITUMEUX 		2	45x15	3080
A.PR21		ROOF BEAM - DACHBALKEN - PANNE DE TOIT 		2	44x140	3900
DB		ROOF BOARDS - DACHBRETTER - VOLIGES 		44	90x15	2940
FT		FILLET - LEISTE - LATTES 		1	12x22	1588
DL2		CORNER FILLET - DECKLEISTE - PROFILS DE FINITION ANGLES A L'EXTERIEUR 		2	15x70	2052
DL1		CORNER FILLET - DECKLEISTE - PROFILS DE FINITION ANGLES A L'EXTERIEUR 		2	15x70	2166
DL3		CORNER FILLET - DECKLEISTE - PROFILS DE FINITION ANGLES A L'EXTERIEUR 		2	15x90	1938
DL6		CORNER FILLET - DECKLEISTE - PROFILS DE FINITION ANGLES A L'EXTERIEUR 		2	15x90	2052
EP2		CORNER STUD - ECKPFOSTEN - POTEAUX POUR PREAU 		2	44x44	2050
EP1		CORNER STUD - ECKPFOSTEN - POTEAUX POUR PREAU 		2	44x44	2150
DRV		ROOF EDGE REINFORCEMENT - DACHRANDVERSTÄRKUNG - CORNIERE DE RENFORT DE BORD DE TOIT 		4	15x45	942
TL1		FIXING FILLET - FIXIRUNGSLEISTE - PROFIL DE FIXATION 		2	18x28	1910
DS3		DISTANCE SPACERS FOR GABLE MOULDING - DACHSTÜZEN - SUPPORTS EXTENSION TOITURE 		3	44x120	270

Pos	21.05.2014	Piece list - Stückliste - Liste des pièces Art.Nr. 2821195	7/8	Q.	P (mm)	L (mm)
DS2		DISTANCE SPACERS FOR GABLE MOULDING - DACHSTÜZEN - SUPPORTS EXTENSION TOITURE		3	44x120	300
BL		FIXING SLAT FOR DISTANCE SPACERS - BEFESTIGUNGSLEISTE - RENFORTS PLANCHES DE RIVES		6	28x34	220
HS8		SCREW FOR METAL CORNER - HOLZSCHRAUBE FÜR METALLWINKEL - VIS POUR COIN EN MÉTAL		40	3.5x20	
		SCREW FOR FIXING FILLET - SCHRAUBEN FÜR FIXIRUNGSLEISTE - VIS POUR PROFIL DE FIXATION		5	3x30	
HS26		SCREW FOR ROOF EDGE REINFORCEMENT - SCHRAUBEN FÜR DACHRANDVERSTÄRKUNG - VIS POUR RENFORT DE BORD DE TOIT		12	3x30	
		SCREW FOR DOOR FILLET - SCHRAUBE ZUR BEFESTIGUNG TÜRLEISTE - VIS D'ASSEMBLAGE DU CADRE DE PORTE		5	3x30	
HS4		SCREW FOR CORNER FILLET - SCHRAUBE FÜR DECKLEISTE - VIS POUR PROFILS DE FINITION ANGLES A L'EXTERIEUR		56	3x35	
HS6		SCREW FOR GABLE MOULDINGS - SCHRAUBEN FÜR GIEBELLEISTEN - VIS DE FIXATION POUR PLANCHE DE RIVES		72	4x40	
HS2		SCREW FOR FIXING FILLET OF DOOR - SCHRAUBEN FÜR FIXIRUNGSLEISTE - VIS POUR PROFIL DE FIXATION DES PORTES		34	4x40	
HS6		SCREW FOR DISTANCE SPACER FIXING SLAT - SCHRAUBEN FÜR BEFESTIGUNGS LEISTE - VIS DE FIXATION RENFORTS PLANCHES DE RIVES		12	4x40	
HS9		SCREW FOR POST - SCHRAUBEN FÜR PFOSTEN - VIS DE FIXATION DES POTEAUX		8	4x60	
HS7		SCREW FOR WALL DETAILS - SCHRAUBE FÜR WAND -VIS POUR MUR		314	4x60	
		SCREW FOR ROOF BEAMS - SCHRAUBEN FÜR DACHBALKEN - VIS POUR PANNE DE TOIT		8	5x120	
HS1		SCREW FOR FUNDAMENT - SCHRAUBEN ZUR BEFISTIGUNG FUNDAMENT - VIS POUR FONDATION		8	5x90	
		SCREW FOR DOOR JAMB - SCHRAUBE FÜR TÜRRAHMEN - VIS DE FIXATION POUR MONTANT DE PORTE		4	5x90	
HS1		SCREW FOR DISTANCE SPACERS FOR GABLE MOULDING - SCHRAUBE FÜR DACHSTÜZEN - VIS POUR SUPPORTS EXTENSION TOITURE		12	5x90	
		HAMMER BLOCK - SCHLAGHOLZ - CALLE DE FRAPPE		1		
		SCREW FOR DOORSTEP - SCHRAUBEN FÜR TÜRSCHWELLE - VIS DE FIXATION DU SEUIL DE PORTE		3	4.5x65	
NF		ZN NAIL FOR ROOFING FELT FILLET - ZN NÄGEL FÜR DACHPAPPENLEISTE - POINTE POUR BAGUETTE FIXATION FEUTRE BITUMEUX		22	2x40	
		METAL CORNER - METALLWINKEL - CORNIERE EN MÉTAL		10		
		ZN NAIL FOR ROOF - ZN NÄGEL FÜR DACHBRETTER - POINTE POUR TOIT		186	2x50	
		SET OF DOOR LOCK COVERS - SCHLOSSBLENDEN - SET DE GARNITURES DE SERRURE DE PORTE		1		
		MALE BOLT HINGE FOR DOOR - TÜRRIEGEL - PARTIE MALE DE CHARNIERE DE PORTE		6		
		DOOR HANDLE FITTINGS-TÜRGRIF - SET DE GARNITURES DE SERRURE DE PORTE		1		
		CYLINDER LOCK -ZYLINDERSCHLOSS - CYLINDRE DE SERRURE		1		

Pos	21.05.2014	Piece list - Stückliste - Liste des pièces Art.Nr. 2821195	8/8	Q.	P (mm)	L (mm)
DT	DOOR - TÜR - PORTE 1588x1894	TUK.4.020.SVP.MMb	SGC	1		
 <p>The drawing shows a technical view of a double door assembly. It consists of two doors meeting at a central vertical hinge. The right door is equipped with a handle and a lock mechanism. The interior of the doors is divided into several horizontal panels, each containing a diagonal slash symbol. The drawing is enclosed in a rectangular frame with a hatched base, indicating it is a floor-mounted door.</p>						