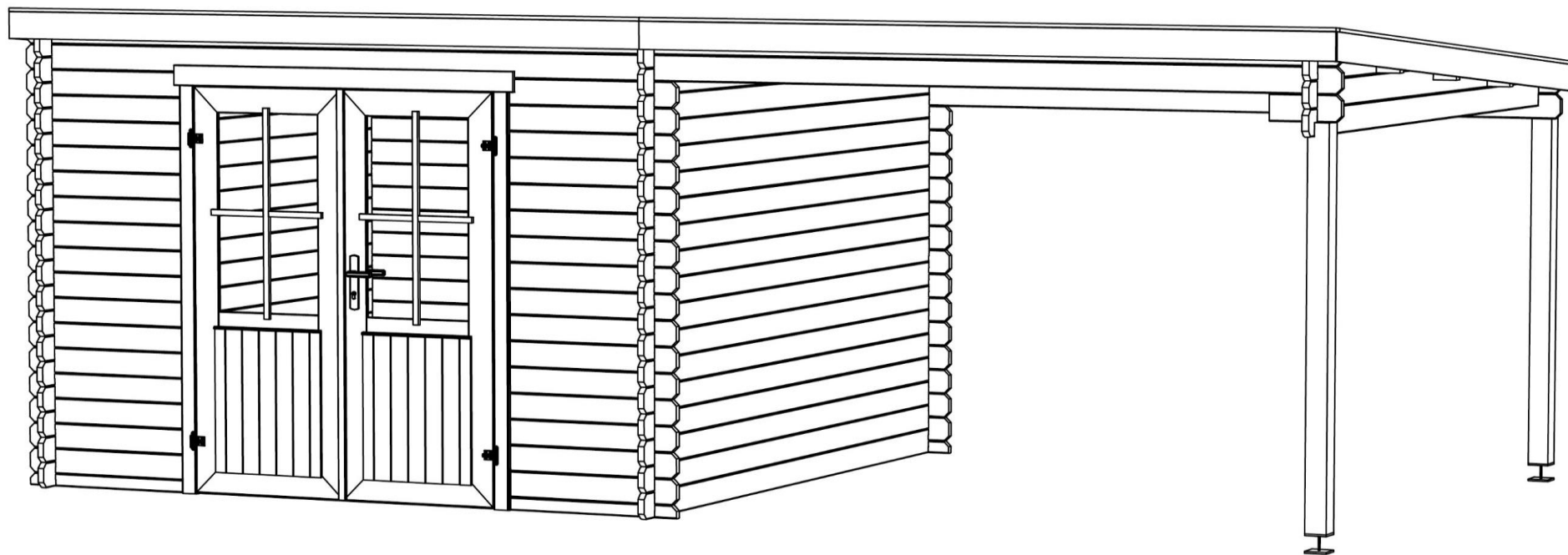
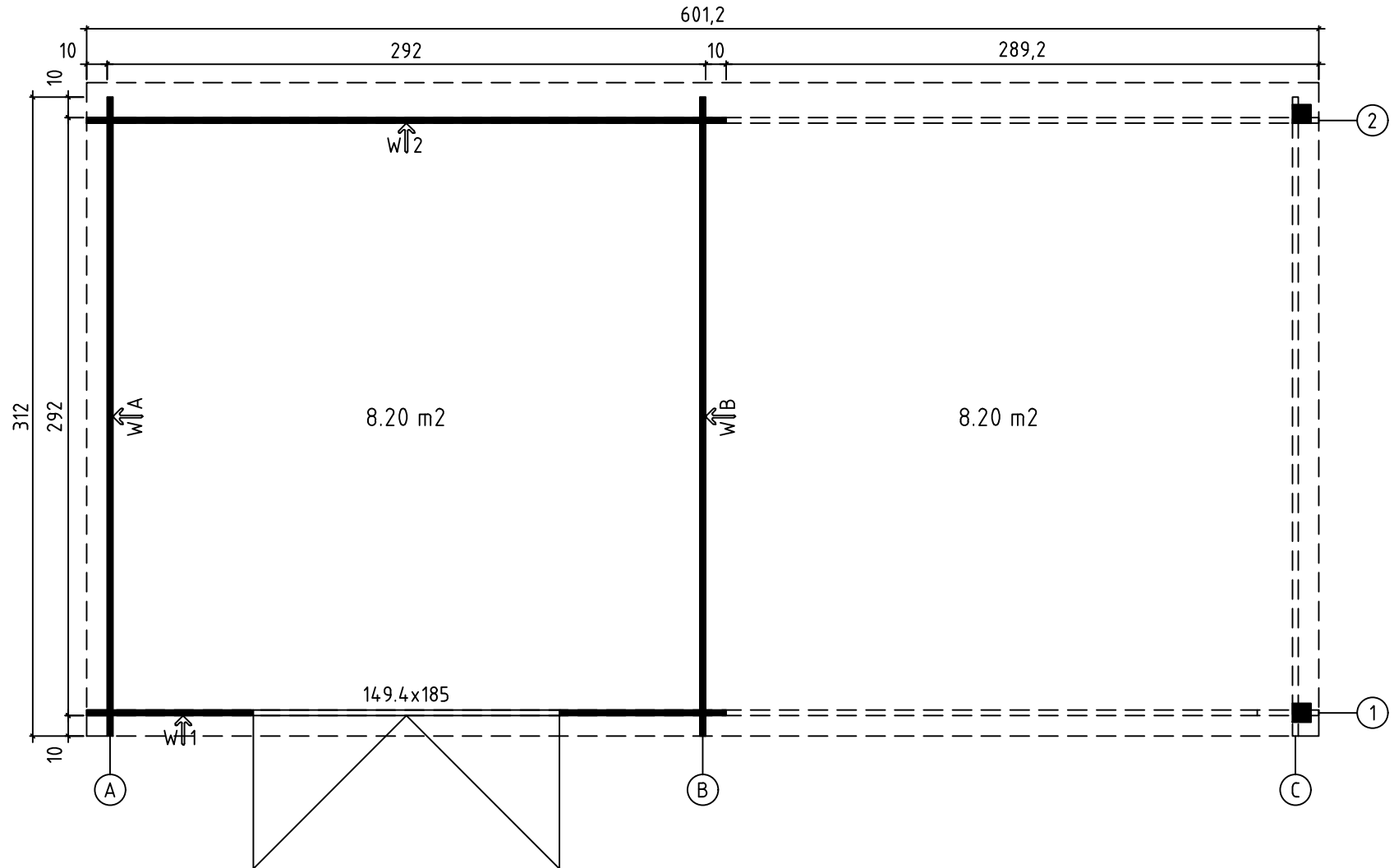


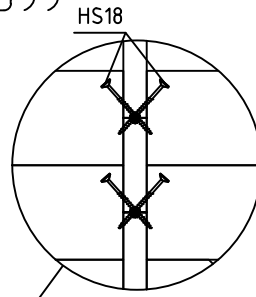
Lennox
Art. Nr. 2824599
1/7



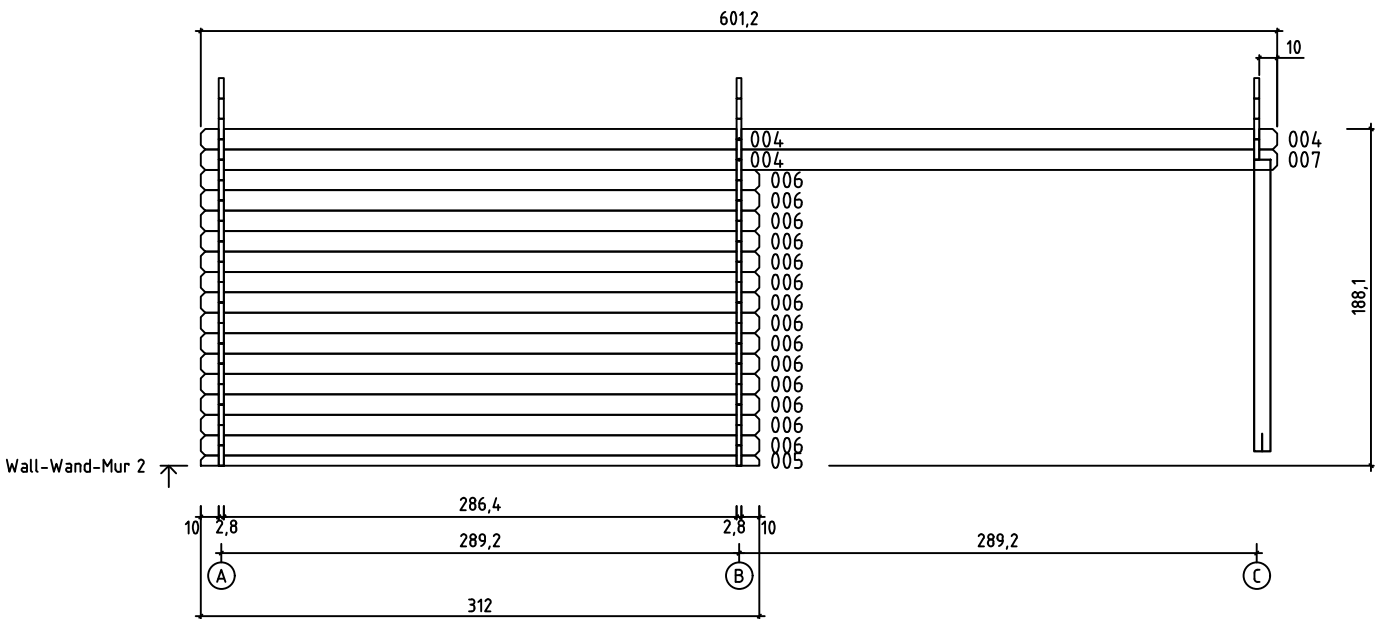
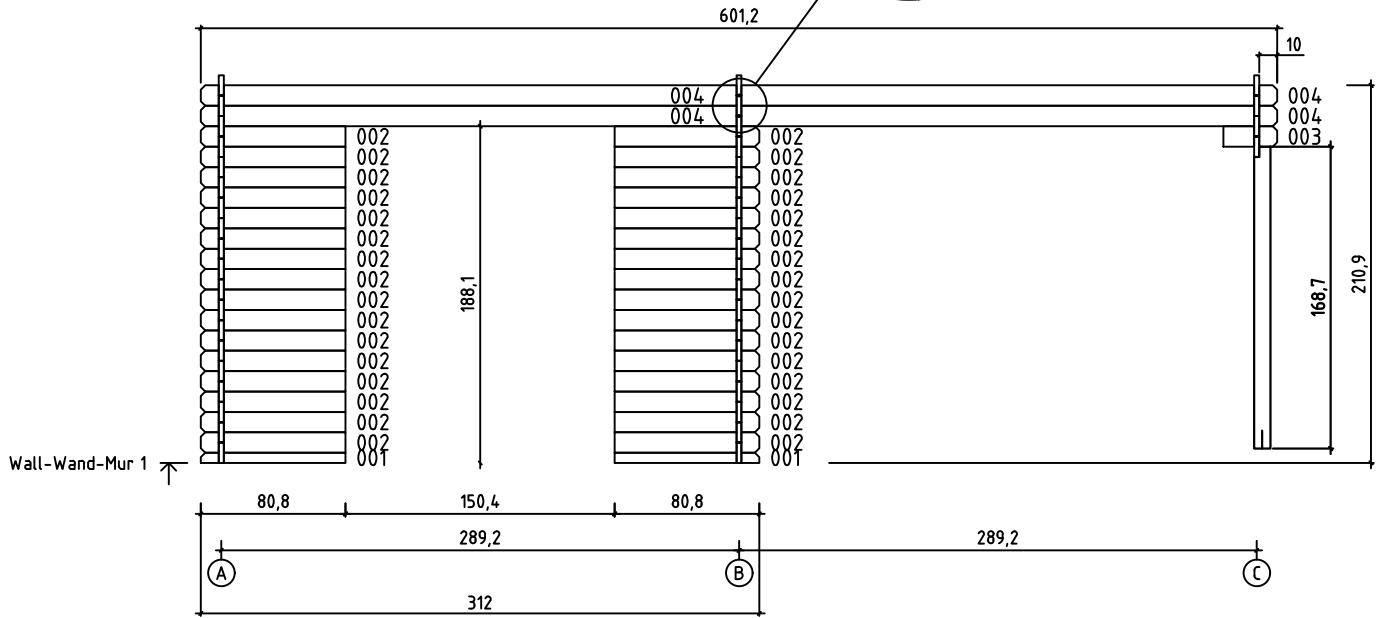
Art. Nr. 2824599

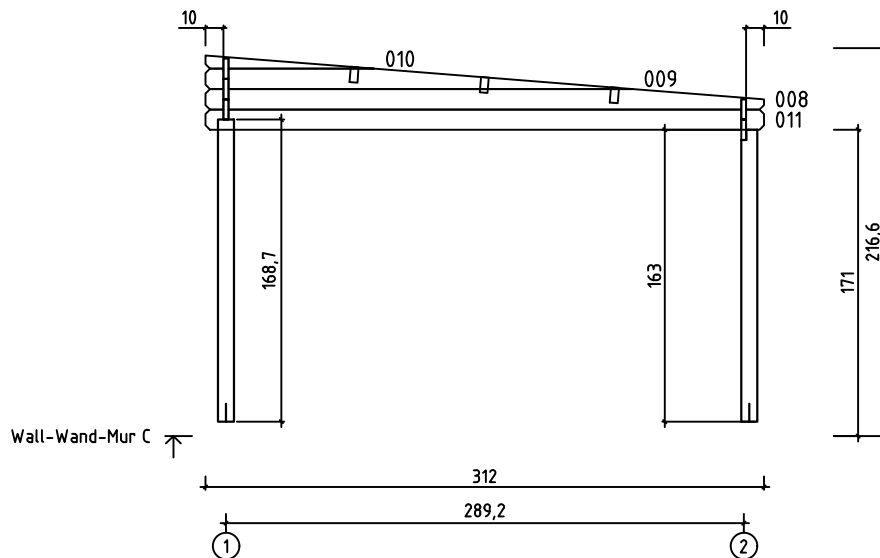
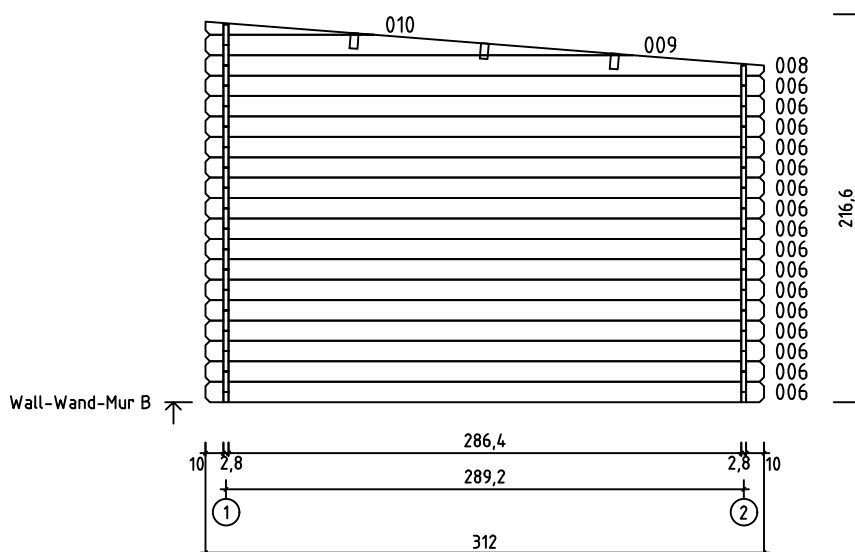
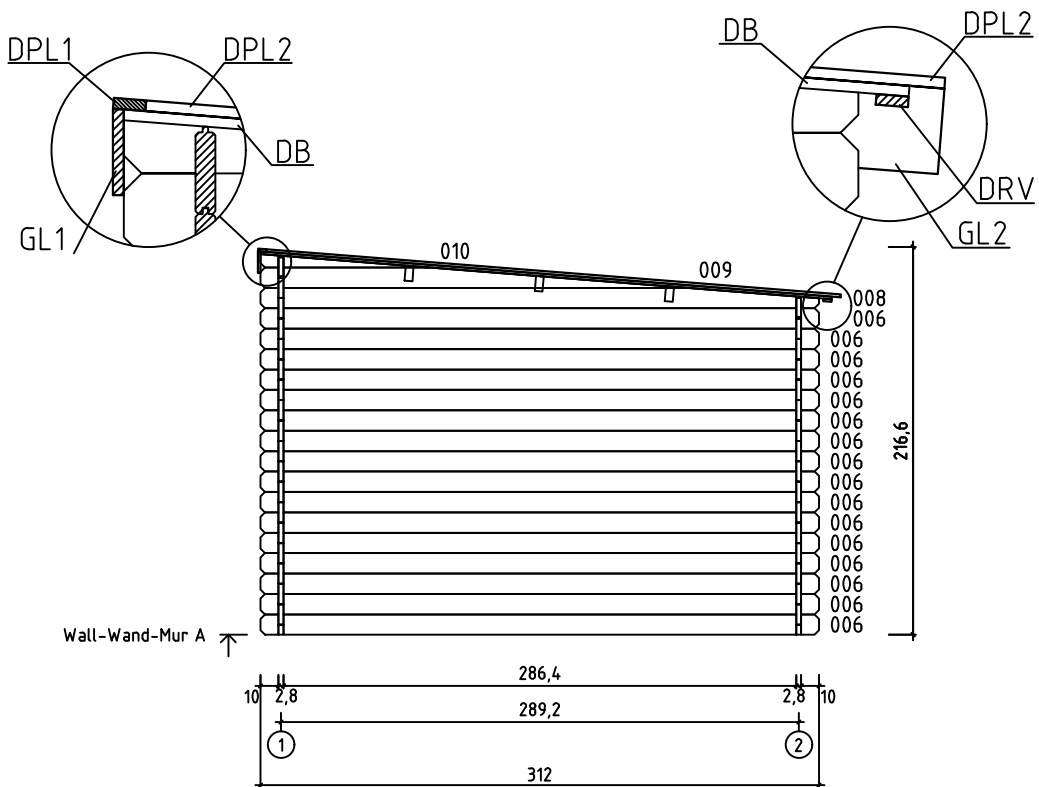
GROUNDPLAN - GRUNDPLAN - PLAN DE MASSE

















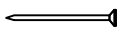



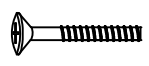
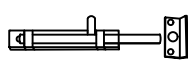



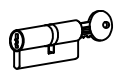
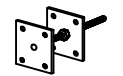


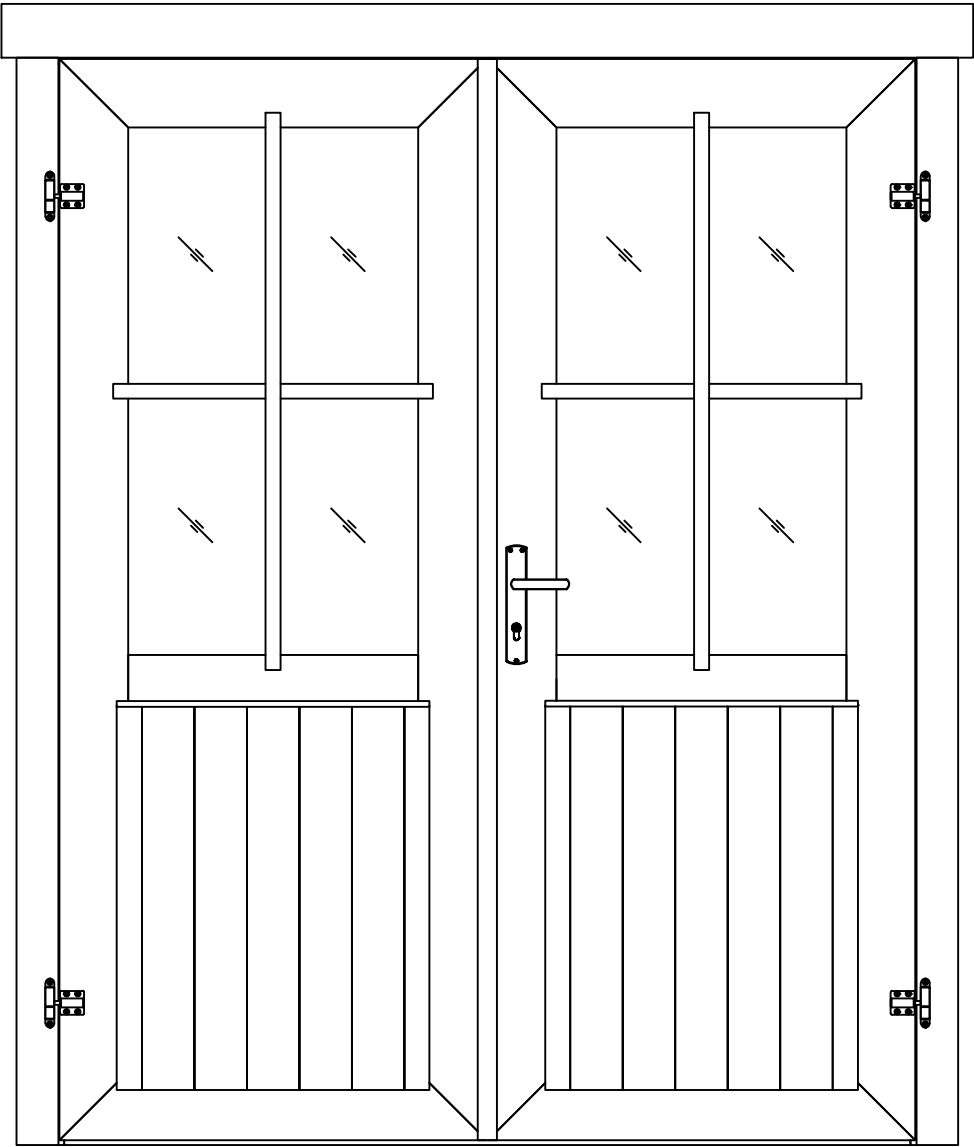
V





Pos	21.10.2016	Piece list - Stückliste - Liste des pièces Art. Nr. 2824599	5/7	Q	P (mm)	L (mm)
001				2	28x57	808
002				32	28x114	808
003				1	28x114	300
004				7	28x114	3006
005				1	28x57	3120
006				46	28x114	3120
007				1	28x114	3006
011				1	28x114	3120
WA-1				1		
WB-1				1		
WC-1				1		
A-PR1		ROOF BEAM - DACHBALKEN - PANNE DE TOIT		6	44x120	3006
	ROOF BOARDS - DACHBRETTER - VOLIGES			67	90x15	3200
	ROOFING FELT FILLET - DACHPAPPENLEISTE - BAGUETTE DE FIXATION DU FEUTRE BITUMEUX			2	15x45	3021
	ROOFING FELT FILLET - DACHPAPPENLEISTE - BAGUETTE DE FIXATION DU FEUTRE BITUMEUX			2	15x45	3220
DPP-1	ROOFING FELT (STRIP) - DACHPAPPE (BAHNEN) - FEUTRE BITUMEUX (BANDE)			4		6112
	POST - PFOSTEN - POTEAU			1	90x90	1630
	POST - PFOSTEN - POTEAU			1	90x90	1687
DRV-1	ROOF EDGE REINFORCEMENT - DACHRANDVERSTÄRKUNG - CORNIERE DE RENFORT DE BORD DE TOIT			2	15x45	3006
KFS-1	STORM PROTECTION - STURMLEISTE - LATTE ANTI-TEMPETE			5	22x45	2050
	GABLE MOULDING - GIEBELLEISTE - PLANCHE DE RIVE			2	15x120	3021
	GABLE MOULDING - GIEBELLEISTE - PLANCHE DE RIVE			2	15x120	3250
HS1	SCREW FOR GEORGIAN BARS - SCHRAUBE FÜR SPROSSEN - VIS DE BARRES GEORGIENNE			8	2.5x20	
HS9	SCREW FOR FIXING DOOR TO THE WALL - SCHRAUBE ZUR BEFESTIGUNG TUR - ZARGE MIT WAND - VIS DE FIXATION PARTIE BASSE DORMANTS DE PORTE AU 1ER RANG DE MADRIER			2	3.5x50	
HS9	SCREW FOR GABLE MOULDING - SCHRAUBEN FÜR GIEBELLEISTE - VIS POUR FIXATION PLANCHE DE RIVE			34	3.5x50	

Pos	21.10.2016	Piece list - Stückliste - Liste des pièces Art. Nr. 2824599	6/7	Q	P (mm)	L (mm)
HS4		SCREW FOR DOORSTEP - SCHRAUBEN FÜR SWELLE - VIS POUR FIXATION BARRE DE SEUIL		3	3x30	
HS4		SCREW FOR ROOF EDGE REINFORCEMENT - SCHRAUBEN FÜR DACHRANDVERSTÄRKUNG - VIS POUR FIXATION CORNIERE RENFORT DE BORD DE TOIT		14	3x30	
HS4		SCREW FOR DOOR FILLET - SCHRAUBE ZUR BEFESTIGUNG TÜRLEISTE - VIS POUR FIXATION BAGUETTE D'ARRET DE PORTE		5	3x30	
HS14		SCREW FOR POST - SCHRAUBEN FÜR PFOSTEN - VIS DE FIXATION DES POTEAUX		4	4.5x80	
HS11		SCREW FOR FIXING BOLT HINGE - SCHRAUBE FÜR TÜRRIEDEL - VIS POUR FIXATION GONDS DE PORTE - POUR OUVRANT		16	4x30	
HS12		SCREW FOR FIXING BOLT HINGE - SCHRAUBE FÜR TÜRRIEDEL - VIS POUR FIXATION GONDS DE PORTE - POUR OUVRANT		12	4x40	
HS13		SCREW FOR DOOR JAMB - SCHRAUBE FÜR TÜRRAHMEN - VIS DE FIXATION PARTIE HAUTE AVEC MONTANTS DU CADRE DE PORTE		2	4x60	
HS18		SCREW FOR ROOF BEAMS - SCHRAUBEN FÜR DACHBALKEN - VIS POUR FIXATION PANNES DE TOIT		20	5x120	
HS18		SCREW FOR WALL DETAILS - SCHRAUBE FÜR WAND DETAILS - VIS POUR MUR DETAILS		8	5x120	
HS16		SCREW FOR DOOR JAMB - SCHRAUBE FÜR TÜRRAHMEN - VIS DE FIXATION PARTIE HAUTE AVEC MONTANTS DU CADRE DE PORTE		2	5x90	
HS20		SCREW FOR POST HEIGHT ADJUSTMENT - SCHRAUBEN FÜR REGULIERUNGSSCHRAUBE FÜR PFOSTEN - VIS DE FIXATION DE SUPPORT RÉGLABLE DE POTEAU		16	6x50	
SH28		HAMMER BLOCK - SCHLAGHOLZ - CALLE DE FRAPPE		1		
SFS		NUT FOR STORM PROTECTION - SCHRAUBENMUTTER FÜR STURMLEISTE - ECROU POUR LATTE ANTI-TEMPETE		10	D6	
SFS		NUT FOR POST HEIGHT ADJUSTMENT - MUTTER FÜR REGULIERUNGSSCHRAUBE - ECROU POUR SUPPORT RÉGLABLE DE POTEAU		2	D16	
NF4		ZN NAIL FOR ROOF - ZN NÄGEL FÜR DACHBRETTER - POINTE POUR FIXATION VOLIGES DE TOIT		348	2x50	
NF5		ZN NAIL FOR ROOFING FELT FILLET - ZN NÄGEL FÜR DACHPAPPENLEISTE - POINTE POUR BAGUETTE DE FIXATION FEUTRE BITUMEUX		30	2x40	
NF6		ROOFING NAILS FOR ROOFING FELT - NÄGEL FÜR DACHPAPPE - POINTE POUR FIXATION FEUTRE BITUMEUX		210	2.8x15	
		MALE BOLT HINGE FOR DOOR - TÜRRIEDEL - PARTIE MALE DE PAUMELLE DE PORTE		4		
BFS		BOLT FOR STORM PROTECTION - BOLZEN FÜR STURMLEISTE - BOULON POUR LATTE ANTI-TEMPETE		10	6x60	
TL		LATCH BOLT FOR DOUBLE DOOR - TORRIEDEL - LOQUET POUR DOUBLE PORTE		2		90
DFS		WASHER FOR STORM PROTECTION - DICHTSCHEIBE FÜR STURMLEISTE - RONDELLE POUR LATTE ANTI-TEMPETE		10	D6	
TL4		DOOR HANDLE FITTINGS - TÜRGRIF - POIGNEE DE PORTE		1		
TL5		SET OF DOOR LOCK COVERS - SCHLOSSBLENDEN - SET DE GARNITURES DE PORTE		1		
		CYLINDER LOCK - ZYLINDERSCHLOSS - BARILLET DE PORTE		1	30x30	
		POST HEIGHT ADJUSTMENT - REGULIERUNGSSCHRAUBE FÜR PFOSTEN - SUPPORT RÉGLABLE DE POTEAU		2	D16	

Pos	21.10.2016	Piece list - Stückliste - Liste des pièces Art. Nr. 2824599	7/7	Q	P (mm)	L (mm)
	DOOR - TÜR - PORTE 1494x1850	TUK.2.044.SVP.MX28 SGA+28	1			
 <p>The drawing shows a double door assembly. Each door has a glass panel with a grid pattern. The top part of the glass is divided into four quadrants by a vertical and a horizontal bar. The bottom part of the glass is divided into four vertical strips. The doors are mounted on a frame with hinges on the left and right sides. A handle is located on the right door. The drawing is a line drawing with no shading.</p>						