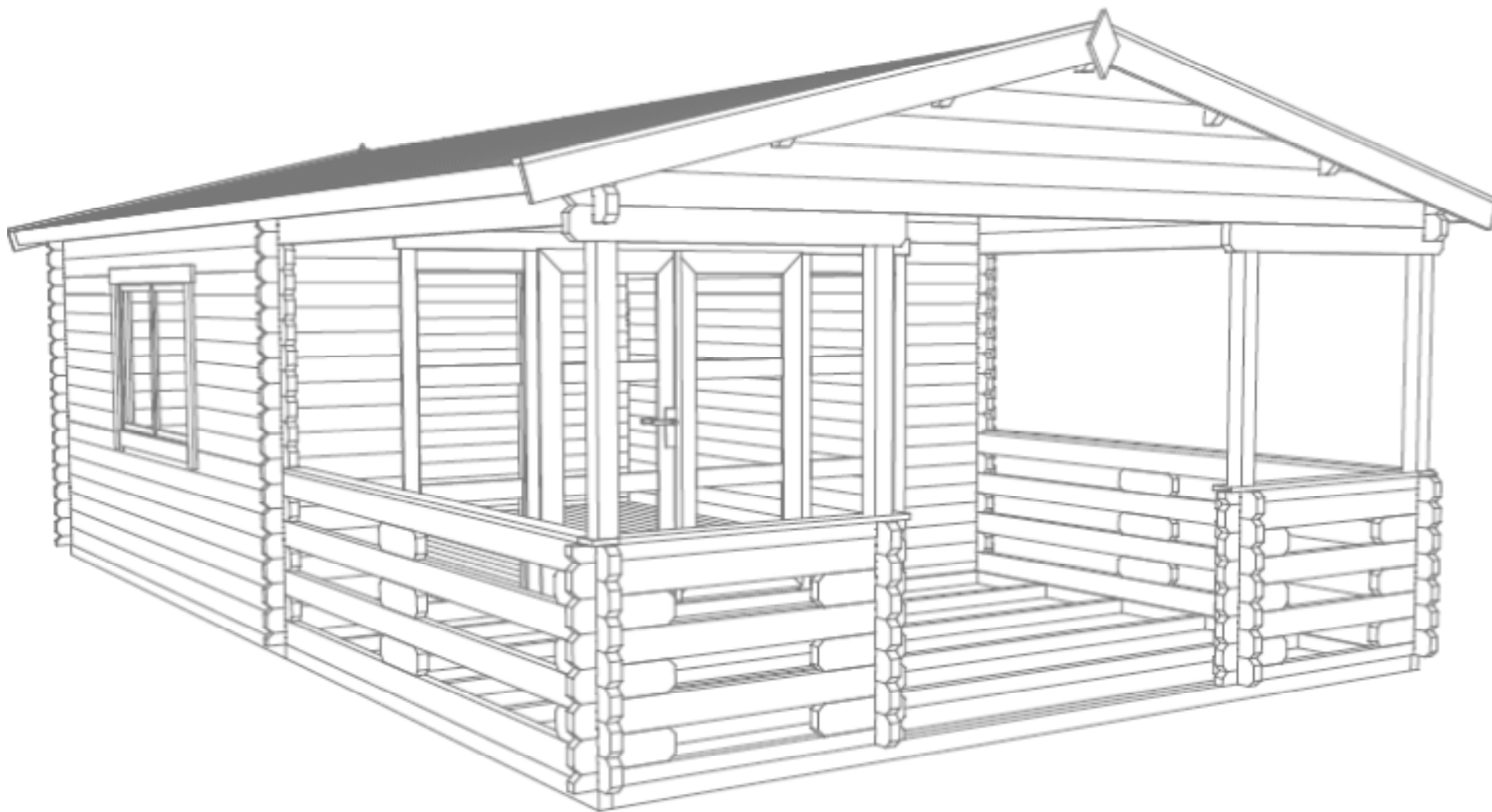
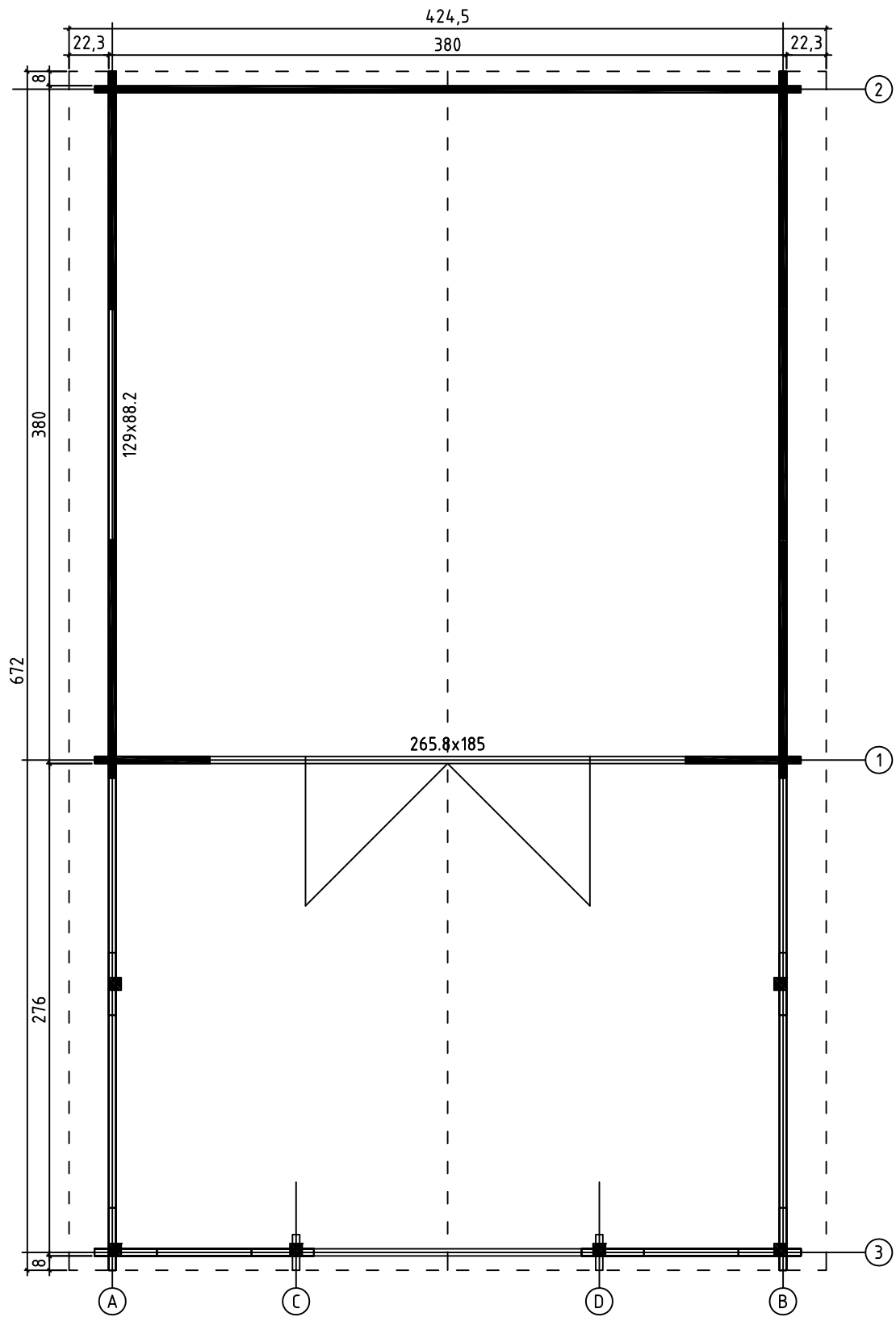


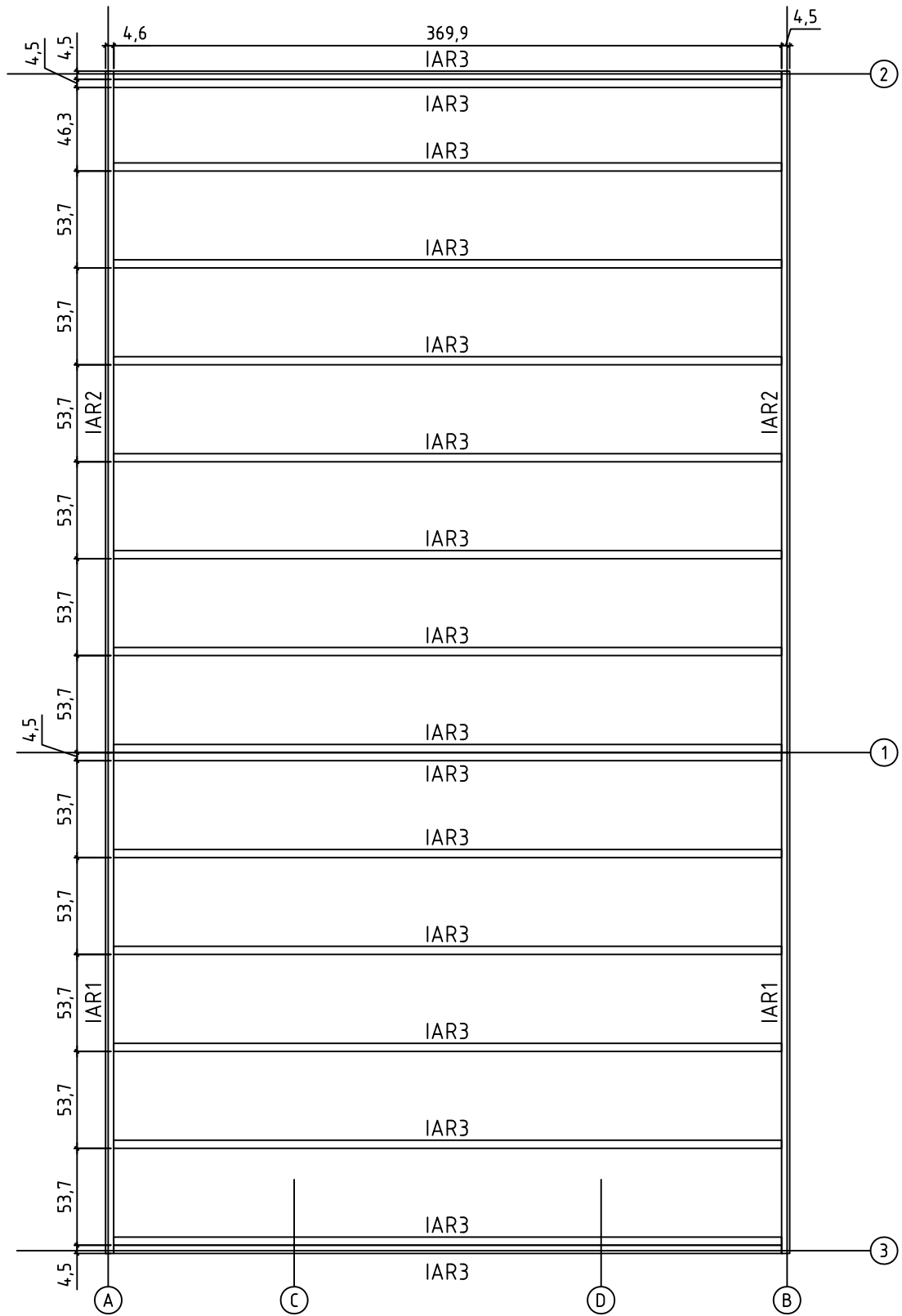
**Ronja 2**  
1/12



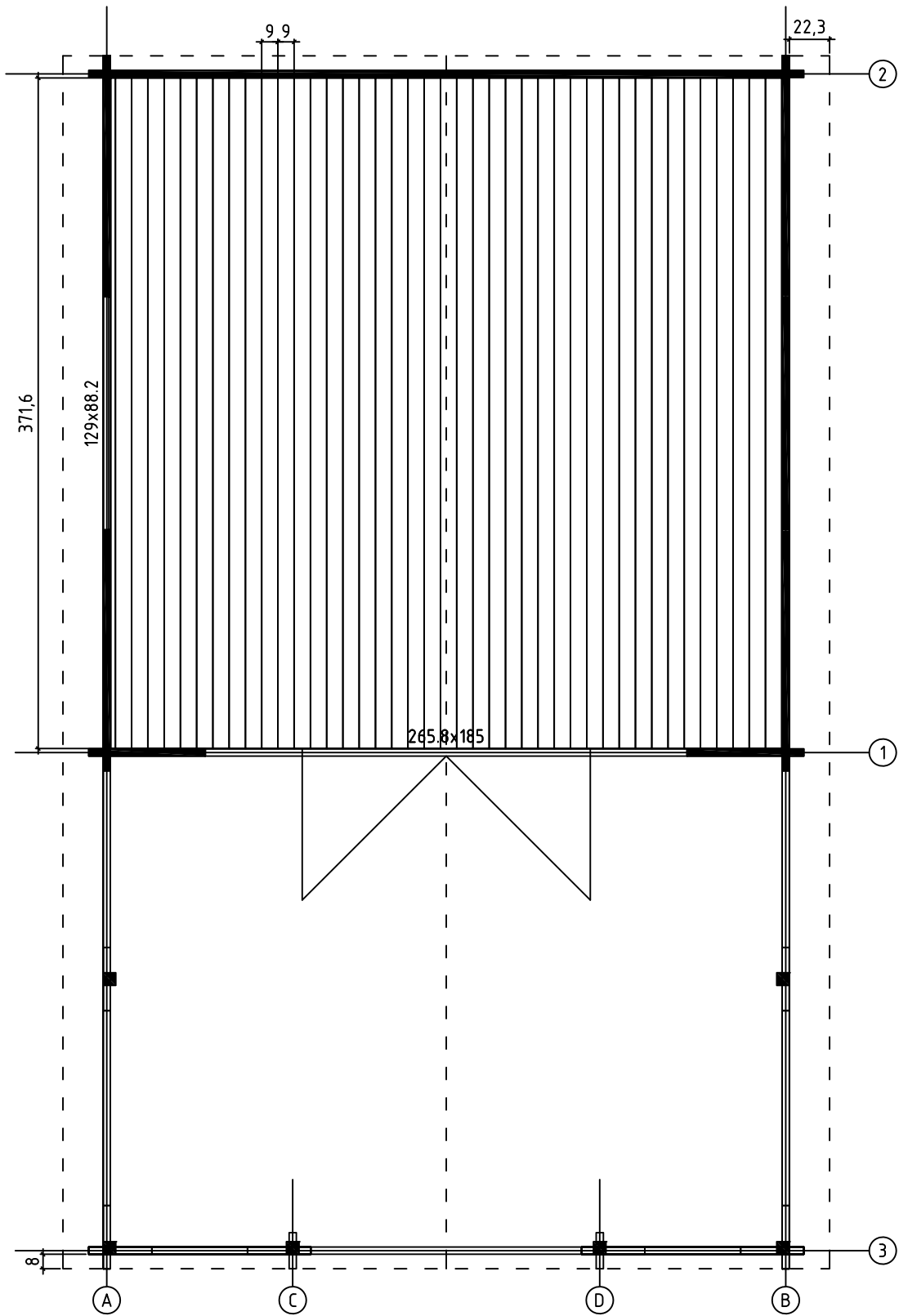
40x114  
17.12.2012

GROUNDPLAN - GRUNDPLAN - PLAN DE MASSE

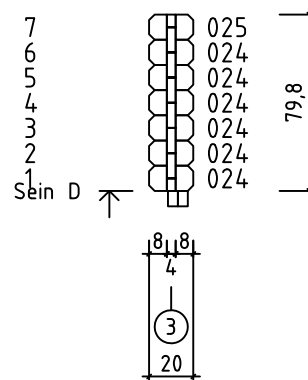
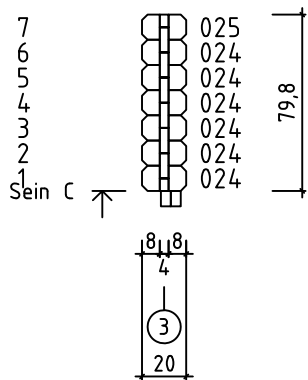
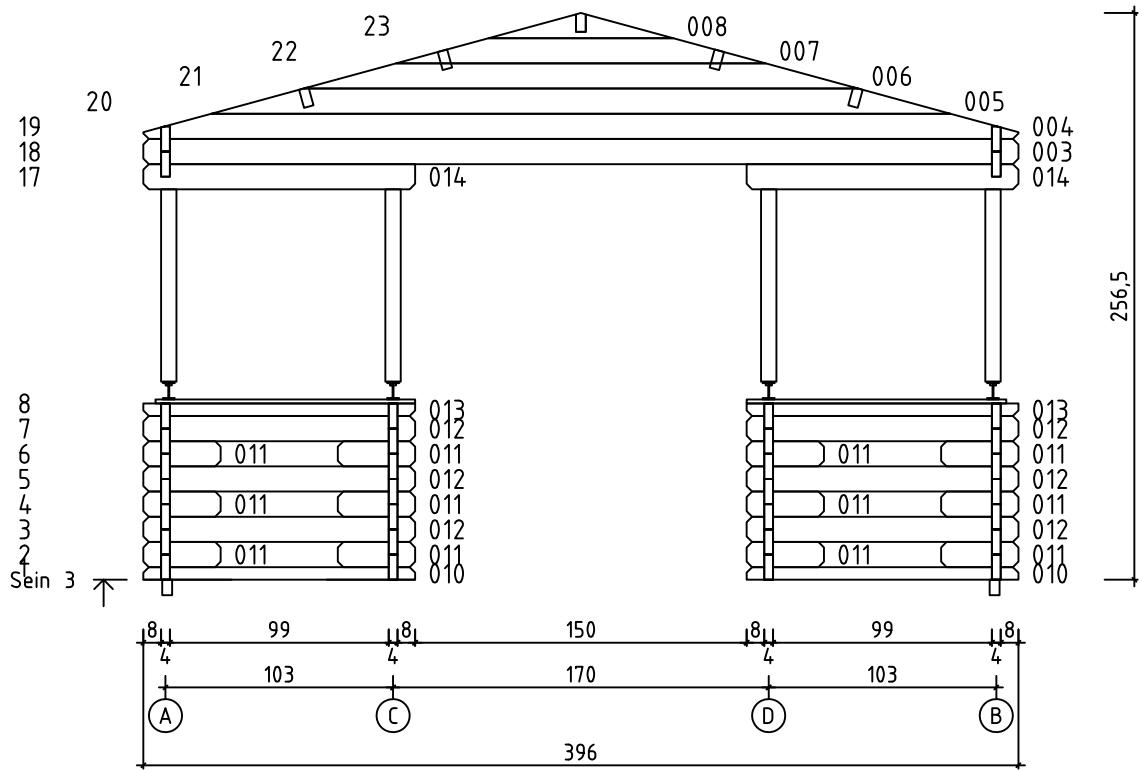


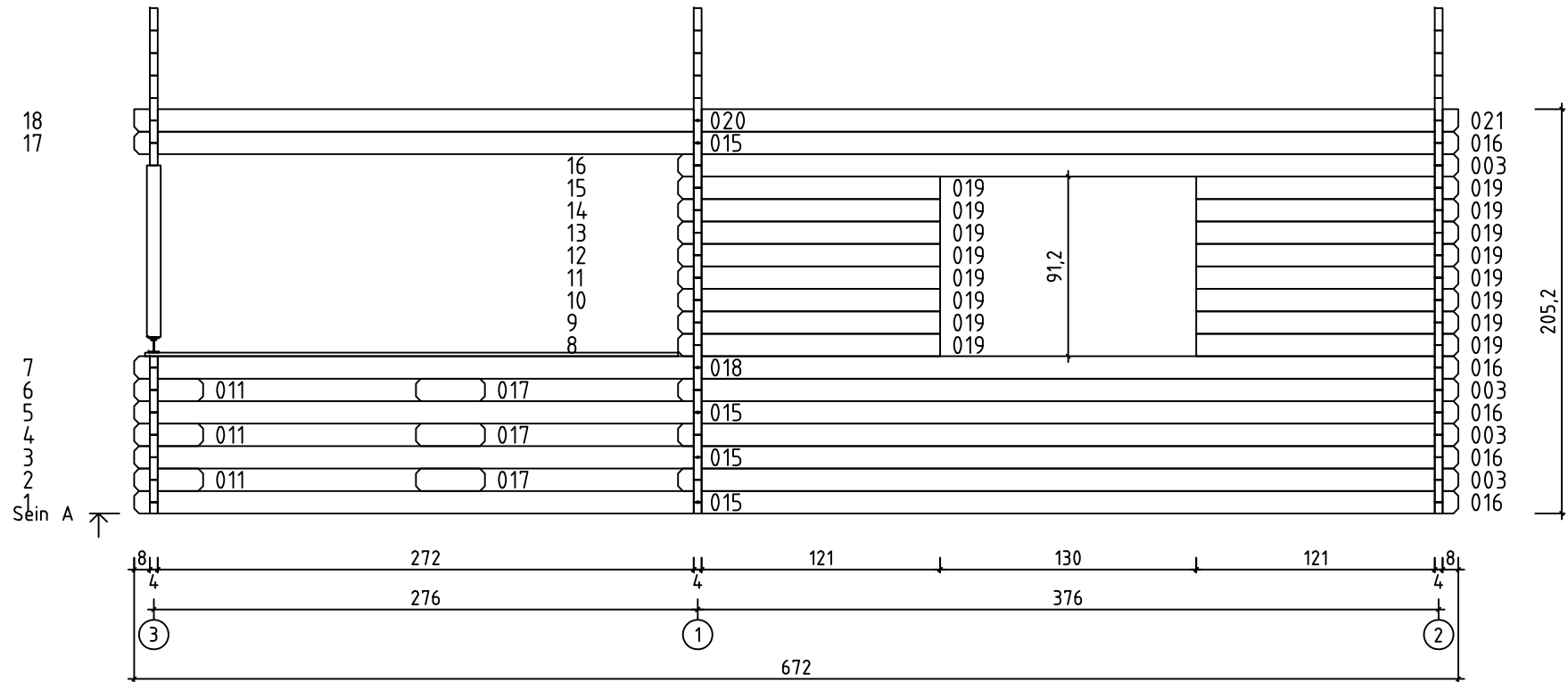


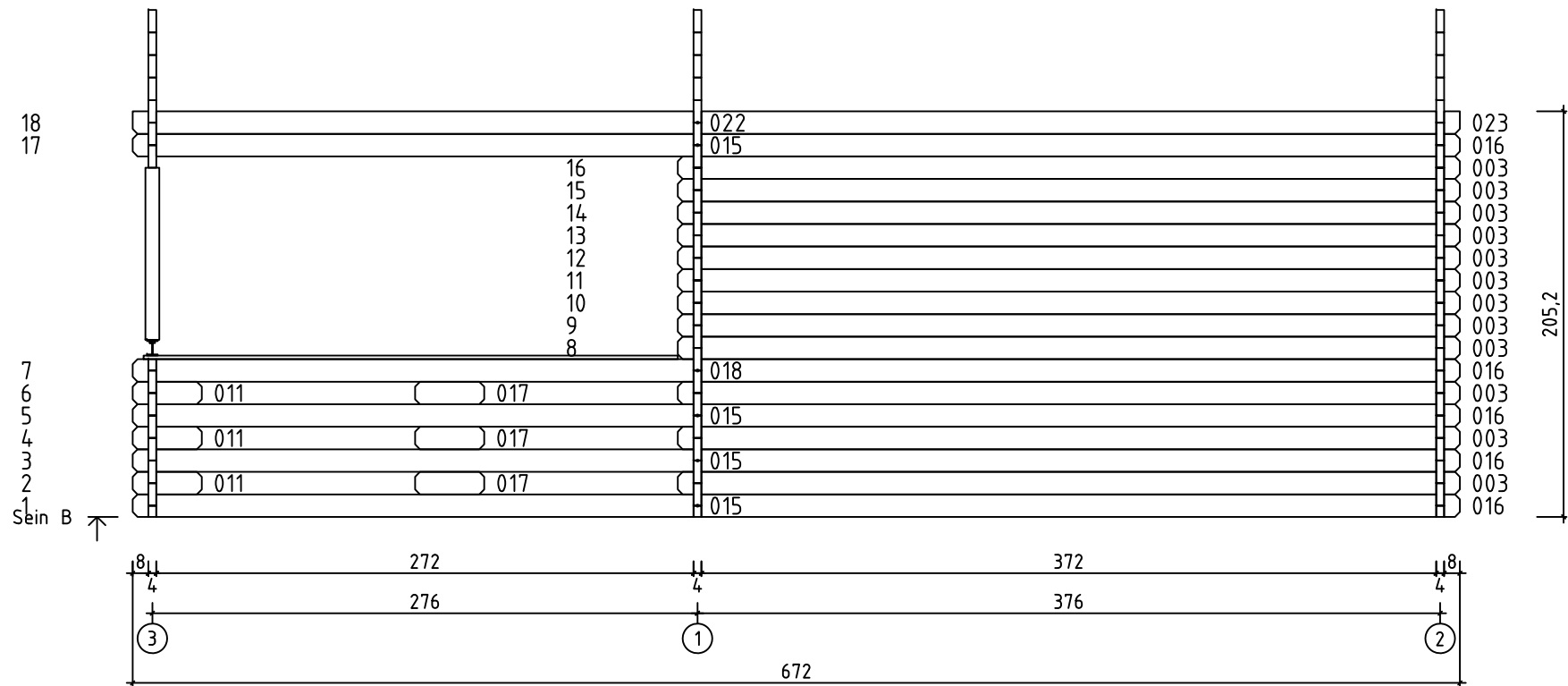
FLOOR BOARDS - FUSSBODENBRETTER - PLAN POSE PLANCHER



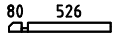
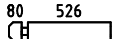
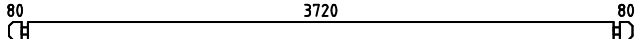
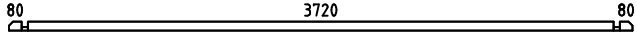
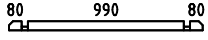

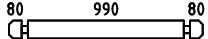
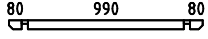

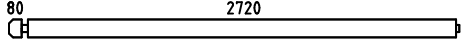
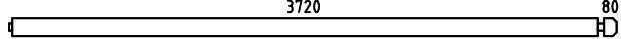

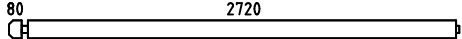
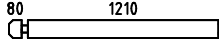
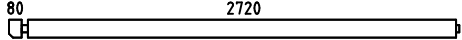
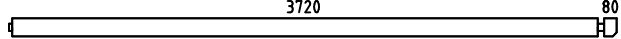
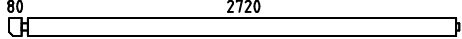



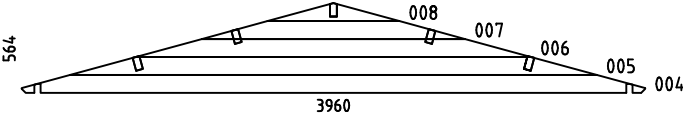
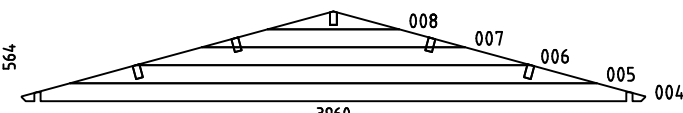

















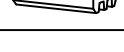
















Pos	17.12.2012	ART.NR. 407499	9/12	Q.	P (mm)	L (mm)
001				2	40x57	646
002				32	40x114	646
003				35	40x114	3960
009				1	40x57	3960
010				2	40x57	1230
011				18	40x114	350
012				6	40x114	1230
013				2	40x57	1230
014				2	40x114	1230
015				8	40x114	2860
016				10	40x114	3860
017				6	40x114	350
018				2	40x114	2860
019				16	40x114	1330
020				1	40x114	2860
021				1	40x114	3860
022				1	40x114	2860
023				1	40x114	3860
024				12	40x114	200
025				2	40x114	200
W1-1				1		
W2-1				1		

Pos	17.12.2012	ART.NR. 407499	10/12	Q.	P (mm)	L (mm)
W3-1				1		
IAR2	FOUNDATION - FUNDAMENT - FONDATION 			2	45x70	3775
IAR3	FOUNDATION - FUNDAMENT - FONDATION 			16	45x70	3700
IAR1	FOUNDATION - FUNDAMENT - FONDATION 			2	45x70	2775
PR12	ROOF BEAM - DACHBALKEN - PANNE DE TOIT 			1	44x140	3860
PR11	ROOF BEAM - DACHBALKEN - PANNE DE TOIT 			1	44x140	2860
A.PR22	ROOF BEAM - DACHBALKEN - PANNE DE TOIT 			4	44x140	3860
A.PR21	ROOF BEAM - DACHBALKEN - PANNE DE TOIT 			4	44x140	2860
	FLOOR BOARDS - FUSSBODENBRETT - LAME DE PLANCHER			42	90x18	3716
DB	ROOF BOARDS - DACHBRETT - VOLIGES			150	90x18	2200
FL	FLOOR FILLET-FUSSBODENLEISTE - CORNIERE DE FINITION DU PLANCHER				18x18	14.86
DPL	ROOFING FELT FILLET - DACHPAPPENLEISTE - BAGUETTE DE FIXATION DU FEUTRE BITUMEUX			4	18x58	2250
P	POST - PFOSTEN - POTEAU			4	70x70	4350
P	POST - PFOSTEN - POTEAU			4	70x70	4635
TB	EAVES BOARD - TRAUFBRETT - BANDEAU DE TOIT			4	18x90	3360
DRV	ROOF EDGE REINFORCEMENT - DACHRANDVERSTÄRKUNG - CORNIERE DE RENFORT DE BORD DE TOIT			4	28x34	3360
TG	GUARD-RAIL FOR TERRACE - TERRASSEN GELÄNDER - MAIN COURANTE DE TERRASSE			4	18x90	2860
KFS	STORM PROTECTION - STURMLEISTE - LATTE ANTI-TEMPETE 			1	22x45	2000
GL	GABLE MOULDING - GIEBELLEISTE - PLANCHE DE RIVE 			4	18x120	2250
FS	WINDOW HANDLE FITTINGS-FENSTERGRIFF - POIGNÉE D'OUVERTURE DE FENETRE 			1		
HS12	SCREW FOR GABLE SEGMENT - SCHRAUBEN FÜR DECKBLATT - VIS POUR FIXATION LOSANGE DE FINITION 			4	3.5x35	
HS71	SCREW FOR COVERING MOULDING - SCHRAUBEN FÜR DECKUNGSPROFIL - VIS DE FIXATION PROFILS DE FINITION VERTICAUX A FIXER A L'EXTERIEUR DU CADRE DE LA PORTE 			14	3.5x50	
HS16	SCREW FOR GABLE MOULDING - SCHRAUBEN FÜR GIEBELLEISTE - VIS DE FIXATION POUR PLANCHE DE RIVE 			32	3.5x50	
HS3	SCREW FOR DOOR FILLET - SCHRAUBE ZUR BEFESTIGUNG TÜRLEISTE - VIS D'ASSEMBLAGE DU CADRE DE PORTE 			5	3x30	

Pos	17.12.2012	ART.NR. 407499	10/12	Q.	P (mm)	L (mm)
W3-1				1		
IAR2	FOUNDATION - FUNDAMENT - FONDATION 			2	45x70	3775
IAR3	FOUNDATION - FUNDAMENT - FONDATION 			16	45x70	3700
IAR1	FOUNDATION - FUNDAMENT - FONDATION 			2	45x70	2775
PR12	ROOF BEAM - DACHBALKEN - PANNE DE TOIT 3740			1	44x140	3860
PR11	ROOF BEAM - DACHBALKEN - PANNE DE TOIT 80 2740			1	44x140	2860
A.PR22	ROOF BEAM - DACHBALKEN - PANNE DE TOIT 3740			4	44x140	3860
A.PR21	ROOF BEAM - DACHBALKEN - PANNE DE TOIT 80 2740			4	44x140	2860
	FLOOR BOARDS - FUSSBODENBRETTER - LAME DE PLANCHER			42	90x18	3716
DB	ROOF BOARDS - DACHBRETTER - VOLIGES			150	90x18	2200
FL	FLOOR FILLET-FUSSBODENLEISTE - CORNIERE DE FINITION DU PLANCHER				18x18	14.86
DPL	ROOFING FELT FILLET - DACHPAPPENLEISTE - BAGUETTE DE FIXATION DU FEUTRE BITUMEUX			4	18x58	2250
P	POST - PFOSTEN - POTEAU			4	70x70	4350
P	POST - PFOSTEN - POTEAU			4	70x70	4635
TB	EAVES BOARD - TRAUFBRETT - BANDEAU DE TOIT			4	18x90	3360
DRV	ROOF EDGE REINFORCEMENT - DACHRANDVERSTÄRKUNG - CORNIERE DE RENFORT DE BORD DE TOIT			4	28x34	3360
TG	GUARD-RAIL FOR TERRACE - TERRASSEN GELÄNDER - MAIN COURANTE DE TERRASSE			4	18x90	2860
KFS	STORM PROTECTION - STURMLEISTE - LATTE ANTI-TEMPETE 			1	22x45	2000
GL	GABLE MOULDING - GIEBELLEISTE - PLANCHE DE RIVE 			4	18x120	2250
FS	WINDOW HANDLE FITTINGS-FENSTERGRIFF - POIGNÉE D'OUVERTURE DE FENETRE 			1		
HS12	SCREW FOR GABLE SEGMENT - SCHRAUBEN FÜR DECKBLATT - VIS POUR FIXATION LOSANGE DE FINITION 			4	3.5x35	
HS71	SCREW FOR COVERING MOULDING - SCHRAUBEN FÜR DECKUNGSPROFIL - VIS DE FIXATION PROFILS DE FINITION VERTICAUX A FIXER A L'EXTERIEUR DU CADRE DE LA PORTE 			14	3.5x50	
HS16	SCREW FOR GABLE MOULDING - SCHRAUBEN FÜR GIEBELLEISTE - VIS DE FIXATION POUR PLANCHE DE RIVE 			32	3.5x50	
HS3	SCREW FOR DOOR FILLET - SCHRAUBE ZUR BEFESTIGUNG TÜRLEISTE - VIS D'ASSEMBLAGE DU CADRE DE PORTE 			5	3x30	

Pos	17.12.2012	ART.NR. 407499	11/12	Q.	P (mm)	L (mm)
HS32	Kruvi 4x35 räästalaualale			32	4x35	
HS32	SCREW FOR EAVES BOARDS - SCHRAUBEN FÜR TRAUFBRETTER - VIS DE FIXATION POUR BANDEAU DE TOIT			32	4x40	
HS30	SCREW FOR TERRACE REAR BOARDS - SCHRAUBEN FÜR TERRASSENRAND - VIS DE FIXATION POUR MAIN COURANTE DE TERRASSE			22	4x40	
HS34	SCREW FOR POST - SCHRAUBEN FÜR PFOSTEN - VIS DE FIXATION DES POTEAUX			8	4x60	
HS81	SCREW FOR BEAM HOLDER - SCHRAUBEN FÜR BALKENHALTER - VIS DE FIXATION SUPPORT U GALVANISÉ			120	5x40	
HS43	SCREW FOR ROOF BEAMS - SCHRAUBEN FÜR DACHBALKEN - VIS POUR PANNE DE TOIT			28	5x120	
HS40	SCREW FOR 1. WALL BEAM - SCHRAUBE FÜR 1. BOHLENREIHE - VIS DE FIXATION DES FONDATIONS			12	5x90	
HS39	SCREW FOR FUNDAMENT - SCHRAUBEN ZUR BEFESTIGUNG FUNDAMENT - VIS POUR FONDATION			41	5x90	
HS41	SCREW FOR DOOR JAMB - SCHRAUBE FÜR TÜRRAHMEN - VIS DE FIXATION POUR MONTANT DE PORTE			6	5x90	
HS49	SCREW FOR POST HEIGHT ADJUSTMENT - SCHRAUBEN FÜR REGULIERUNGSSCHRAUBE FÜR PFOSTEN - VIS DE FIXATION DE SUPPORT RÉGLABLE DE POTEAU			32	6x50	
NFF	ZN NAIL FOR FLOOR FILLET - ZN NÄGEL FÜR FUSSBODENLEISTE - POINTE POUR CORNIERE DE FINITION DU PLANCHER			30	1.4x40	
SH40	HAMMER BLOCK - SCHLAGHOLZ - CALLE DE FRAPPE			1		
MS	SCREW FOR DOORSTEP - SCHRAUBEN FÜR TÜRSCHWELLE - VIS DE FIXATION DU SEUIL DE PORTE			3	4.5x65	
NFD	ZN NAIL FOR ROOFING FELT FILLET - ZN NÄGEL FÜR DACHPAPPENLEISTE - POINTE POUR BAGUETTE FIXATION FEUTRE BITUMEUX			24	2x40	
TS	BOLT FOR WINDOW HANDLE FITTINGS - BOLZEN FÜR FENSTERGRIFF BESCHLAG - BOULON POUR POIGNÉE D'OUVERTURE DE FENETRE			2		
GS	GABLE SEGMENT-DECKBLATT - LOSANGE DE FINITION			2		
BH	BEAM HOLDER - BALKENHALTER - SUPPORT EN U GALVANISÉ			10		
SFS	NUT FOR STORM PROTECTION - SCHRAUBENMUTTER FÜR STURMLEISTE - ÉCROU POUR LAME ANTI-TEMPETE			8		
BFS	BOLT FOR STORM PROTECTION - BOLZEN FÜR STURMLEISTE - VIS POUR LAME ANTI-TEMPETE			8		
DFS	WASHER FOR STORM PROTECTION - DICHTSCHEIBE FÜR STURMLEISTE - RONDELLE POUR LAME ANTI-TEMPETE			8		
NF2	ZN NAIL FOR ROOF - ZN NÄGEL FÜR DACHBRETTER - POINTE POUR TOIT			618	2x50	
NH1	ZN NAIL FOR FLOOR - ZN NÄGEL FÜR FUSSBODENBRETTER - CLOUS POUR PLANCHER			344	2x50	
TS3	DOOR HANDLE FITTINGS-TÜRGRIFF - SET DE GARNITURES DE SERRURE DE PORTE			1		
TS4	SET OF DOOR LOCK COVERS - SCHLOSSBLENDEN - SET DE GARNITURES DE SERRURE DE PORTE			1		
TS2	MALE BOLT HINGE FOR DOOR - TÜRRIEGEL - PARTIE MALE DE CHARNIERE DE PORTE			6		

