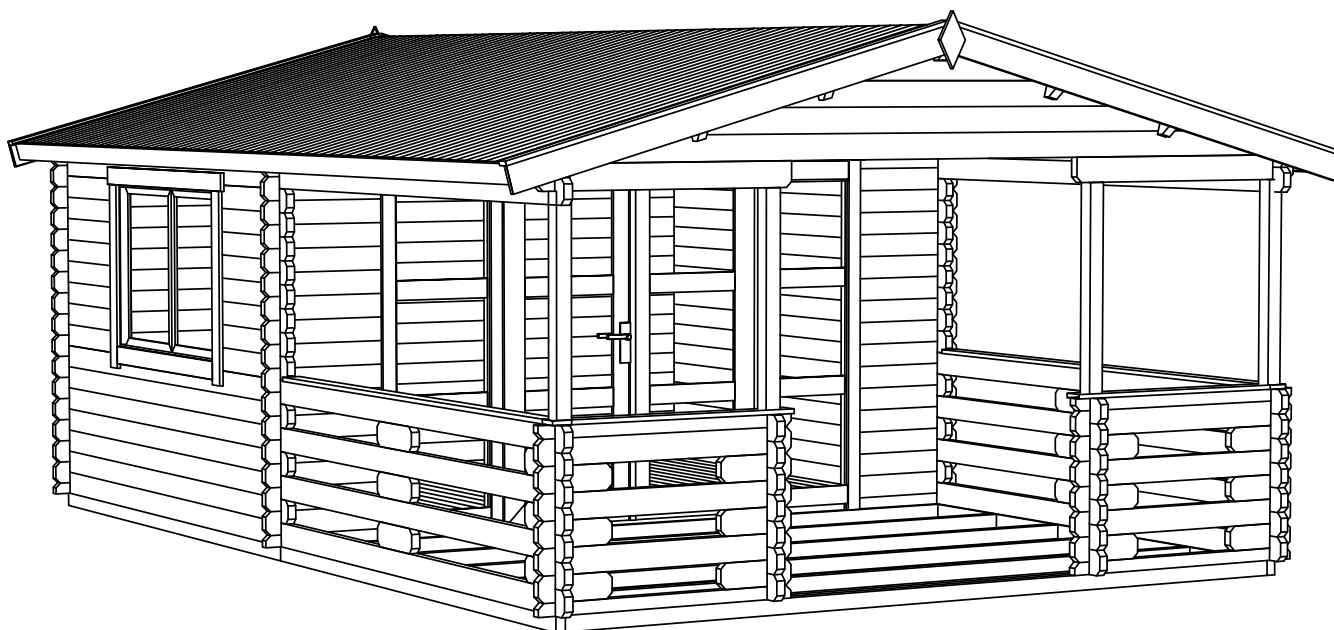
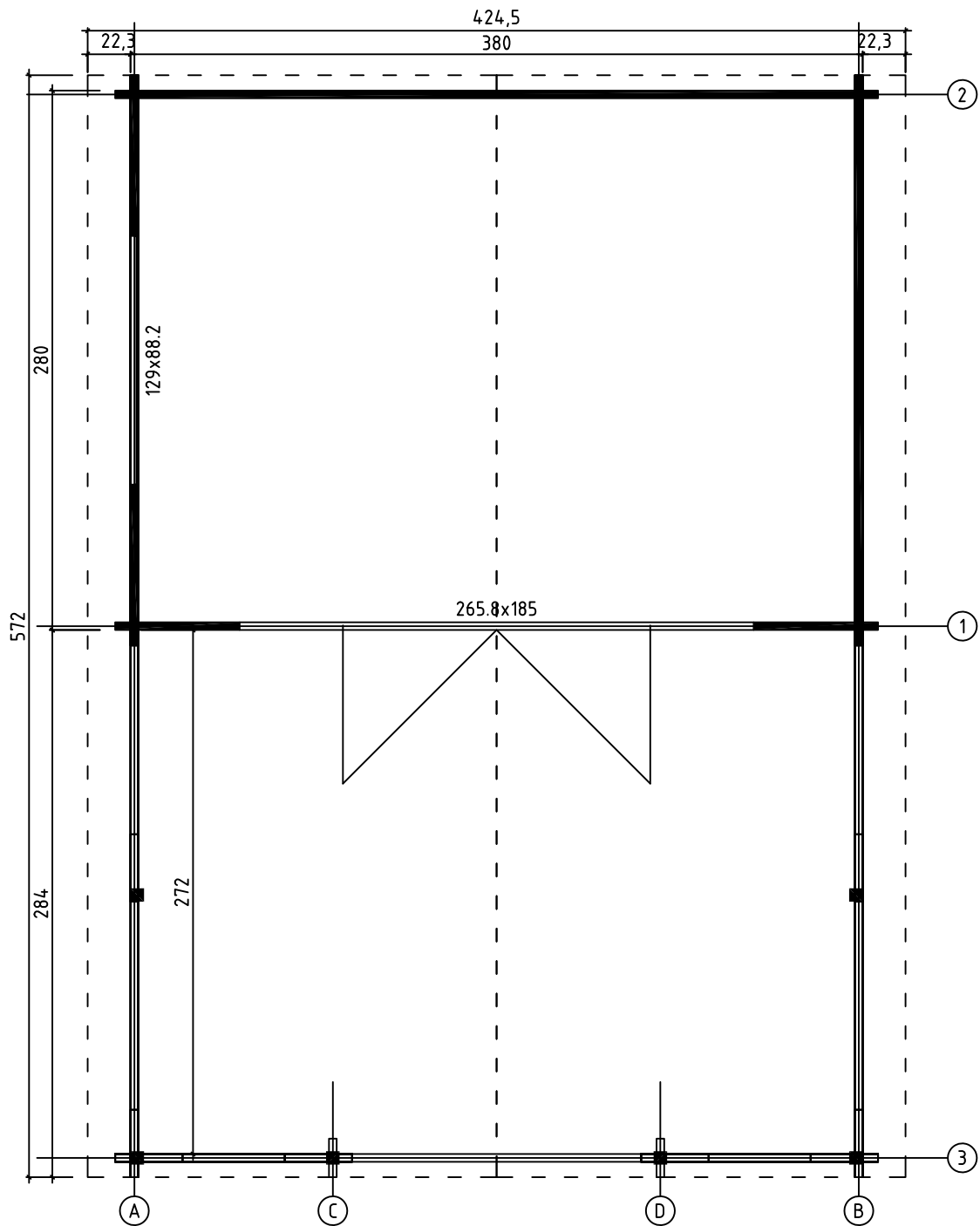
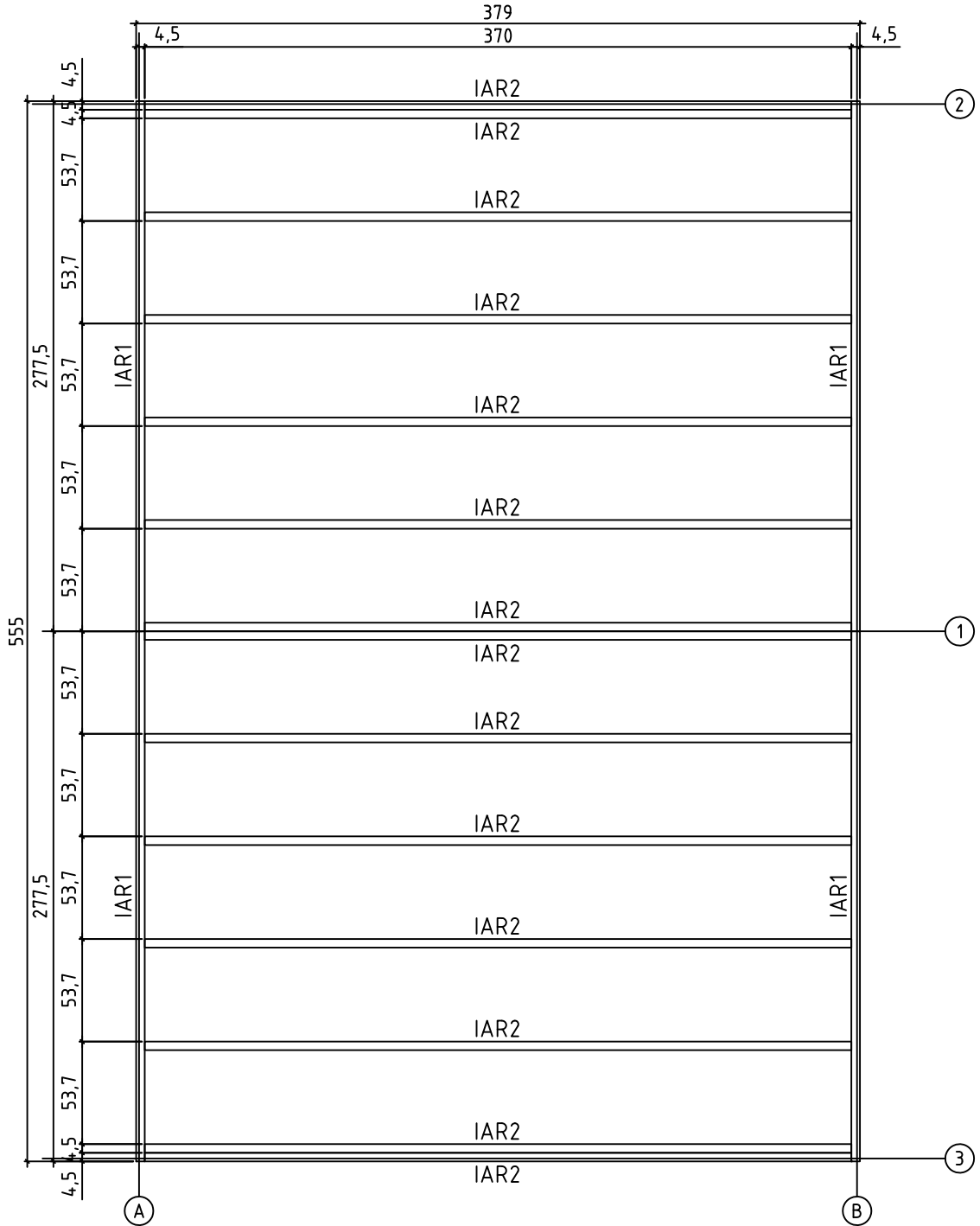


RONJA
Art.Nr. 405299
1/12

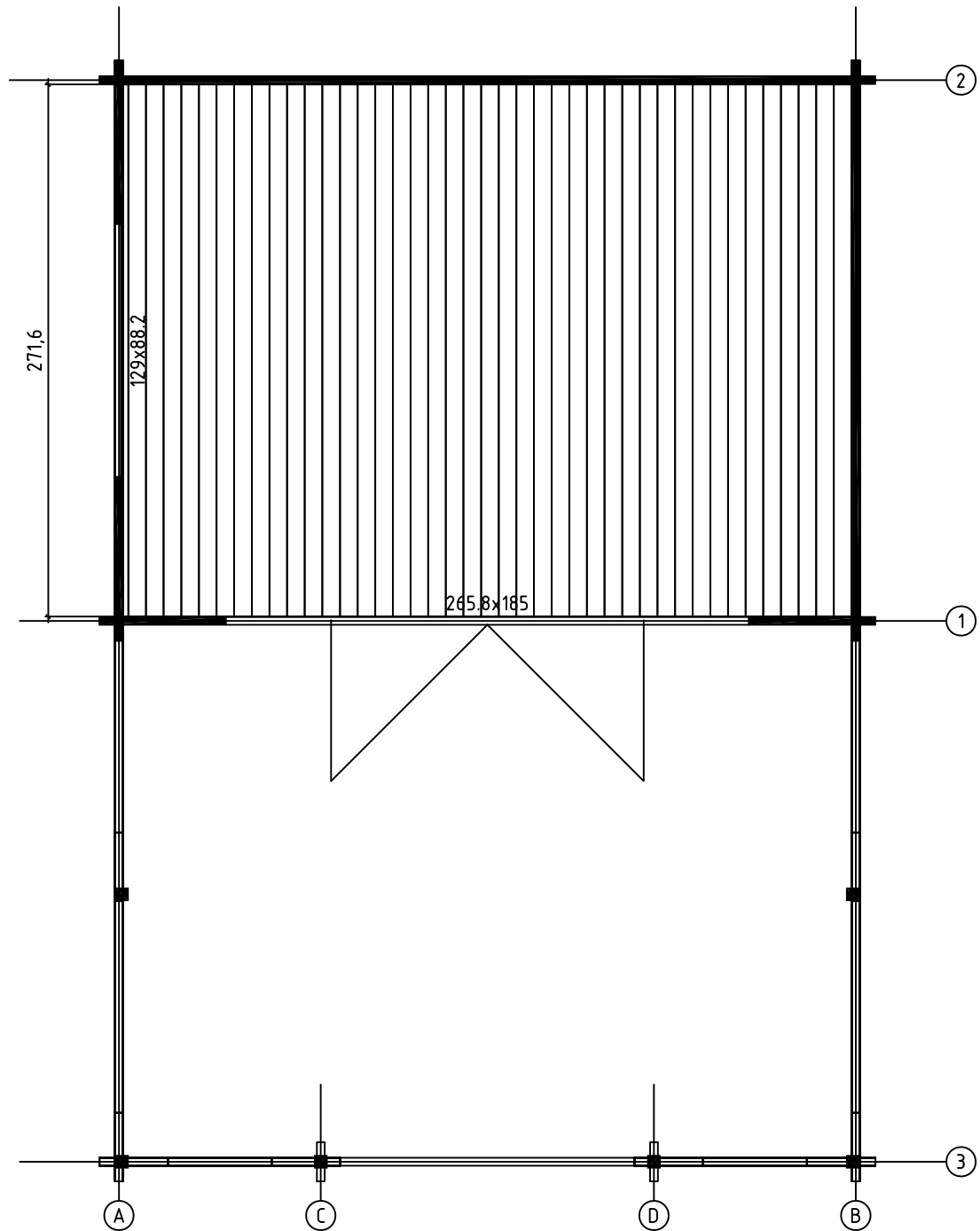


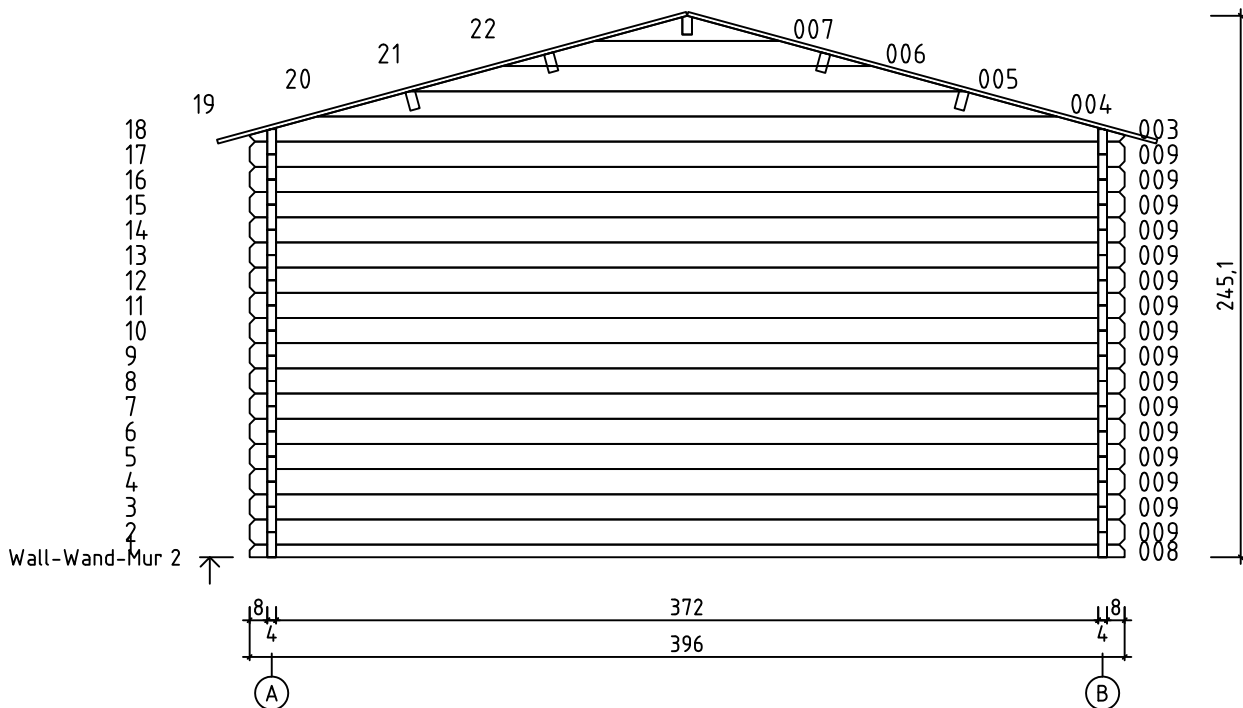
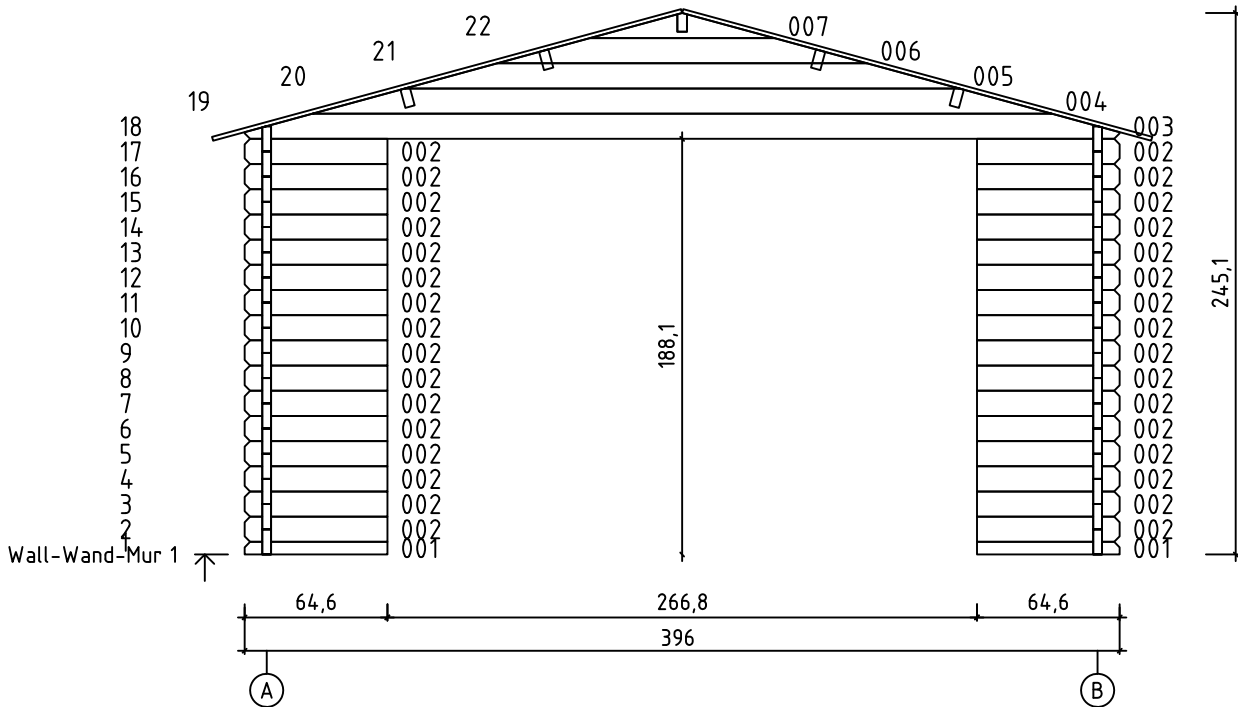
GROUNDPLAN - GRUNDPLAN - PLAN DE MASSE

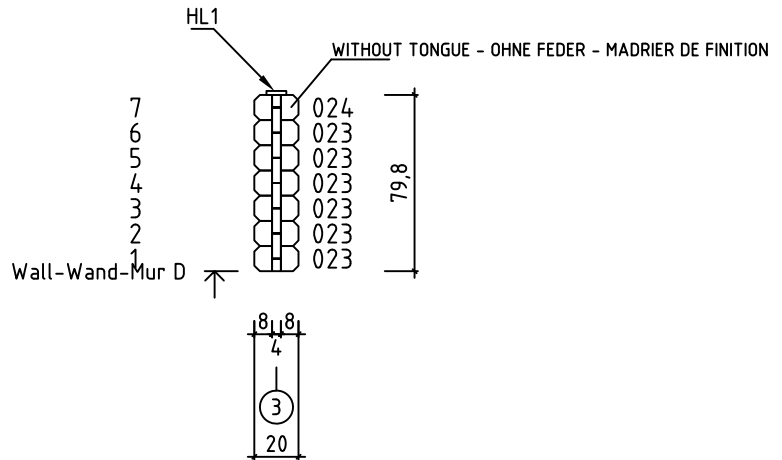
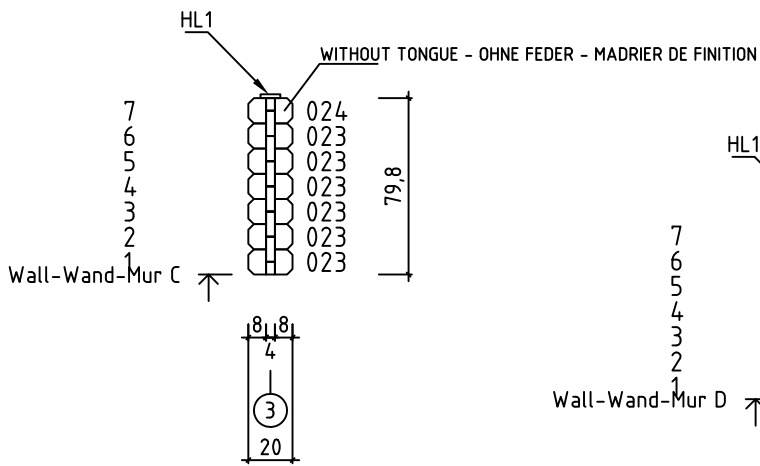
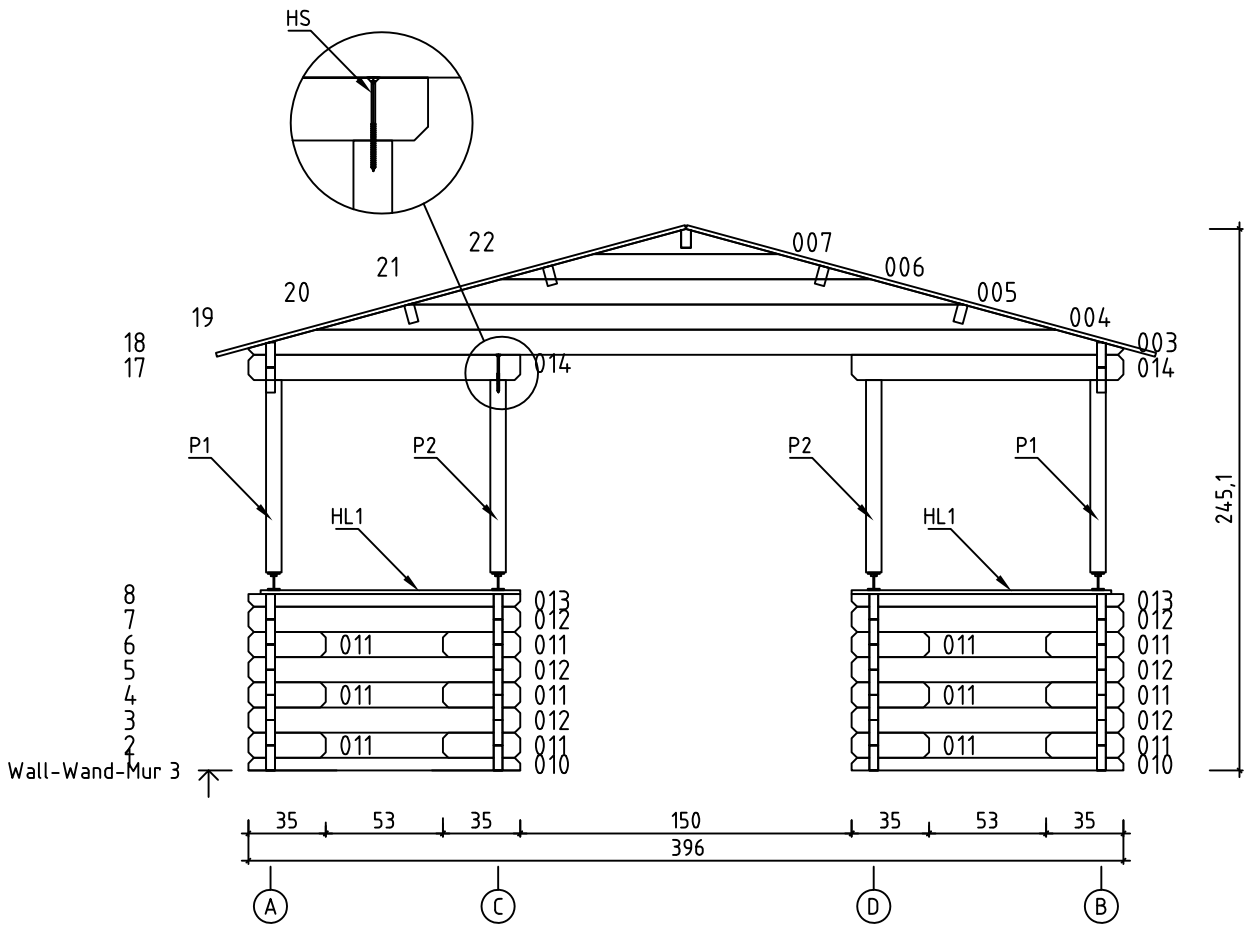


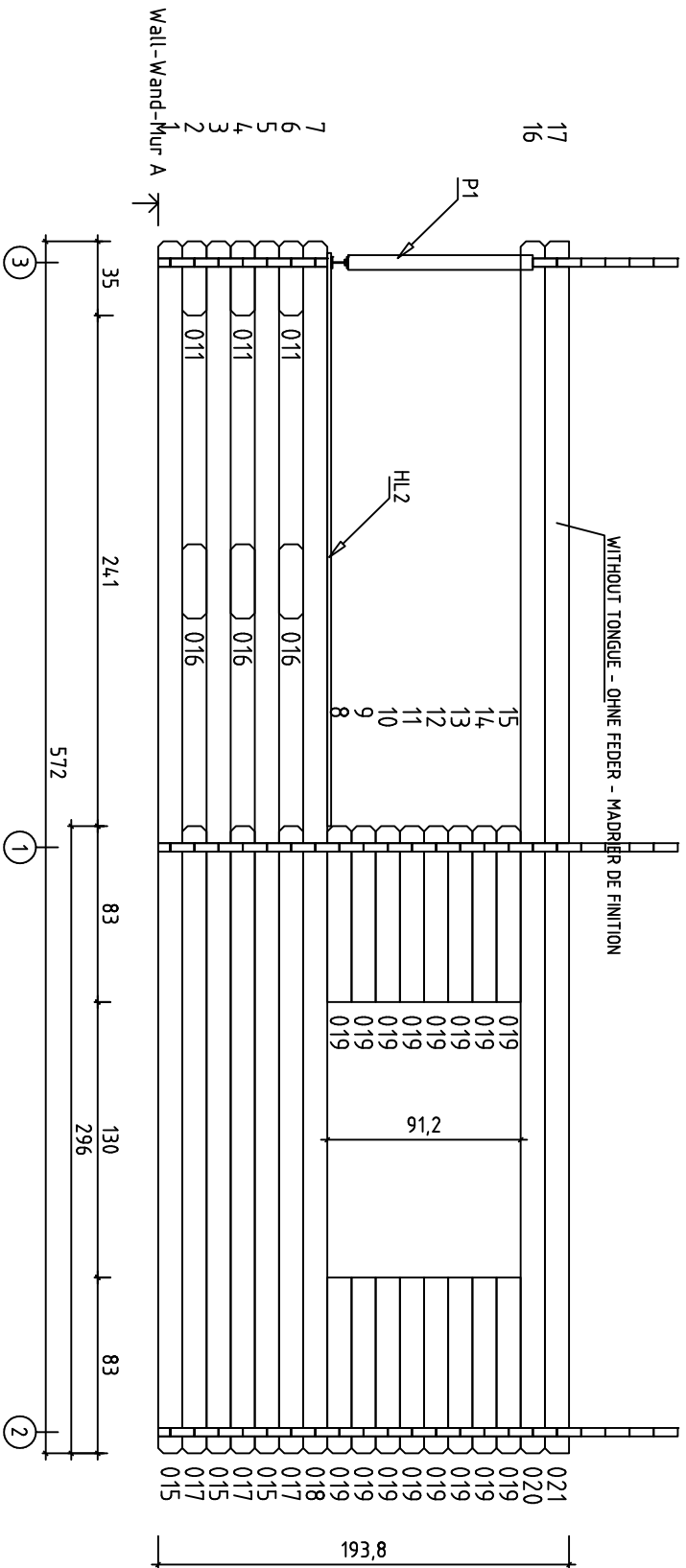


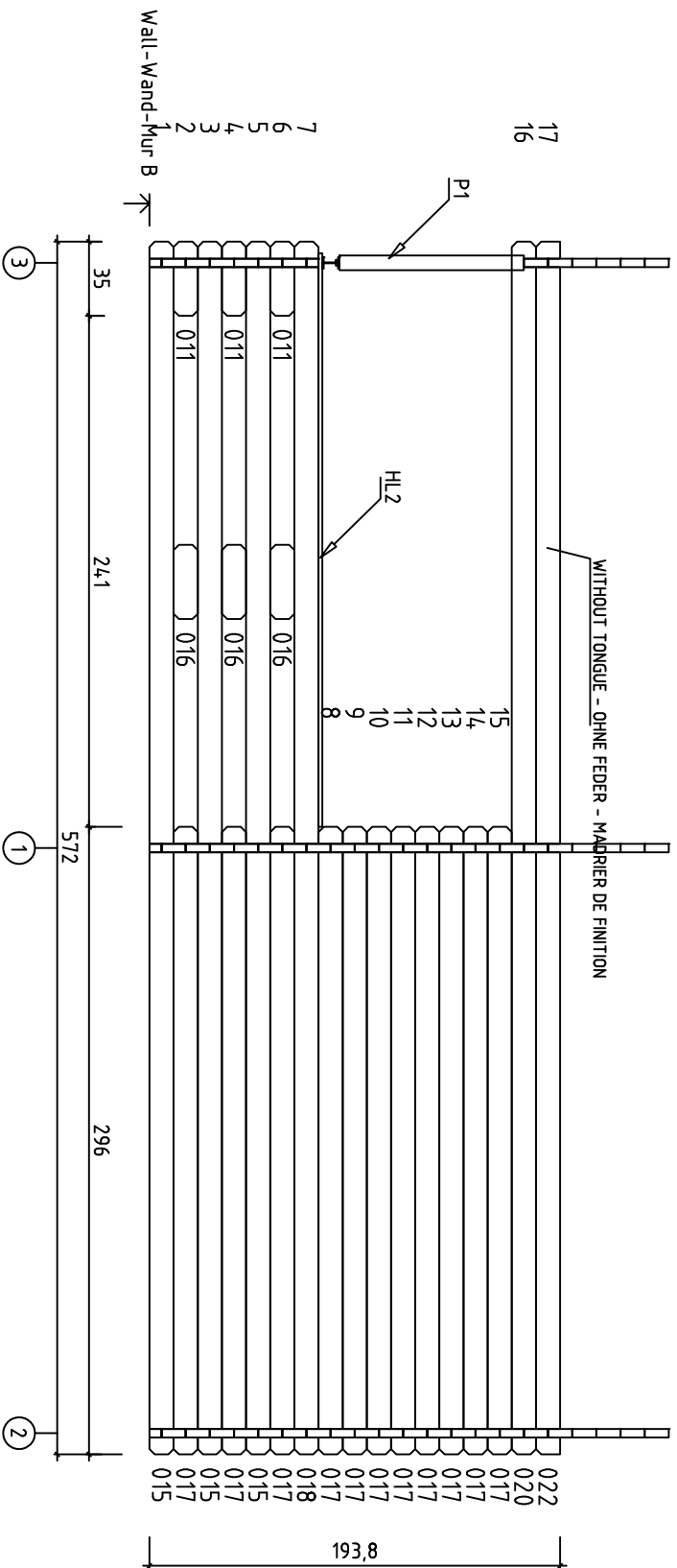
FLOOR BOARDS - FUSSBODENBRETTER - PLAN POSE PLANCHER

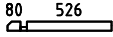
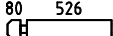
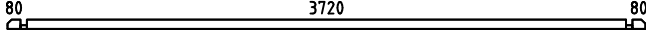
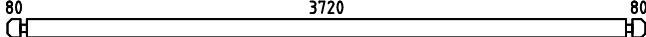
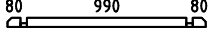


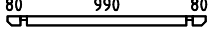

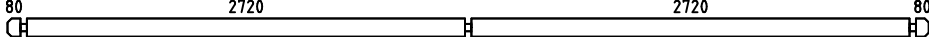

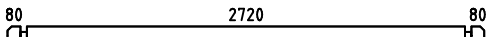
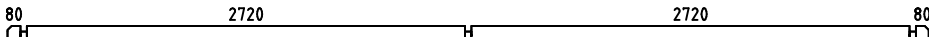
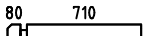
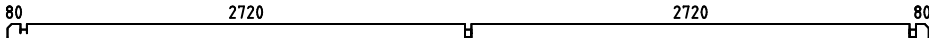




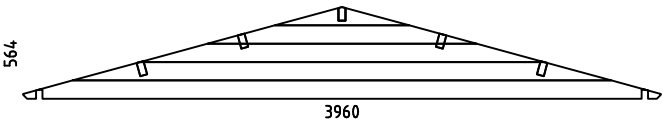
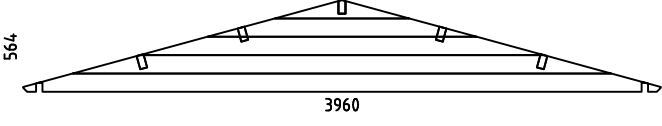
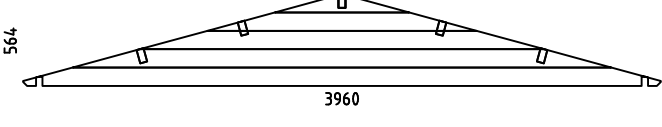





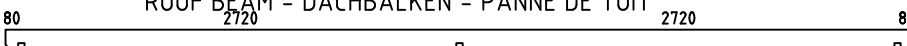






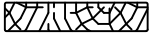


































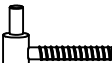
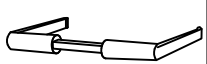
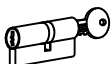



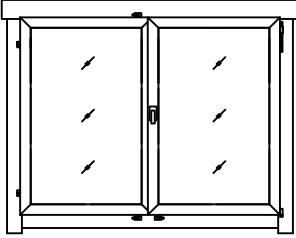




Pos	14.03.2013	ART.NR. 405299	9/12	Q.	P (mm)	L (mm)
001				2	40x57	646
002				32	40x114	646
008				1	40x57	3960
009				16	40x114	3960
010				2	40x57	1230
011				18	40x114	350
012				6	40x114	1230
013				2	40x57	1230
014				2	40x114	1230
015				6	40x114	5720
016				6	40x114	350
017				14	40x114	2960
018				2	40x114	5720
019				16	40x114	830
020				2	40x114	5720
021				1	40x114	5720
022				1	40x114	5720
023				12	40x114	200
024				2	40x114	200
W1-1				1		
W2-1				1		
W3-1				1		

Pos	14.03.2013	ART.NR. 405299	10/12	Q.	P (mm)	L (mm)
IAR2	FOUNDATION - FUNDAMENT - FONDATION 			14	45x70	3700
IAR1	FOUNDATION - FUNDAMENT - FONDATION 			4	45x70	2775
PR1	ROOF BEAM - DACHBALKEN - PANNE DE TOIT 			1	44x140	5720
A-PR1	ROOF BEAM - DACHBALKEN - PANNE DE TOIT 			4	44x140	5720
	FLOOR BOARDS - FUSSBODENBRETTER - LAME DE PLANCHER		42	90x18	2716	
	ROOF BOARDS - DACHBRETTER - VOLIGES		128	90x18	2200	
	FLOOR FILLET-FUSSBODENLEISTE - CORNIERE DE FINITION DU PLANCHER			18x18	12.86	
	ROOFING FELT FILLET - DACHPAPPENLEISTE - BAGUETTE DE FIXATION DU FEUTRE BITUMEUX		4	18x58	2250	
P1	POST - PFOSTEN - POTEAU		2	70x70	870	
P2	POST - PFOSTEN - POTEAU		2	70x70	870	
	EAVES BOARD - TRAUFBRETT - BANDEAU DE TOIT		4	18x90	2860	
	ROOF EDGE REINFORCEMENT - DACHRANDVERSTÄRKUNG - CORNIERE DE RENFORT DE BORD DE TOIT		4	28x34	2860	
HL1	GUARD-RAIL FOR TERRACE - TERRASSELÄNDER - MAIN COURANTE DE TERRASSE		2	18x90	1175	
HL2	GUARD-RAIL FOR TERRACE - TERRASSELÄNDER - MAIN COURANTE DE TERRASSE		2	18x90	2705	
	STORM PROTECTION - STURMLEISTE - LATTE ANTI-TEMPETE		4	22x45	1900	
	GABLE MOULDING - GIEBELLEISTE PLANCHE DE RIVE		4	18x120	2250	
	WINDOW HANDLE FITTINGS-FENSTERGRIFF - POIGNÉE D'OUVERTURE DE FENETRE		1			
	SCREW FOR GABLE SEGMENT - SCHRAUBEN FÜR DECKBLATT - VIS POUR FIXATION LOSANGE DE FINITION		4	3.5x35		
	SCREW FOR COVERING MOULDING - SCHRAUBEN FÜR DECKUNGSPROFIL - VIS DE FIXATION PROFILS DE FINITION VERTICAUX A FIXER A L'EXTERIEUR DU CADRE DE LA PORTE		14	3.5x50		
	SCREW FOR GABLE MOULDING - SCHRAUBEN FÜR GIEBELLEISTE - VIS DE FIXATION POUR PLANCHE DE RIVE		32	3.5x50		
	SCREW FOR DOOR FILLET - SCHRAUBE ZUR BEFESTIGUNG TÜRLEISTE - VIS D'ASSEMBLAGE DU CADRE DE PORTE		5	3x30		
	SCREW FOR EAVES BOARDS - SCHRAUBEN FÜR TRAUFBRETTER - VIS DE FIXATION POUR BANDEAU DE TOIT		28	4x40		
	SCREW FOR ROOF EDGE REINFORCEMENT - SCHRAUBEN FÜR DACHRANDVERSTÄRKUNG - VIS POUR RENFORT DE BORD DE TOIT		28	4x40		
	SCREW FOR TERRACE REAR BOARDS - SCHRAUBEN FÜR TERRASSENRAND - VIS DE FIXATION POUR MAIN COURANTE DE TERRASSE		22	4x40		
	SCREW FOR POST - SCHRAUBEN FÜR PFOSTEN - VIS DE FIXATION DES POTEAUX		4	4x60		

Pos	14.03.2013	ART.NR. 405299	11/12	Q.	P (mm)	L (mm)
	SCREW FOR ROOF BEAMS - SCHRAUBEN FÜR DACHBALKEN - VIS POUR PANNE DE TOIT		21	5x120		
	SCREW FOR 1. WALL BEAM - SCHRAUBE FÜR 1. BOHLENREIHE - VIS DE FIXATION DES FONDATIONS		12	5x90		
	SCREW FOR FUNDAMENT - SCHRAUBEN ZUR BEFESTIGUNG FUNDAMENT - VIS POUR FONDATION		37	5x90		
	SCREW FOR DOOR JAMB - SCHRAUBE FÜR TÜRRAHMEN - VIS DE FIXATION POUR MONTANT DE PORTE		6	5x90		
HS	SCREW FOR POST - SCHRAUBEN FÜR PFOSTEN - VIS DE FIXATION DES POTEAUX		2	6x150		
	SCREW FOR POST HEIGHT ADJUSTMENT - SCHRAUBEN FÜR REGULIERUNGSSCHRAUBE FÜR PFOSTEN - VIS DE FIXATION DE SUPPORT RÉGLABLE DE POTEAU		32	6x50		
	ZN NAIL FOR FLOOR FILLET - ZN NÄGEL FÜR FUSSBODENLEISTE - POINTE POUR CORNIERE DE FINITION DU PLANCHER		26	1.4x40		
	HAMMER BLOCK - SCHLAGHOLZ - CALLE DE FRAPPE		1			
	SCREW FOR DOORSTEP - SCHRAUBEN FÜR TÜRSCHWELLE - VIS DE FIXATION DU SEUIL DE PORTE		3	4.5x65		
	ZN NAIL FOR ROOFING FELT FILLET - ZN NÄGEL FÜR DACHPAPPENLEISTE - POINTE POUR BAGUETTE FIXATION FEUTRE BITUMEUX		24	2x40		
	BOLT FOR WINDOW HANDLE FITTINGS - BOLZEN FÜR FENSTERGRIFF BESCHLAG - BOULON POUR POIGNÉE D'OUVERTURE DE FENETRE		2			
	GABLE SEGMENT-DECKBLATT - LOSANGE DE FINITION		2			
	NUT FOR STORM PROTECTION - SCHRAUBENMUTTER FÜR STURMLEISTE - ÉCROU POUR LAME ANTI-TEMPETE		8			
	BOLT FOR STORM PROTECTION - BOLZEN FÜR STURMLEISTE - VIS POUR LAME ANTI-TEMPETE		8			
	WASHER FOR STORM PROTECTION - DICHTSCHEIBE FÜR STURMLEISTE - RONDELLE POUR LAME ANTI-TEMPETE		8			
	ZN NAIL FOR ROOF - ZN NÄGEL FÜR DACHBRETTER - POINTE POUR TOIT		538	2x50		
	ZN NAIL FOR FLOOR - ZN NÄGEL FÜR FUSSBODENBRETTER - CLOUS POUR PLANCHER		258	2x50		
	SET OF DOOR LOCK COVERS - SCHLOSSBLENDEN - SET DE GARNITURES DE SERRURE DE PORTE		1			
	MALE BOLT HINGE FOR DOOR - TÜRRIEGEL - PARTIE MALE DE CHARNIERE DE PORTE		6			
	DOOR HANDLE FITTINGS-TÜRGRIFF - SET DE GARNITURES DE SERRURE DE PORTE		1			
	CYLINDER LOCK - ZYLINDERSCHLOSS - CYLINDRE DE SERRURE		1			
	POST HEIGHT ADJUSTMENT - REGULIERUNGSSCHRAUBE FÜR PFOSTEN - SUPPORT RÉGLABLE DE POTEAU		4			

Pos	14.03.2013	ART.NR. 405299	12/12	Q.	P (mm)	L (mm)
	WINDOW-FENSTER-FENETRE 1290x882		TAK1.100.SSP.a	1		
						
	DOOR-TÜR-PORTE 2658x1850		3UK.030.SVV.MMb	1		
