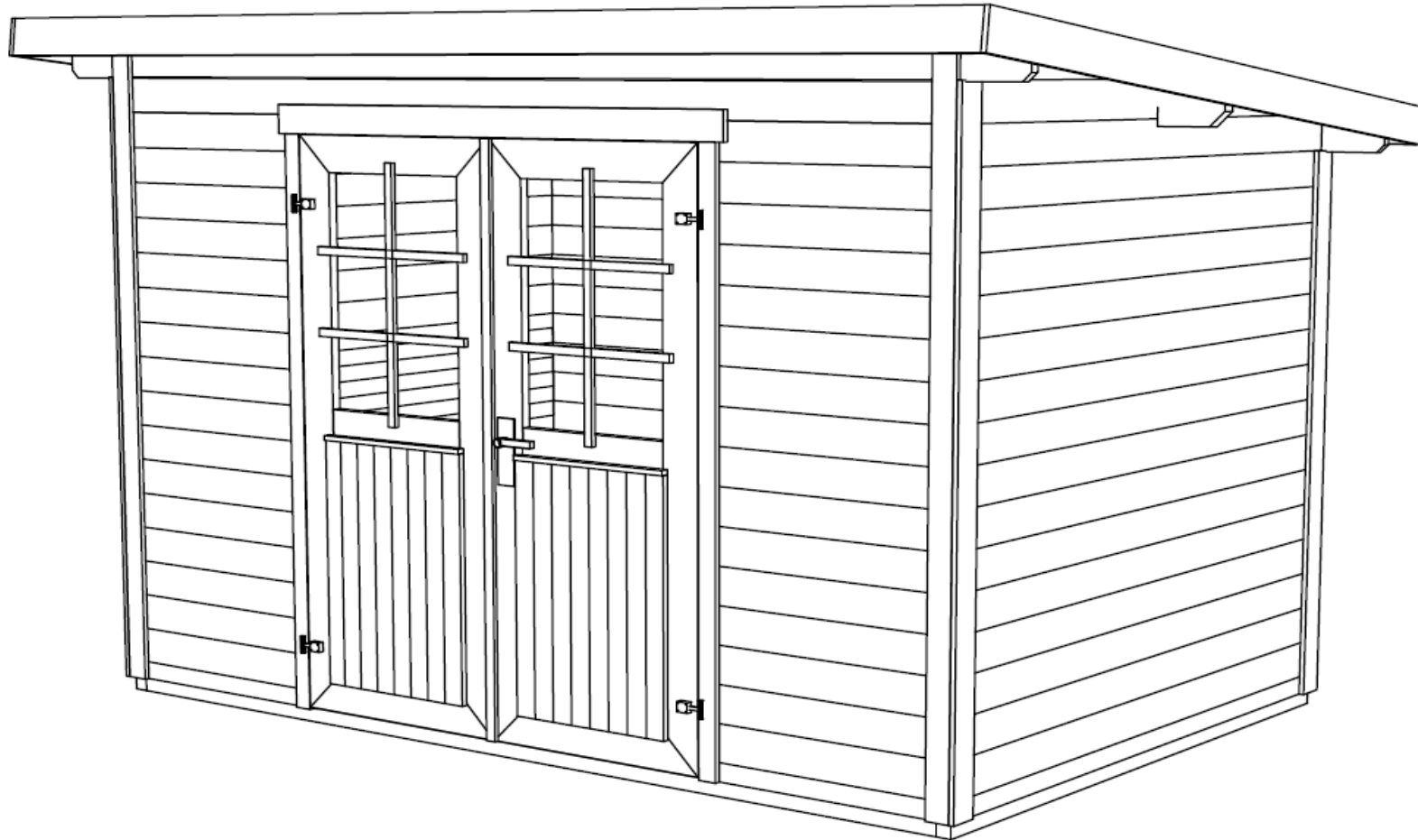
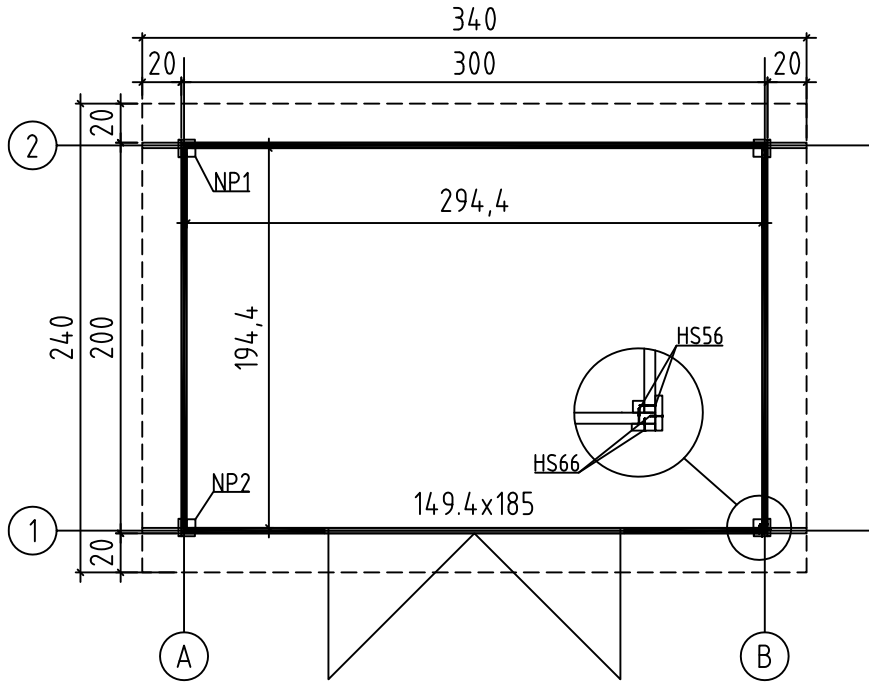


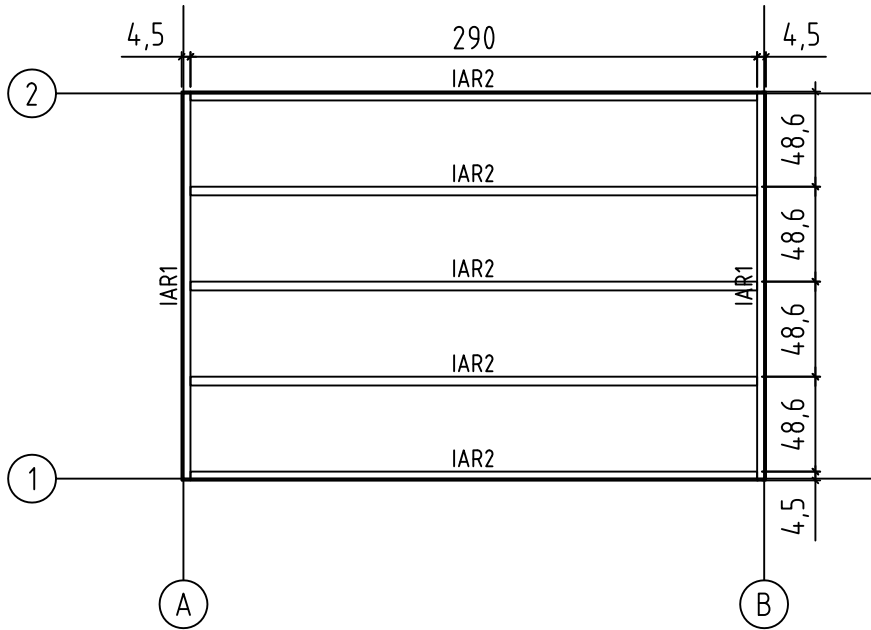
Sina 1
Art. Nr. 2820300
1/8



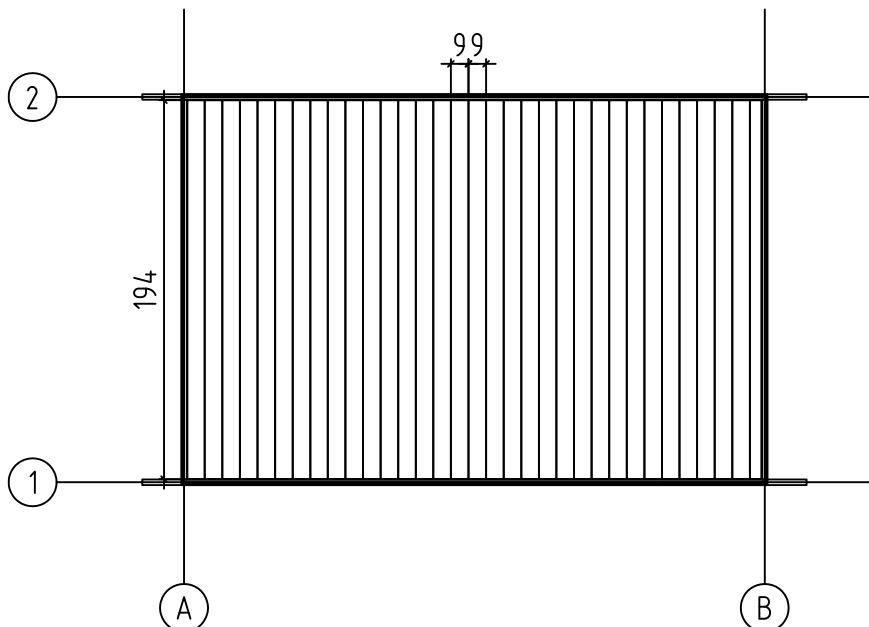
Art.Nr. 2820300
 GROUNDPLAN - GRUNDPLAN - PLAN DE MASSE


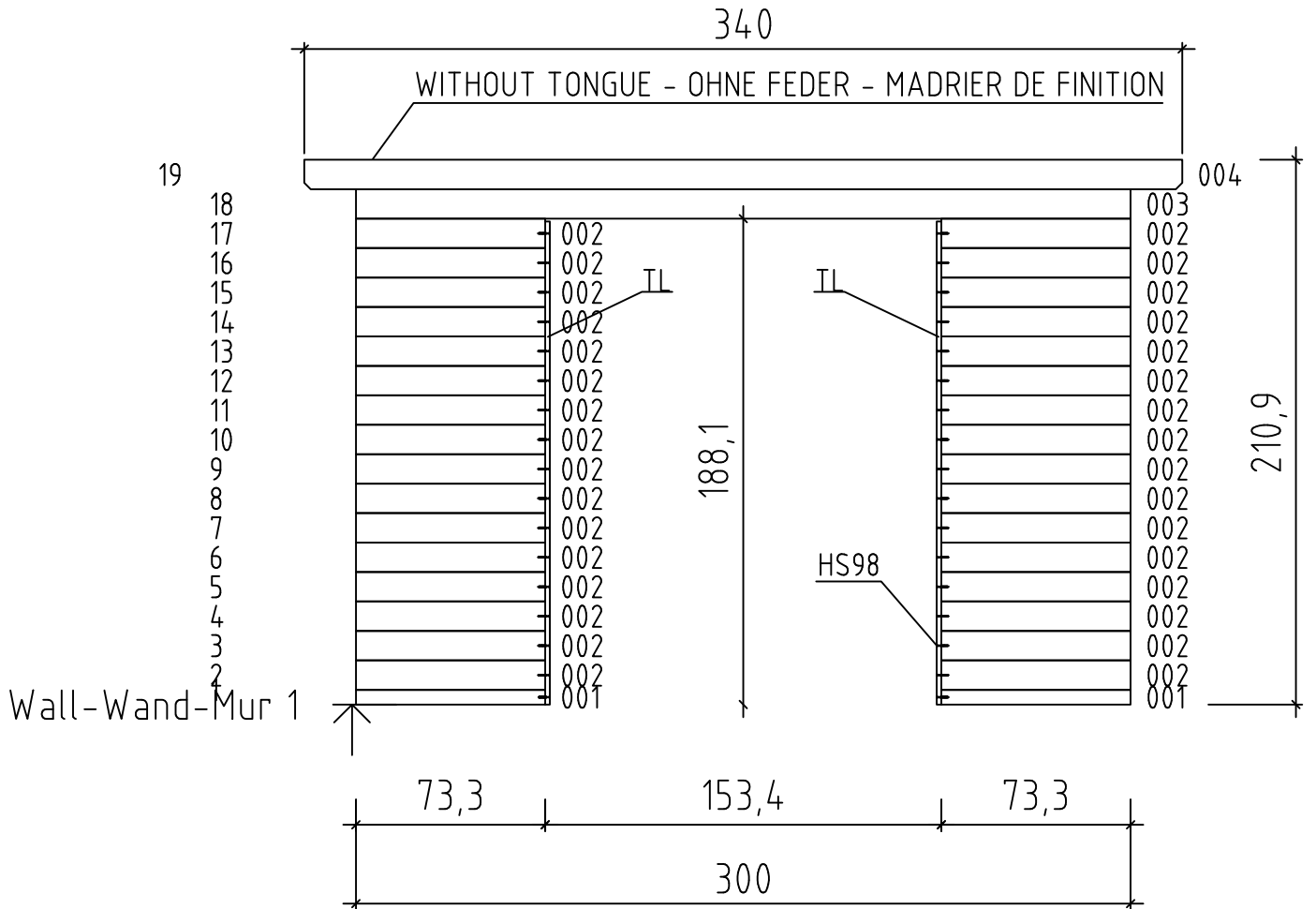



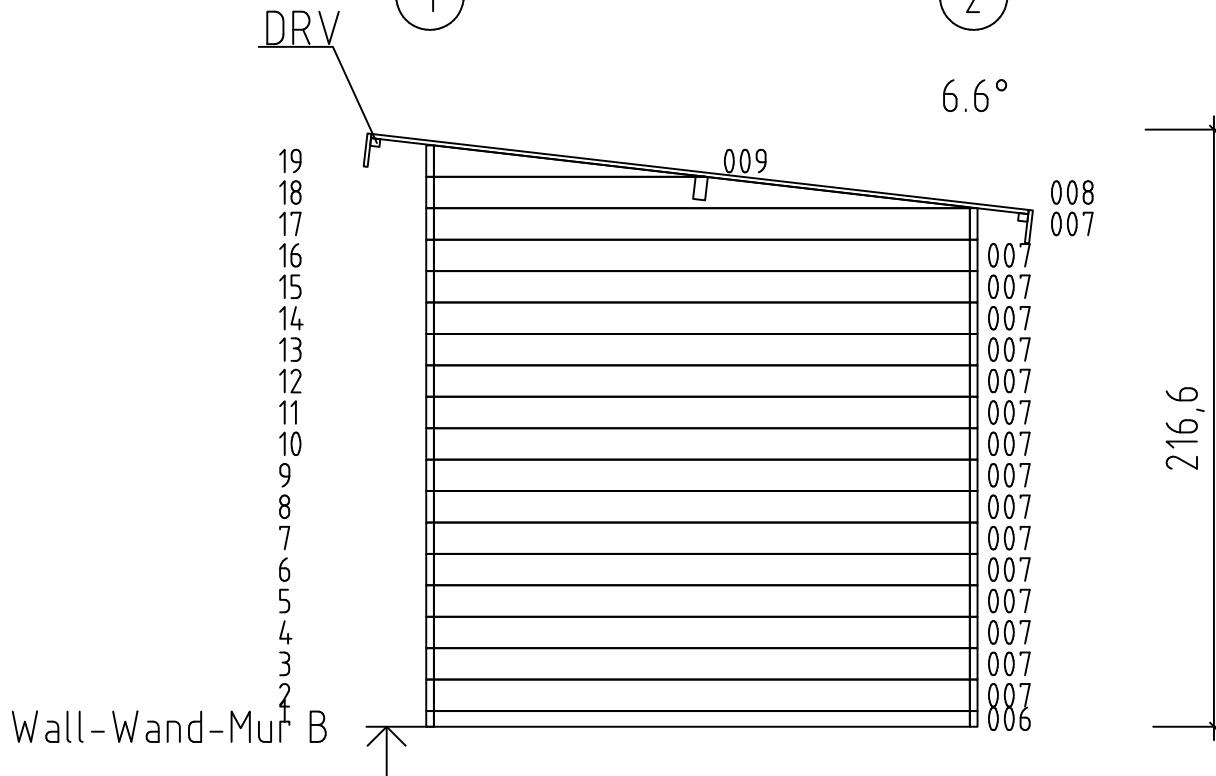
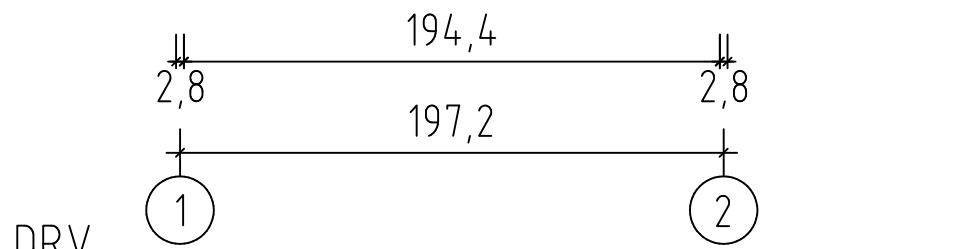
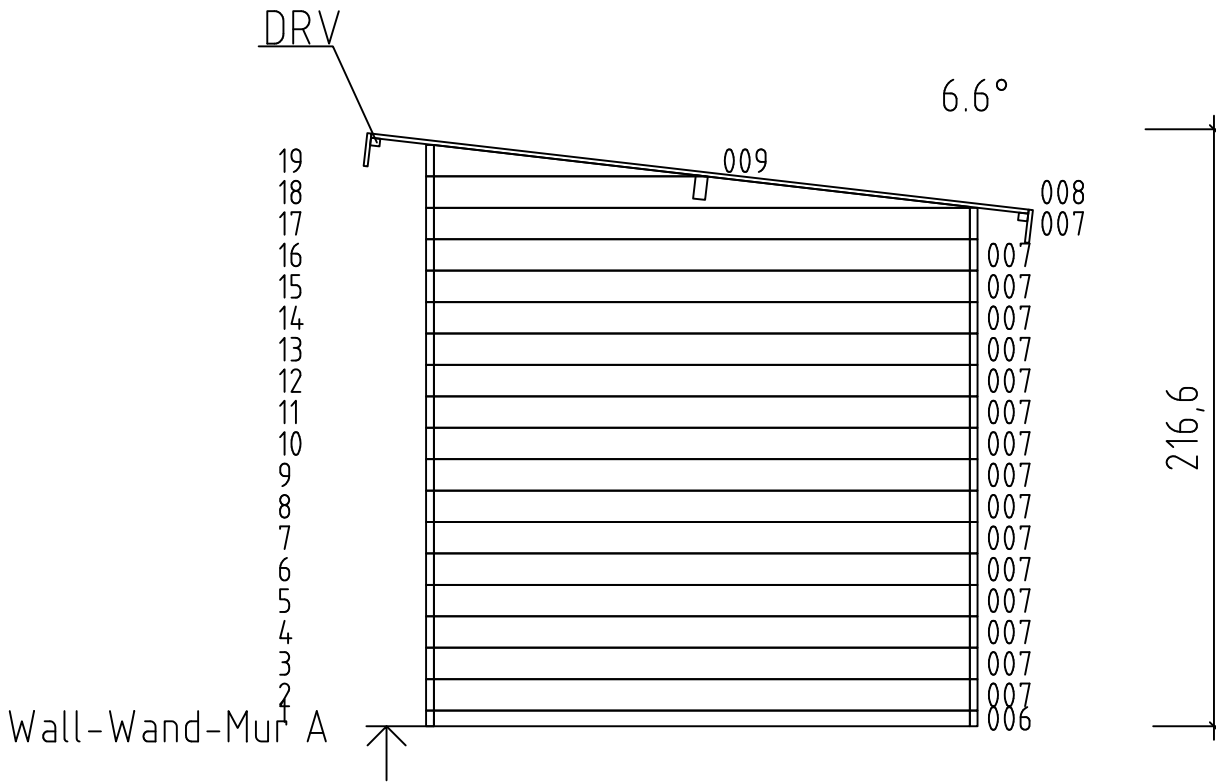
FOUNDATION - FUNDAMENT - FONDATION

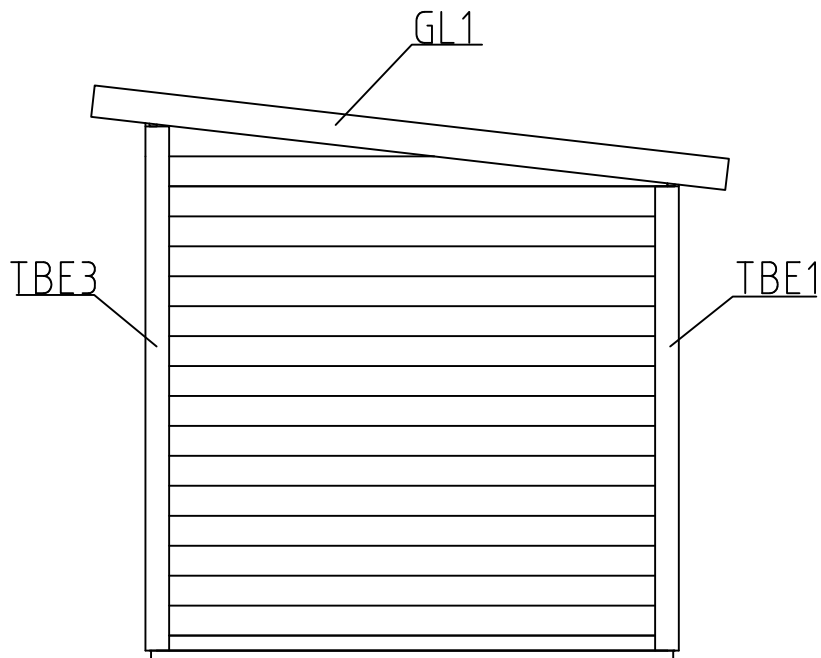

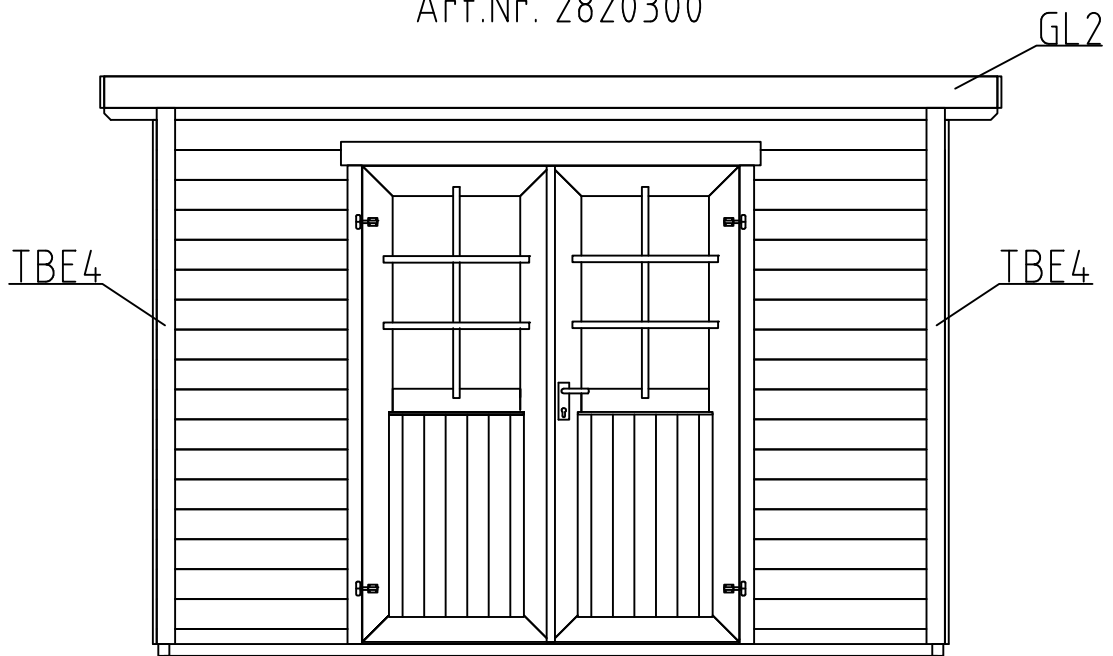









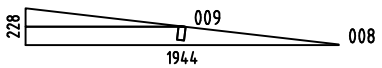
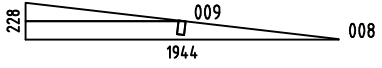


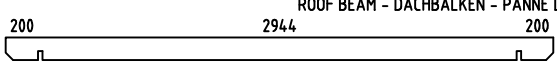













FLOOR BOARDS - FUSSBODENBRETTER - PLAN POSE PLANCHER














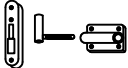
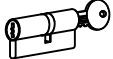
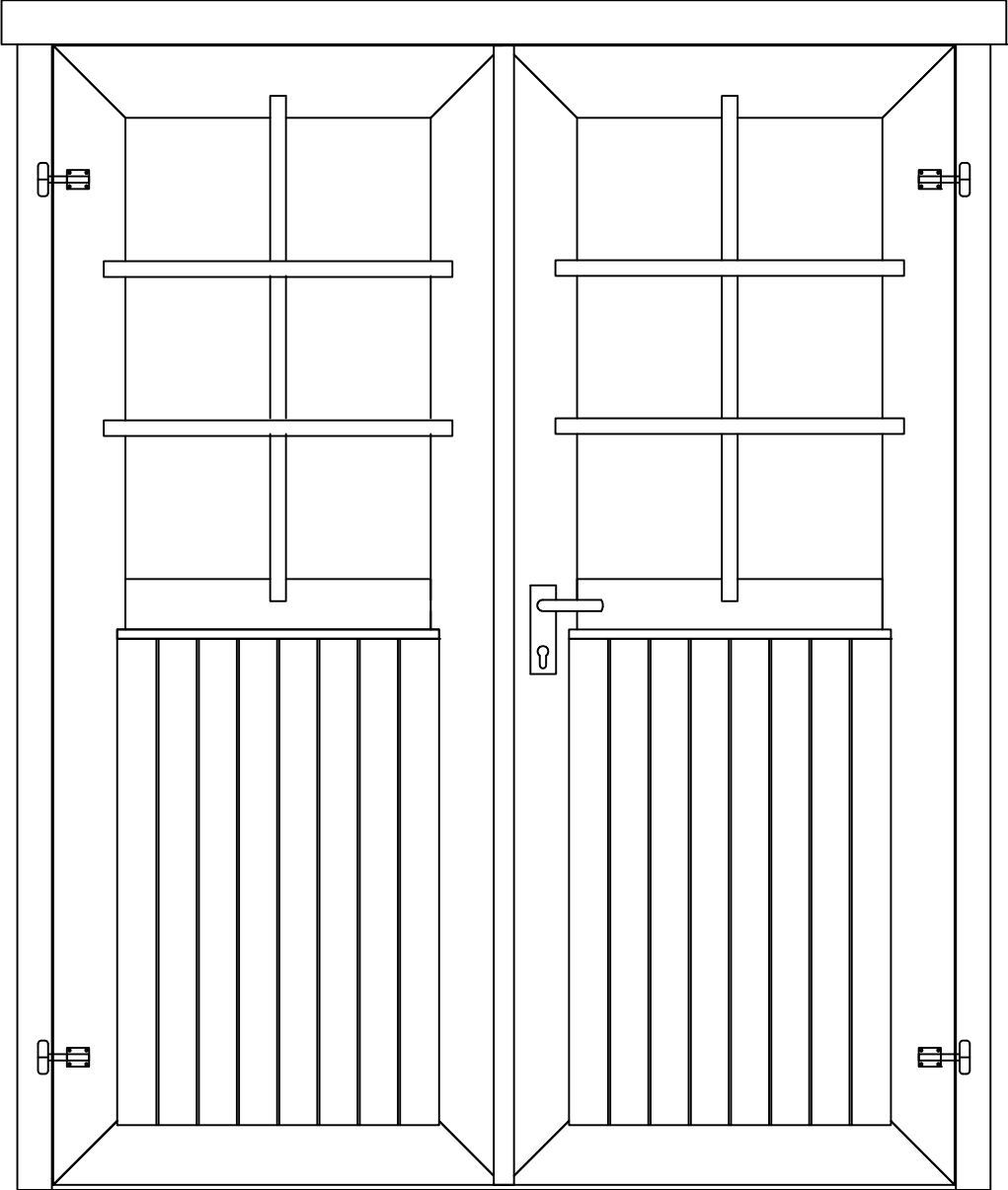






Pos	18.02.2014	Piece list - Stückliste - Liste des pièces Art.Nr. 2820300	6/8	Q.	P (mm)	L (mm)
001				2	28x57	733
002				32	28x114	733
003				16	28x114	3000
004				2	28x114	3400
005				1	28x57	3000
006				2	28x57	1944
007				32	28x114	1944
WA-1				1		
WB-1				1		
IAR2	 FOUNDATION - FUNDAMENT - FONDATION			5	45x45	2900
IAR1	 FOUNDATION - FUNDAMENT - FONDATION			2	45x45	1990
A.PR21	 ROOF BEAM - DACHBALKEN - PANNE DE TOIT			1	44x140	3400
	FLOOR BOARDS - FUSSBODENBRETTER - LAME DE PLANCHER			33	90x15	1940
	ROOF BOARDS - DACHBRETTER - VOLIGES			38	90x15	2400
FL	FLOOR FILLET-FUSSBODENLEISTE - CORNIERE DE FINITION DU PLANCHER				18x18	9.76
TBE2	CORNER FILLET - DECKLEISTE - PROFILS DE FINITION ANGLES A L'EXTERIEUR			2	15x70	1881
TBE4	CORNER FILLET - DECKLEISTE - PROFILS DE FINITION ANGLES A L'EXTERIEUR			2	15x70	2109
TBE1	CORNER FILLET - DECKLEISTE - PROFILS DE FINITION ANGLES A L'EXTERIEUR			2	15x90	1767
TBE3	CORNER FILLET - DECKLEISTE - PROFILS DE FINITION ANGLES A L'EXTERIEUR			2	15x90	1995
NP1	CORNER STUD - ECKPFOSTEN - POTEAUX POUR PREAU			2	44x44	1850
NP2	CORNER STUD - ECKPFOSTEN - POTEAUX POUR PREAU			2	44x44	2080
DRV	ROOF EDGE REINFORCEMENT - DACHRANDVERSTÄRKUNG - CORNIERE DE RENFORT DE BORD DE TOIT			2	28x34	3400
TL	FIXING FILLET - FIXIRUNGSLEISTE - PROFIL DE FIXATION			2	18x28	1850
GL1	GABLE MOULDING - GIEBELLEISTE - PLANCHE DE RIVE			2	15x120	2430
GL2	GABLE MOULDING - GIEBELLEISTE - PLANCHE DE RIVE			2	15x120	3400

Pos	18.02.2014	Piece list - Stückliste - Liste des pièces Art.Nr. 2820300	7/8	Q.	P (mm)	L (mm)
HS89		SCREW FOR GEORGIAN BARS - SCHRAUBE FÜR SPROSSEN - VIS DE BARRES GEORGIENNE		12	2.5x20	
HS22		SCREW FOR FIXING DOOR TO THE WALL - SCHRAUBE ZUR BEFESTIGUNG TÜR- ZARGE MIT WAND - VIS DE FIXATION DORMANT DE PORTE		2	3.5x50	
HS3		SCREW FOR DOOR FILLET - SCHRAUBE ZUR BEFESTIGUNG TÜRLEISTE - VIS D'ASSEMBLAGE DU CADRE DE PORTE		5	3x30	
HS59		SCREW FOR DOORSTEP - SCHRAUBEN FÜR SWELLE - VIS DE FIXATION DU SEUIL DE PORTE		3	3x30	
HS66		SCREW FOR CORNER FILLET - SCHRAUBE FÜR DECKLEISTE - VIS POUR PROFILS DE FINITION ANGLES A L'EXTERIEUR		48	3x35	
		SCREW FOR FIXING BOLT HINGE - SCHRAUBE FÜR TÜRRIGEL - VIS DE FIXATION POUR CHARNIERES ET GONDS DE PORTE		16	4x30	
HS32		SCREW FOR EAVES BOARDS - SCHRAUBEN FÜR TRAUFBRETT - VIS DE FIXATION POUR BANDEAU DE TOIT		26	4x40	
HS26		SCREW FOR ROOF EDGE REINFORCEMENT - SCHRAUBEN FÜR DACHRANDVERSTÄRKUNG - VIS POUR RENFORT DE BORD DE TOIT		16	4x40	
HS98		SCREW FOR FIXING FILLET OF DOOR - SCHRAUBEN FÜR FIXIRUNGSLEISTE - VIS POUR PROFIL DE FIXATION DES PORTES		34	4x40	
		SCREW FOR FIXING BOLT HINGE - SCHRAUBE FÜR TÜRRIGEL - VIS DE FIXATION POUR CHARNIERES ET GONDS DE PORTE		12	4x40	
HS56		SCREWS FOR WALL MOUNTING - SCHRAUBEN FÜR WANDMONTAGE - VIS DE FIXATION AU MUR		308	4x60	
HS77		SCREW FOR DOOR JAMB - SCHRAUBE FÜR TÜRRAHMEN - VIS DE FIXATION POUR MONTANT DE PORTE		2	4x60	
HS43		SCREW FOR ROOF BEAMS - SCHRAUBEN FÜR DACHBALKEN - VIS POUR PANNE DE TOIT		6	5x120	
HS42		SCREW FOR GABLE - SCHRAUBEN FÜR GIEBEL - VIS POUR FIXATION DES PIGNONS		12	5x120	
HS39		SCREW FOR FUNDAMENT - SCHRAUBEN ZUR BEFISTIGUNG FUNDAMENT - VIS POUR FONDATION		10	5x90	
HS41		SCREW FOR DOOR JAMB - SCHRAUBE FÜR TÜRRAHMEN - VIS DE FIXATION POUR MONTANT DE PORTE		2	5x90	
		SCREW FOR 1. WALL BEAM - SCHRAUBE FÜR 1. BOHLENREIHE - VIS DE FIXATION DES FONDATIONS		14	5x90	
NFF		ZN NAIL FOR FLOOR FILLET - ZN NÄGEL FÜR FUSSBODENLEISTE - POINTE POUR CORNIERE DE FINITION DU PLANCHER		20	1.4x40	
SH28		HAMMER BLOCK - SCHLAGHOLZ - CALLE DE FRAPPE		1		
TL		LATCH BOLT FÜR DOUBLE DOOR - TORRIEGEL - LOQUET POUR DOUBLE PORTE		2		
NF2		ZN NAIL FOR ROOF - ZN NÄGEL FÜR DACHBRETT - POINTE POUR TOIT		120	2x50	
NH1		ZN NAIL FOR FLOOR - ZN NÄGEL FÜR FUSSBODENBRETT - ZN CLOUS POUR PLANCHER		136	2x50	
TS3		DOOR HANDLE FITTINGS-TÜRGRIF - SET DE GARNITURES DE SERRURE DE PORTE		1		
TS4		SET OF DOOR LOCK COVERS - SCHLOSSBLENDEN - SET DE GARNITURES DE SERRURE DE PORTE		1		

Pos	18.02.2014 Piece list - Stückliste - Liste des pièces Art.Nr. 2820300	8/8	Q.	P (mm)	L (mm)
TT	MALE BOLT HINGE FOR DOOR - TÜRRIEGEL - PARTIE MALE DE CHARNIERE DE PORTE		4		
	CYLINDER LOCK - ZYLINDERSCHLOSS - CYLINDRE DE SERRURE		1		
	<p>DOOR - TÜR - PORTE 1494x1850 TUK.2056.MVP.MX28 MGA</p> <p>Milk glass - Milchglas - Verre opaque</p> 	1			