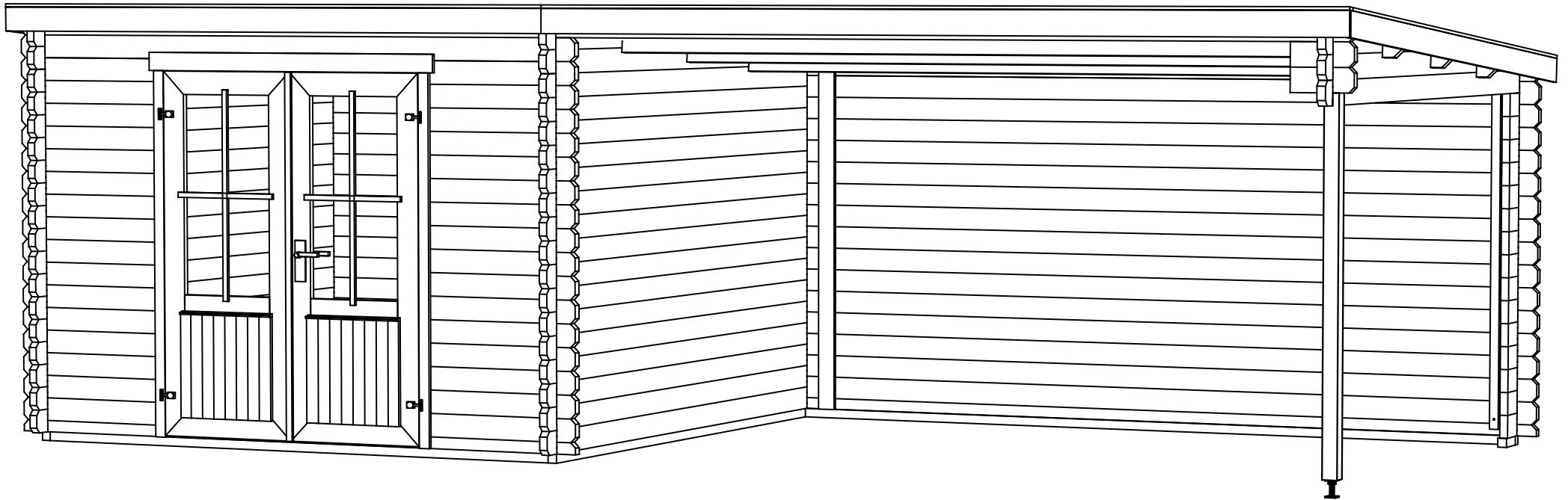


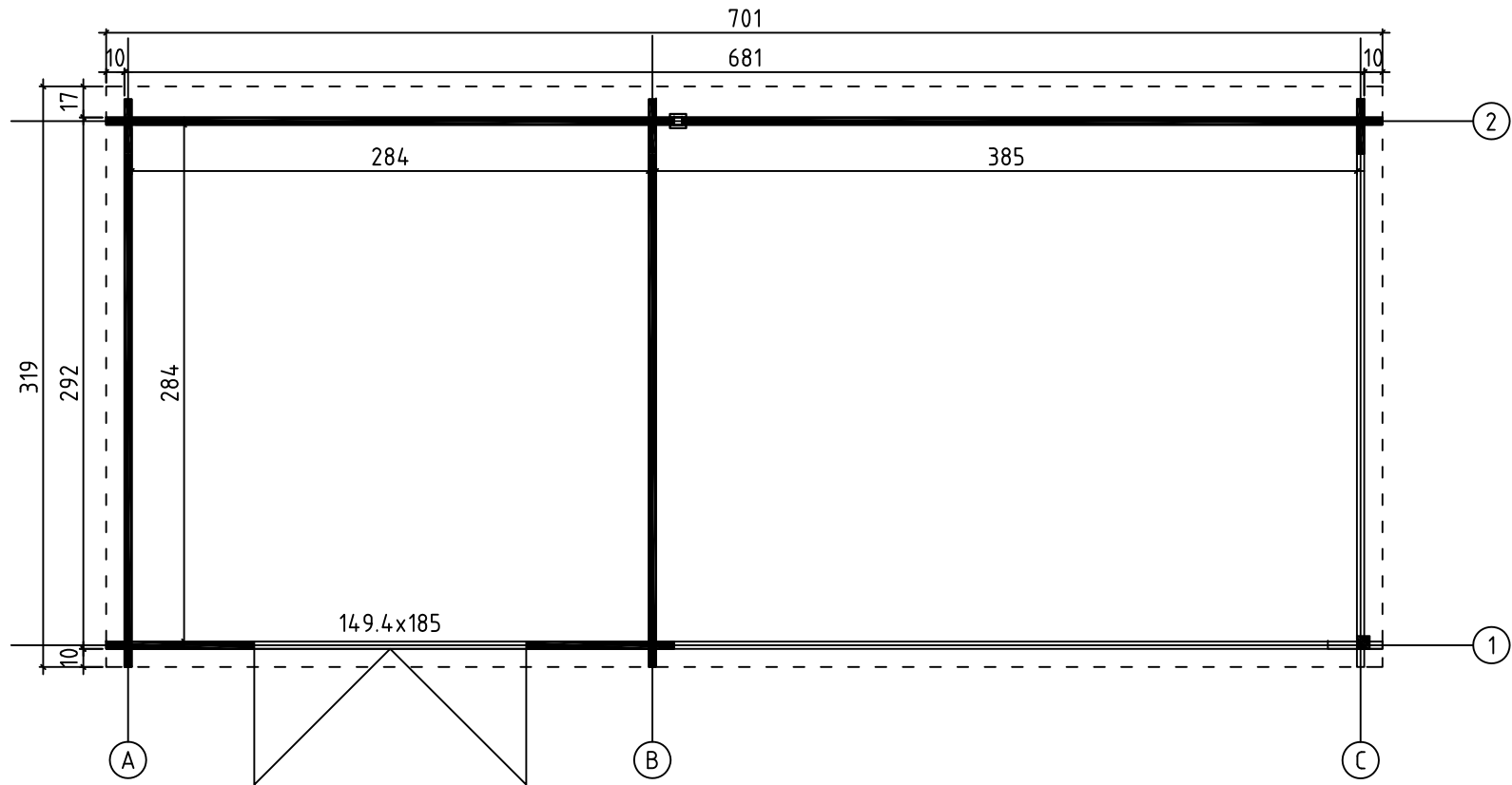
Art. Nr. 4011101

1/8

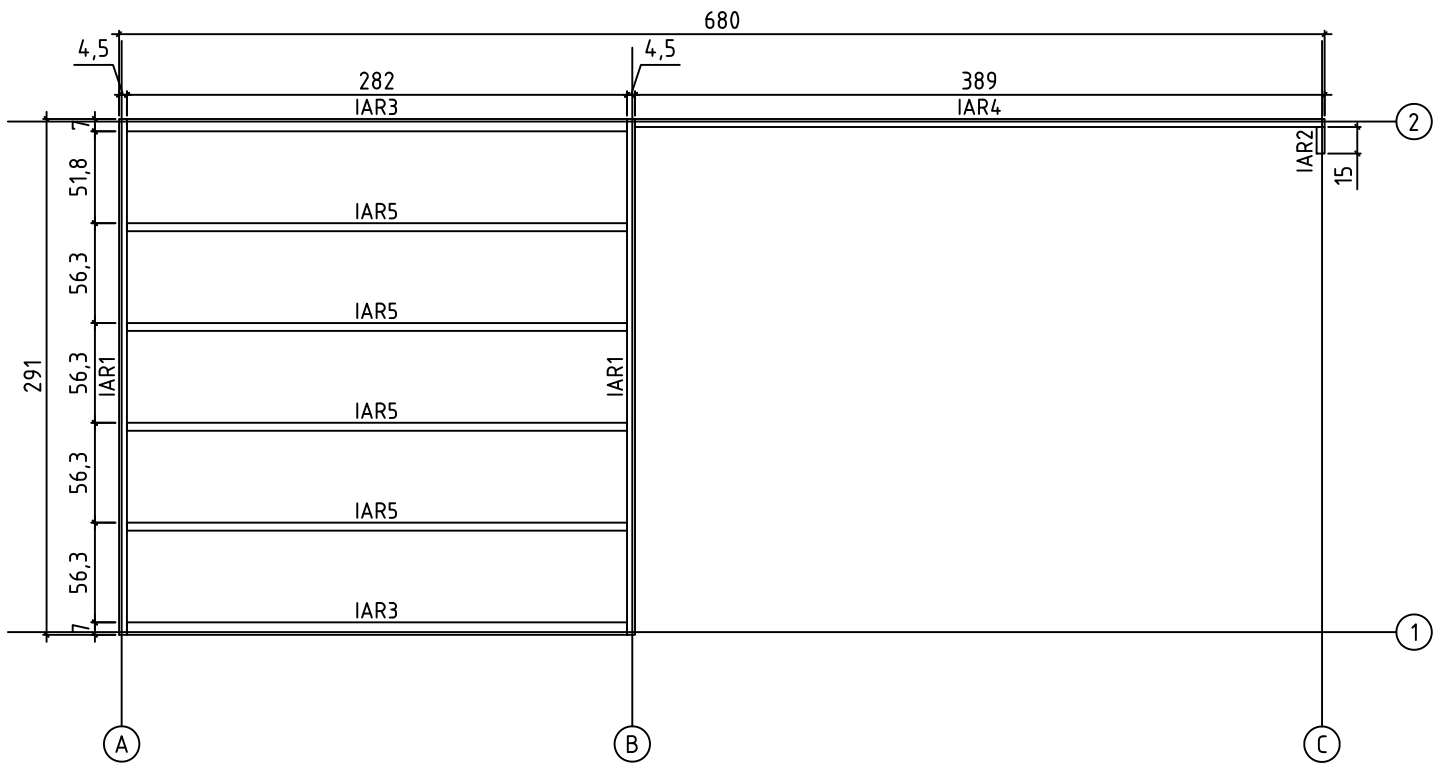


24.08.2015

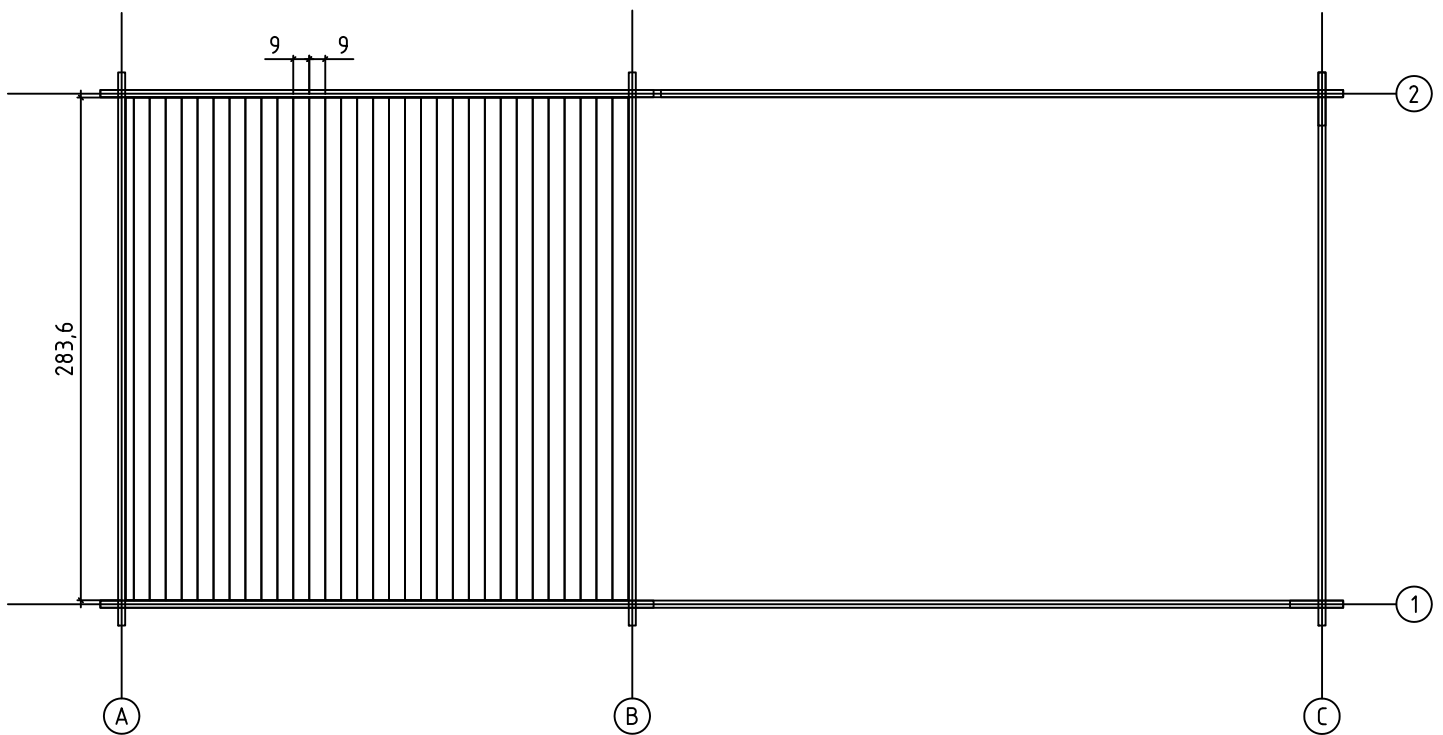
GROUNDPLAN - GRUNDPLAN - PLAN DE MASSE



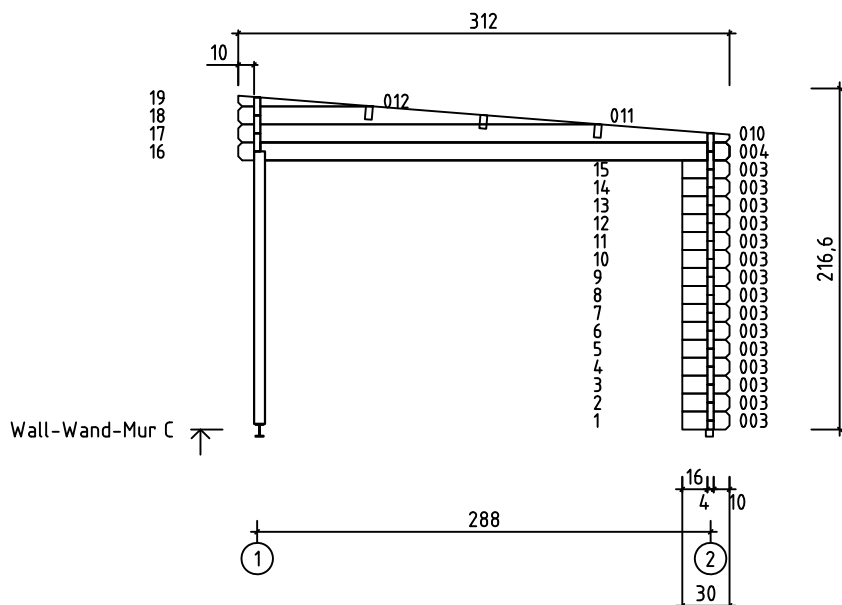
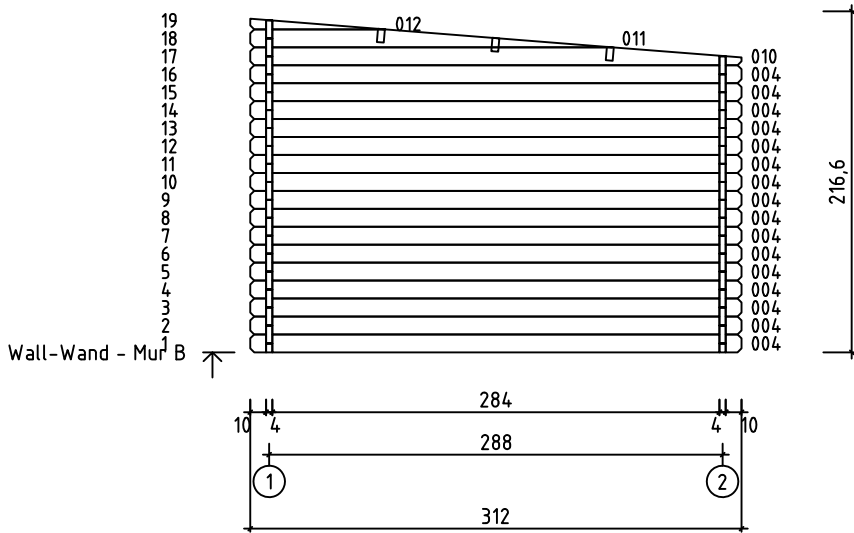
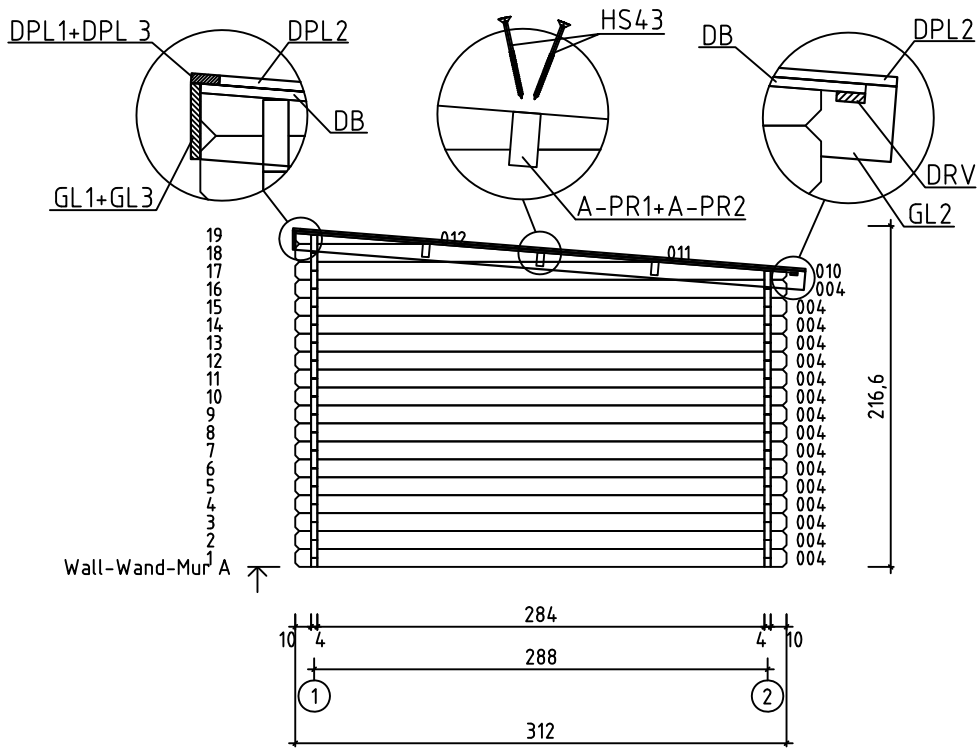
FOUNDATION - FUNDAMENT - FONDATION

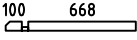
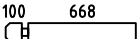

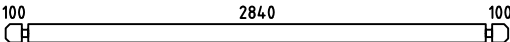
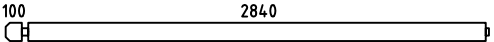
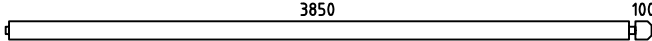
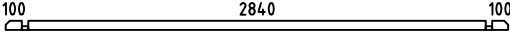
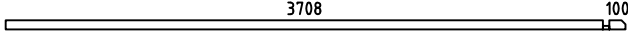
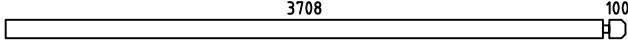
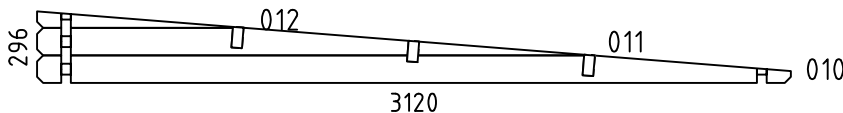





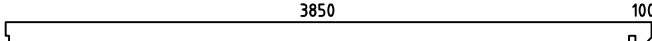
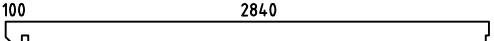

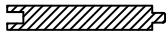







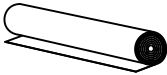
























FLOOR BOARDS - FUSSBODENBRETTER - LAME DE PLANCHER








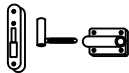
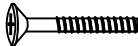
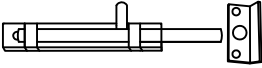

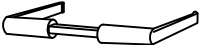

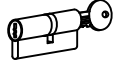

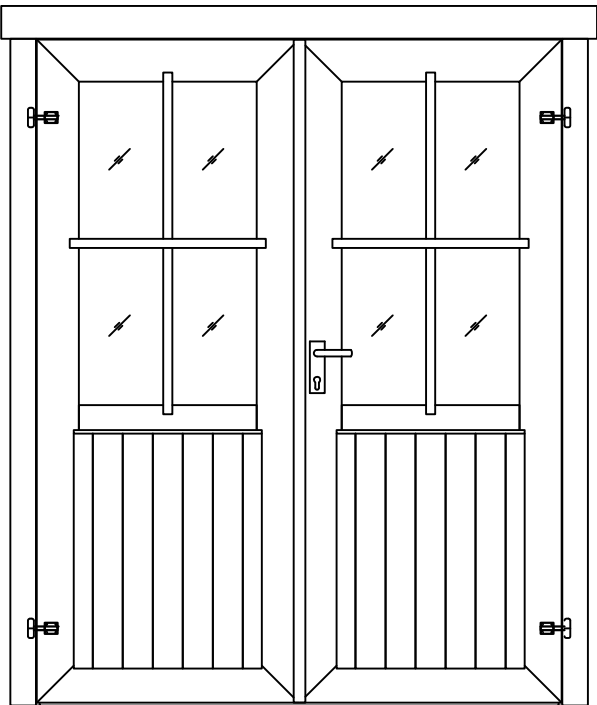






Pos	24.08.2015	Piece list - Stückliste - Liste des pièces Art.nr. 4011101	6/8	Q.	P (mm)	L (mm)
001				2	40x57	808
002				32	40x114	808
003				17	40x114	300
004				49	40x114	3120
005				2	40x114	3000
006				2	40x114	4010
007				1	40x57	3120
008				1	40x57	3848
009				15	40x114	3848
WA-1 WB-1 WC-1				1 1 1		
IAR3		FOUNDATION - FUNDAMENT - FONDATION		2	70x45	2820
IAR4		FOUNDATION - FUNDAMENT - FONDATION		1	45x45	3890
IAR1		FOUNDATION - FUNDAMENT - FONDATION		2	45x45	2910
IAR5		FOUNDATION - FUNDAMENT - FONDATION		4	45x45	2820
IAR2		FOUNDATION - FUNDAMENT - FONDATION		1	45x45	150
A-PR2		ROOF BEAM - DACHBALKEN - PANNE DE TOIT		3	44x140	4010
A-PR1		ROOF BEAM - DACHBALKEN - PANNE DE TOIT		3	44x140	3000
	FLOOR BOARDS - FUSSBODENBRETTER - LAME DE PLANCHER			32	90x18	2836
DB	ROOF BOARDS - DACHBRETTER - VOLIGES			78	90x15	3200
	FLOOR FILLET - FUSSBODENLEISTE - CORNIERE DE FINITION DU PLANCHER				18x18	11.34
	H-PROFILE - WANDVERBINDUNG - PROFILE H			1	72x90	1820
DPL1	ROOFING FELT FILLET - DACHPAPPENLEISTE - BAGUETTE DE FIXATION DU FEUTRE BITUMEUX			1	15x45	3015
DPL2	ROOFING FELT FILLET - DACHPAPPENLEISTE - BAGUETTE DE FIXATION DU FEUTRE BITUMEUX			2	15x45	3220
DPL3	ROOFING FELT FILLET - DACHPAPPENLEISTE - BAGUETTE DE FIXATION DU FEUTRE BITUMEUX			1	15x45	4025

Pos	24.08.2015	Piece list - Stückliste - Liste des pièces Art.nr. 4011101	7/8	Q.	P (mm)	L (mm)
DPP	ROOFING FELT (STRIP) - DACHPAPPE (BAHNEN) - FEUTRE BITUMEUX (BANDE)			4		7110
P	POST - PFOSTEN - POTEAU			1	70x70	1732
DRV	ROOF EDGE REINFORCEMENT - DACHRANDVERSTÄRKUNG - CORNIERE DE RENFORT DE BORD DE TOIT			2	15x45	3505
KFS	STORM PROTECTION - STURMLEISTE - LATTE ANTI-TEMPETE			3	22x45	1800
KFS	STORM PROTECTION - STURMLEISTE - LATTE ANTI-TEMPETE			2	22x45	2000
GL1	GABLE MOULDING - GIEBELLEISTE - PLANCHE DE RIVE			1	15x120	3015
GL2	GABLE MOULDING - GIEBELLEISTE - PLANCHE DE RIVE			2	15x120	3250
GL3	GABLE MOULDING - GIEBELLEISTE - PLANCHE DE RIVE			1	15x120	4025
	SCREW FOR GEORGIAN BARS - SCHRAUBE FÜR SPROSSEN - VIS DE BARRES GEORGIENNE			8	2.5x20	
	SCREW FOR POST - SCHRAUBEN FÜR PFOSTEN - VIS DE FIXATION DES POTEAUX			2	3.5x50	
HS22	SCREW FOR FIXING DOOR TO THE WALL - SCHRAUBE ZUR BEFESTIGUNG TUR - ZARGE MIT WAND - VIS POUR FIXATION DORMANT DE PORTE AU 1ER RANG DE MADRIER			2	3.5x50	
HS16	SCREW FOR GABLE MOULDING - SCHRAUBEN FÜR GIEBELLEISTE - VIS POUR FIXATION PLANCHE DE RIVE			38	3.5x50	
HS59	SCREW FOR DOORSTEP - SCHRAUBEN FÜR SWELLE - VIS POUR FIXATION BARRE DE SEUIL			3	3x30	
	SCREW FOR ROOF EDGE REINFORCEMENT - SCHRAUBEN FÜR DACHRANDVERSTÄRKUNG - VIS POUR FIXATION CORNIERE RENFORT DE BORD DE TOIT			16	3x30	
HS3	SCREW FOR DOOR FILLET - SCHRAUBE ZUR BEFESTIGUNG TÜRLEISTE - VIS POUR FIXATION BAGUETTE D'ARRET DE PORTE			5	3x30	
HS56	SCREW FOR FIXING BOLT HINGE - SCHRAUBE FÜR TÜRRIHEL - VIS POUR FIXATION GONDS DE PORTE - POUR OUVRANT			16	4x30	
HS58	SCREW FOR FIXING BOLT HINGE - SCHRAUBE FÜR TÜRRIHEL - VIS POUR FIXATION GONDS DE PORTE - POUR OUVRANT			12	4x40	
HS99	SCREWS FOR WALL MOUNTING - SCHRAUBEN FÜR WANDMONTAGE - VIS DE FIXATION AU MUR			1	4.5x80	
HS41	SCREW FOR DOOR JAMB - SCHRAUBE FÜR TÜRRAHMEN - VIS POUR FIXATION MONTANT DE PORTE			2	4x60	
HS43	SCREW FOR ROOF BEAMS - SCHRAUBEN FÜR DACHBALKEN - VIS POUR FIXATION PANNES DE TOIT			20	5x120	
	SCREW FOR 1. WALL BEAM - SCHRAUBE FÜR 1. BOHLENREIHE - VIS DE FIXATIONS 1ERE RANGEE DE MADRIERS AVEC POUTRELLES DE FONDATIONS			10	5x90	
	SCREW FOR FOUNDATION - SCHRAUBEN ZUR BEFESTIGUNG FUNDAMENT - VIS DE FIXATIONS DES POUTRELLES DE FONDATIONS			14	5x90	
HS41	SCREW FOR DOOR JAMB - SCHRAUBE FÜR TÜRRAHMEN - VIS POUR FIXATION MONTANT DE PORTE			2	5x90	
	SCREW FOR POST HEIGHT ADJUSTMENT - SCHRAUBEN FÜR REGULIERUNGSSCHRAUBE FÜR PFOSTEN - VIS DE FIXATION DE SUPPORT REGLABLE DE POTEAU			8	6x50	
	ZN NAIL FOR FLOOR FILLET - ZN NÄGEL FÜR FUSSBODENLEISTE - POINTE POUR CORNIERE DE FINITION DU PLANCHER			23	1.4x40	

Pos	24.08.2015	Piece list - Stückliste - Liste des pièces Art.nr. 4011101	8/8	Q.	P (mm)	L (mm)
SH40	HAMMER BLOCK - SCHLAGHOLZ - CALLE DE FRAPPE			1		
SFS	NUT FOR STORM PROTECTION - SCHRAUBENMUTTER FÜR STURMLEISTE - ECROU POUR LATTE ANTI-TEMPETE			10	D6	
	NUT FOR POST HEIGHT ADJUSTMENT - MUTTER FÜR REGULIERUNGSSCHRAUBE - ÉCROU POUR SUPPORT RÉGLABLE DE POTEAU			1	D16	
NF2	ZN NAIL FOR ROOF - ZN NÄGEL FÜR DACHBRETTER - POINTE POUR FIXATION VOLIGES DE TOIT			418	2x50	
	ZN NAIL FOR FLOOR - ZN NÄGEL FÜR FUSSBODENBRETTER - CLOUS POUR PLANCHER			198	2x50	
NFD	ZN NAIL FOR ROOFING FELT FILLET - ZN NÄGEL FÜR DACHPAPPENLEISTE - POINTE POUR BAGUETTE DE FIXATION FEUTRE BITUMEUX			32	2x40	
NF	ROOFING NAILS FOR ROOFING FELT - NÄGEL FÜR DACHPAPPE - POINTE POUR FIXATION FEUTRE BITUMEUX			250	2.8x15	
	MALE BOLT HINGE FOR DOOR - TÜRRIEGEL - PARTIE MALE DE PAUMELLE DE PORTE			4		
BFS	BOLT FOR STORM PROTECTION - BOLZEN FÜR STURMLEISTE - BOULON POUR LATTE ANTI-TEMPETE			10	6x70	
TL	LATCH BOLT FOR DOUBLE DOOR - TORRIEGEL - LOQUET POUR DOUBLE PORTE			2		90
DFS	WASHER FOR STORM PROTECTION - DICHTSCHEIBE FÜR STURMLEISTE - RONDELLE POUR LATTE ANTI-TEMPETE			10	D6	
TL4	DOOR HANDLE FITTINGS - TÜRGRIFF - POIGNEE DE PORTE			1		
TL5	SET OF DOOR LOCK COVERS - SCHLOSSBLENDEN - SET DE GARNITURES DE PORTE			1		
	CYLINDER LOCK - ZYLINDERSCHLOSS - BARILLET DE PORTE			1	30x30	
	POST HEIGHT ADJUSTMENT - REGULIERUNGSSCHRAUBE FÜR PFOSTEN - SUPPORT RÉGLABLE DE POTEAU			1	D16	
	DOOR - TÜR - PORTE 14.94x1850 XGA+28 TUK.2.044.XVP.MX40 Plexiglass - Plexiglas - Plexiglas			1		