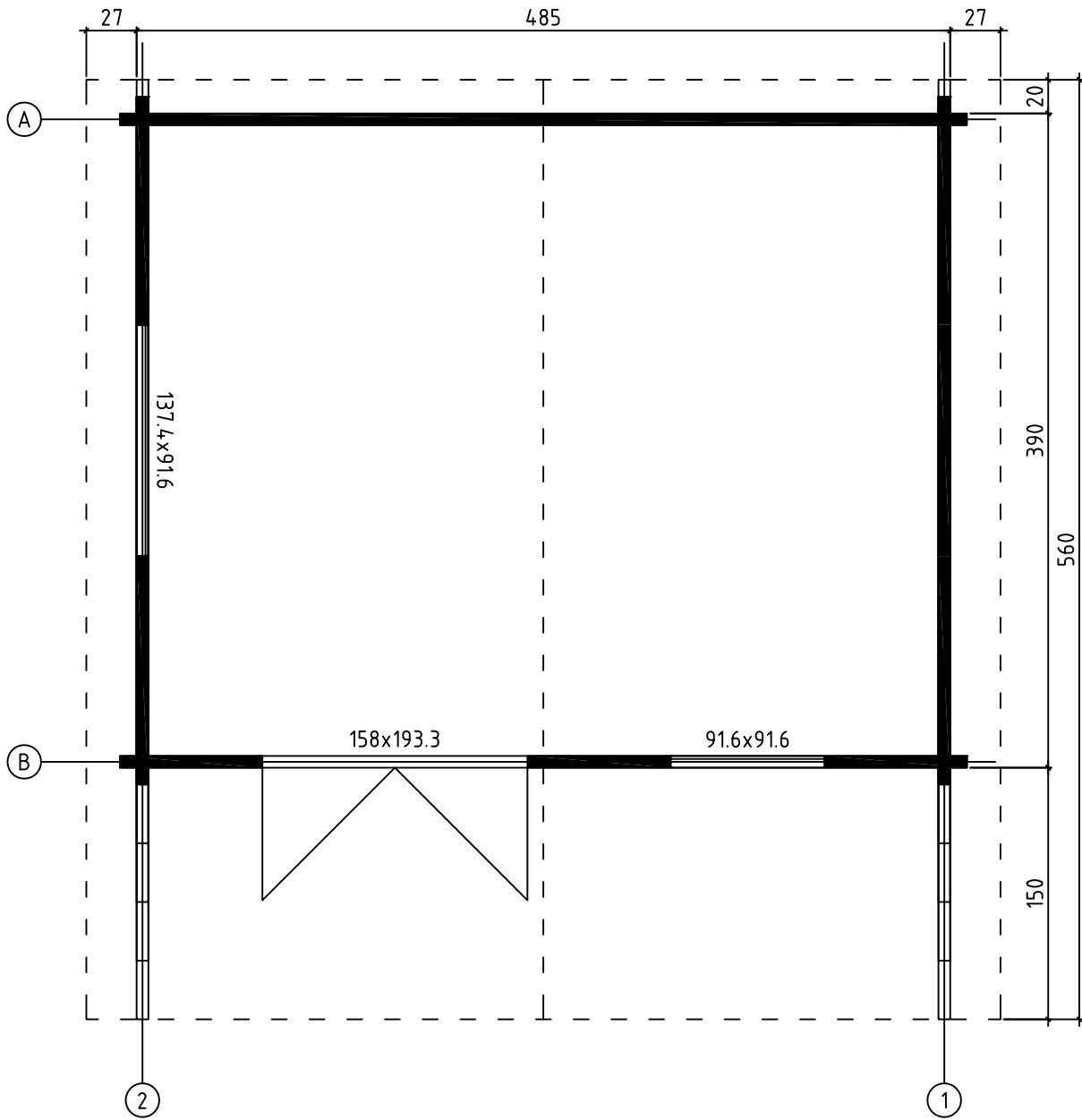


ART.NR. 700702

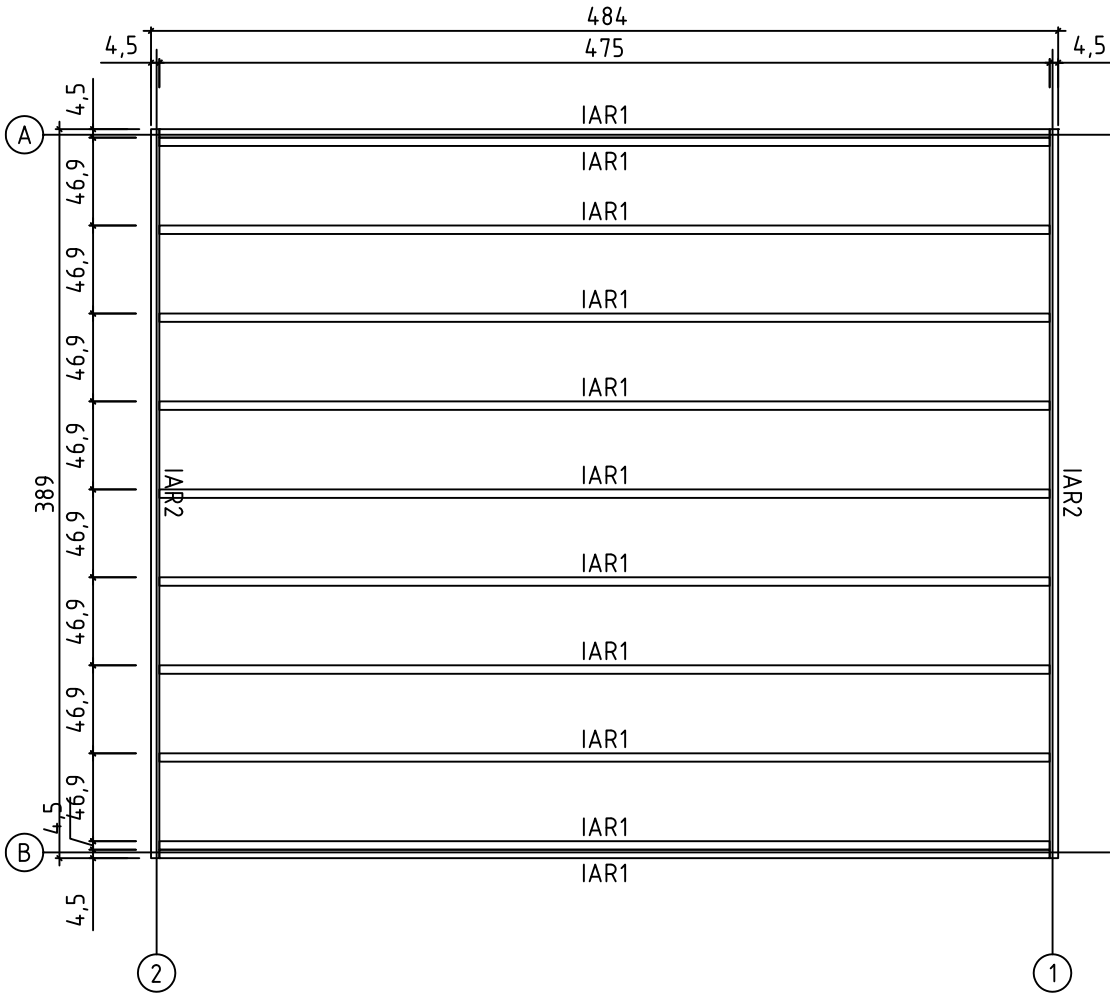
1/9



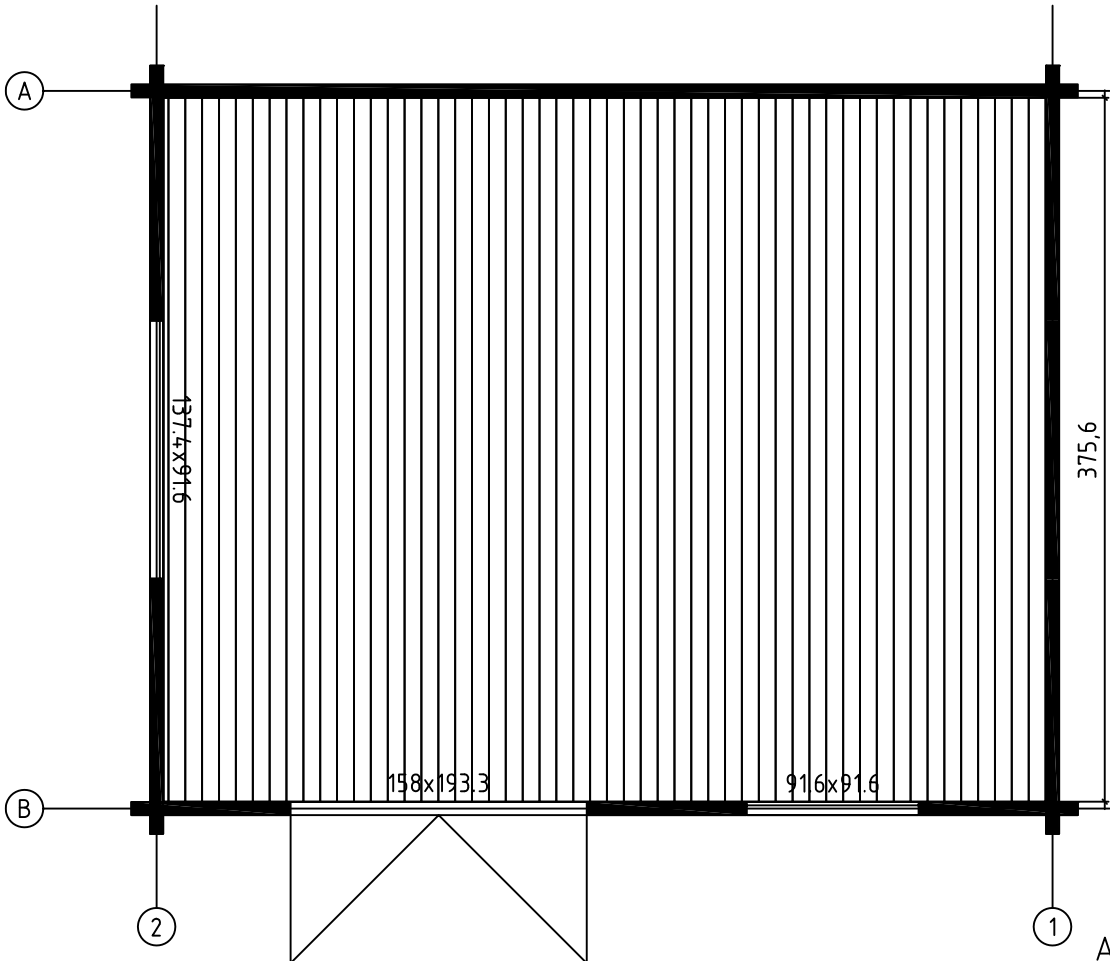
GROUNDPLAN - GRUNDPLAN - PLAN DE MASSE

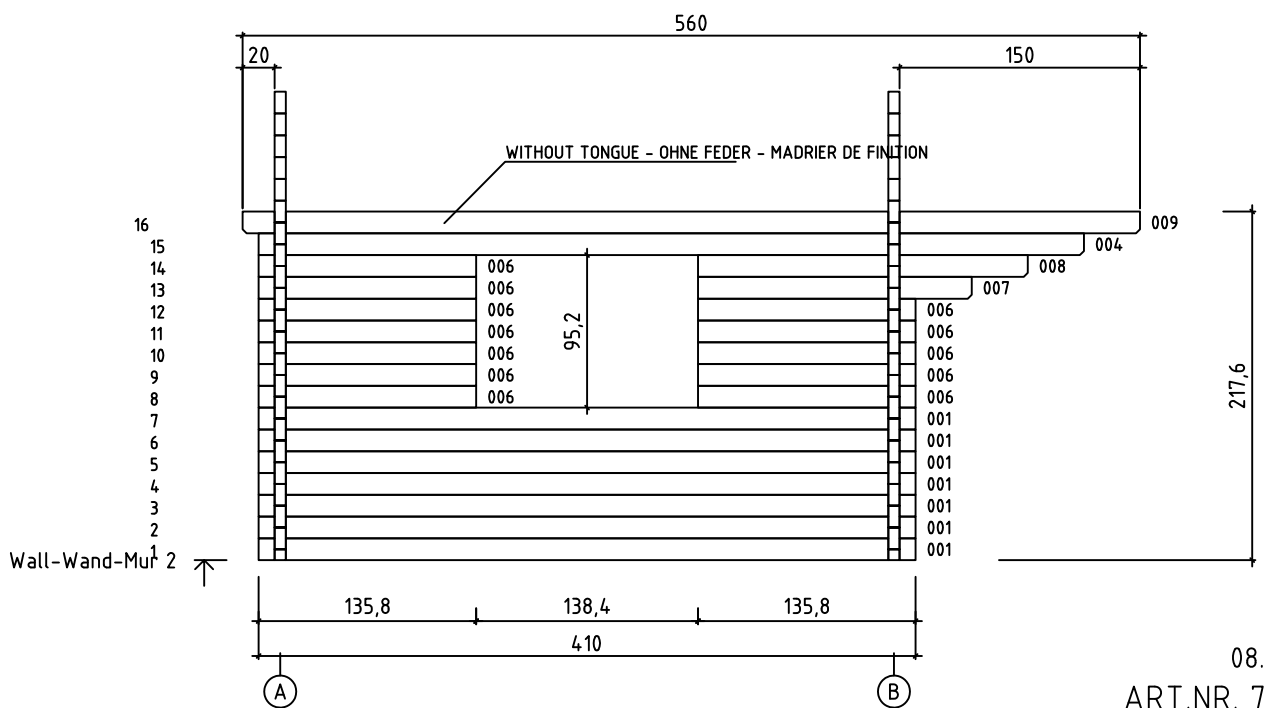
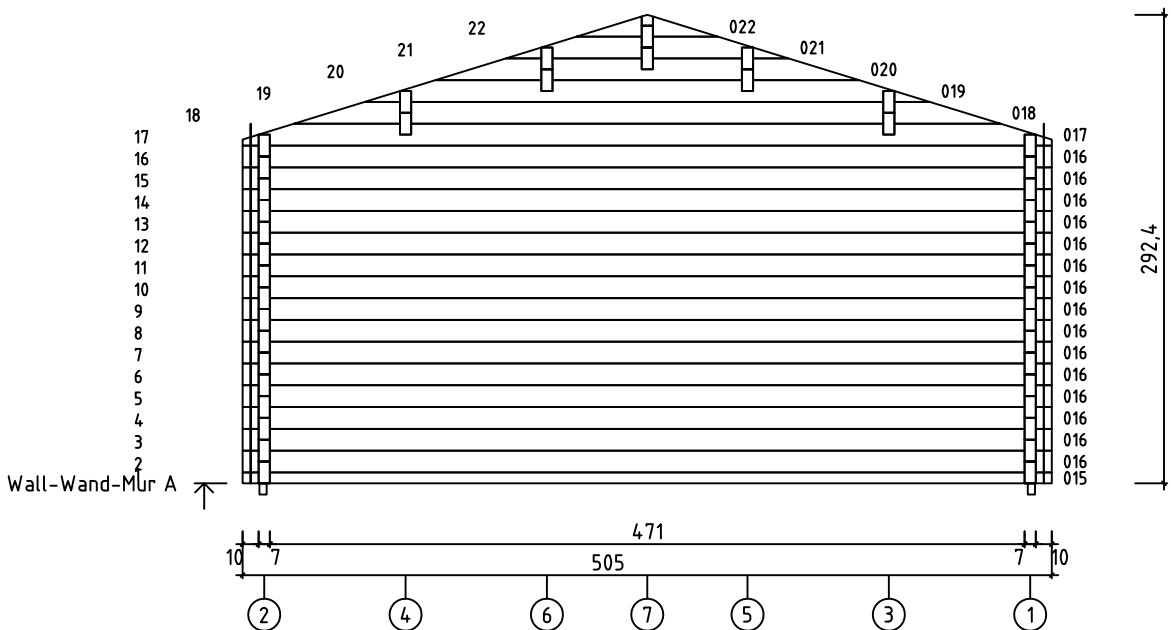
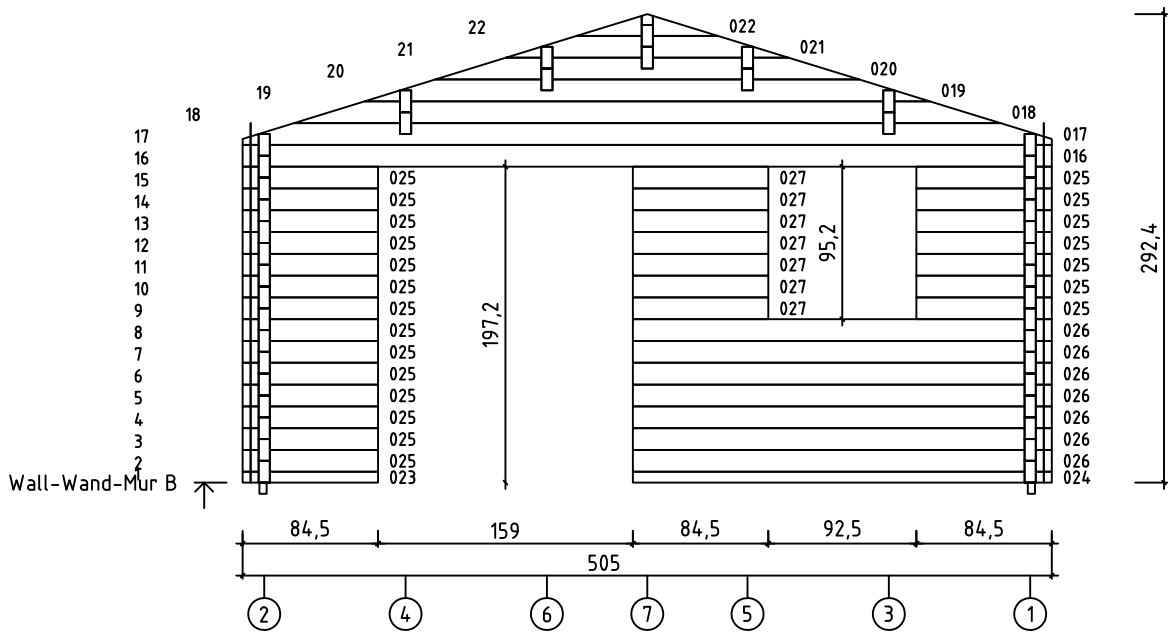


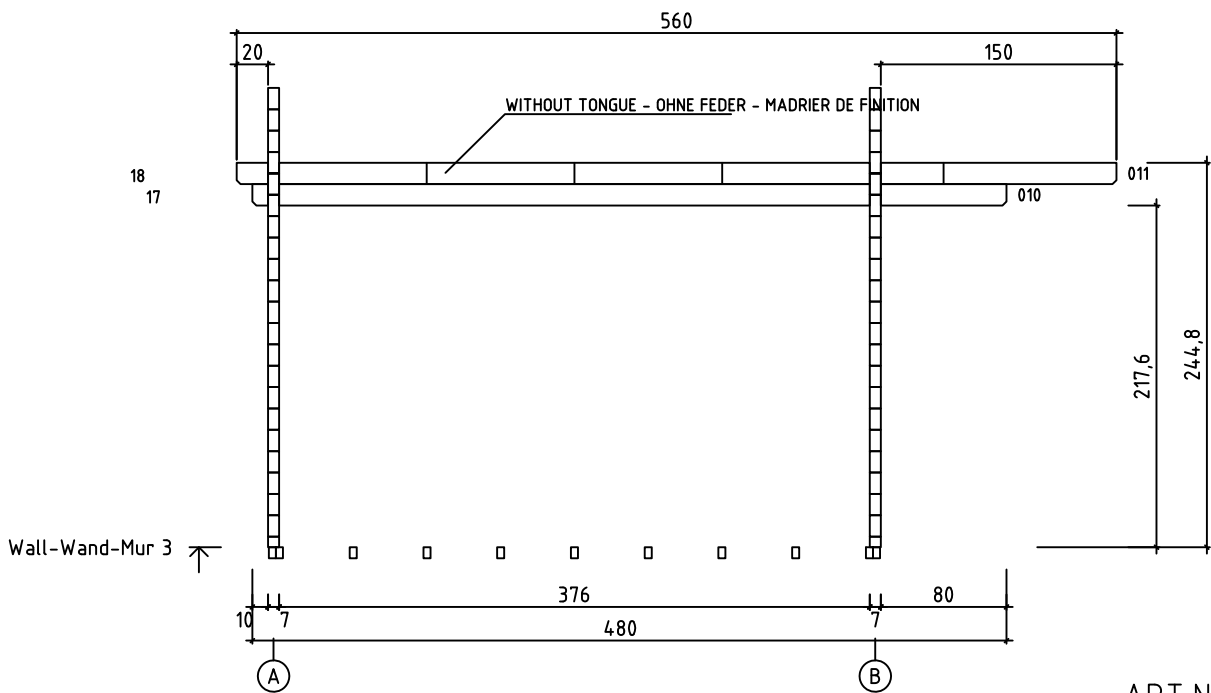
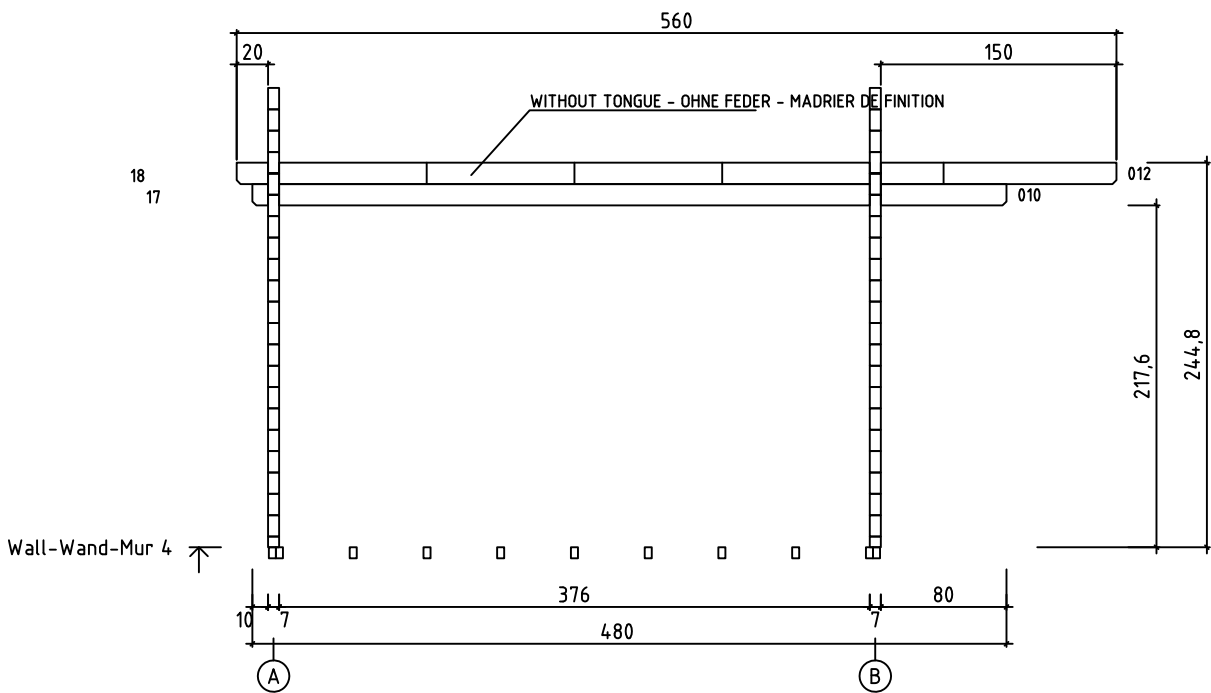
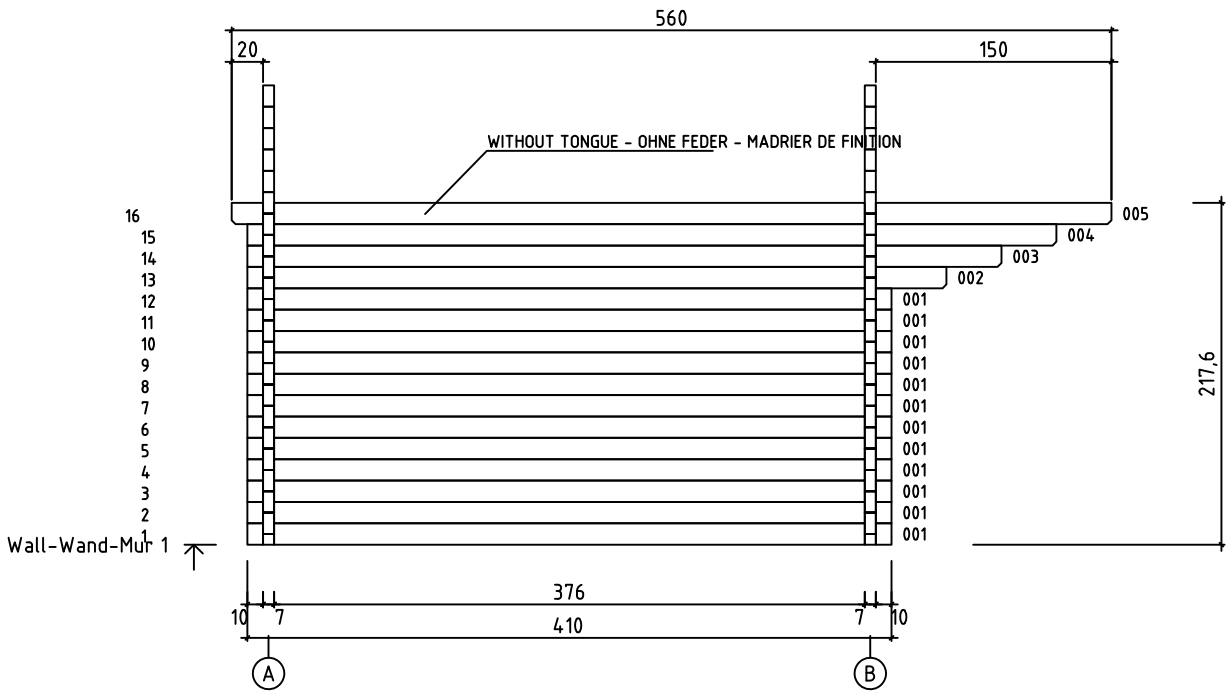
FOUNDATION - FUNDAMENT - FONDATION

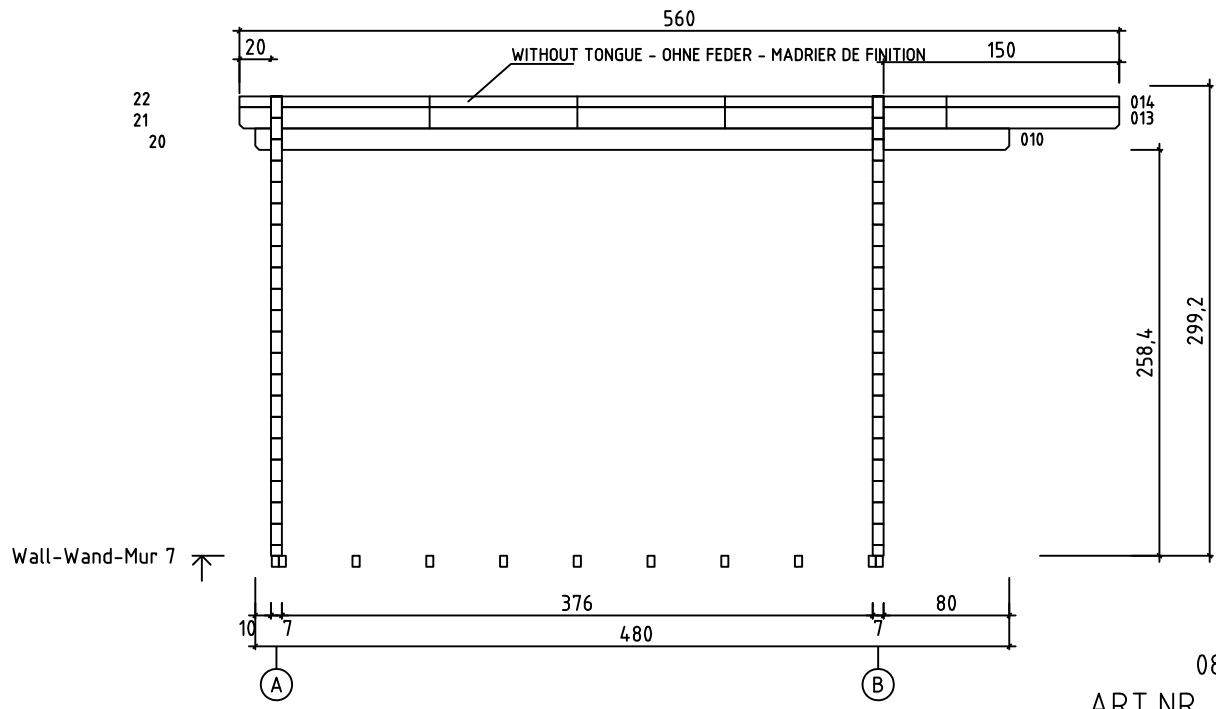
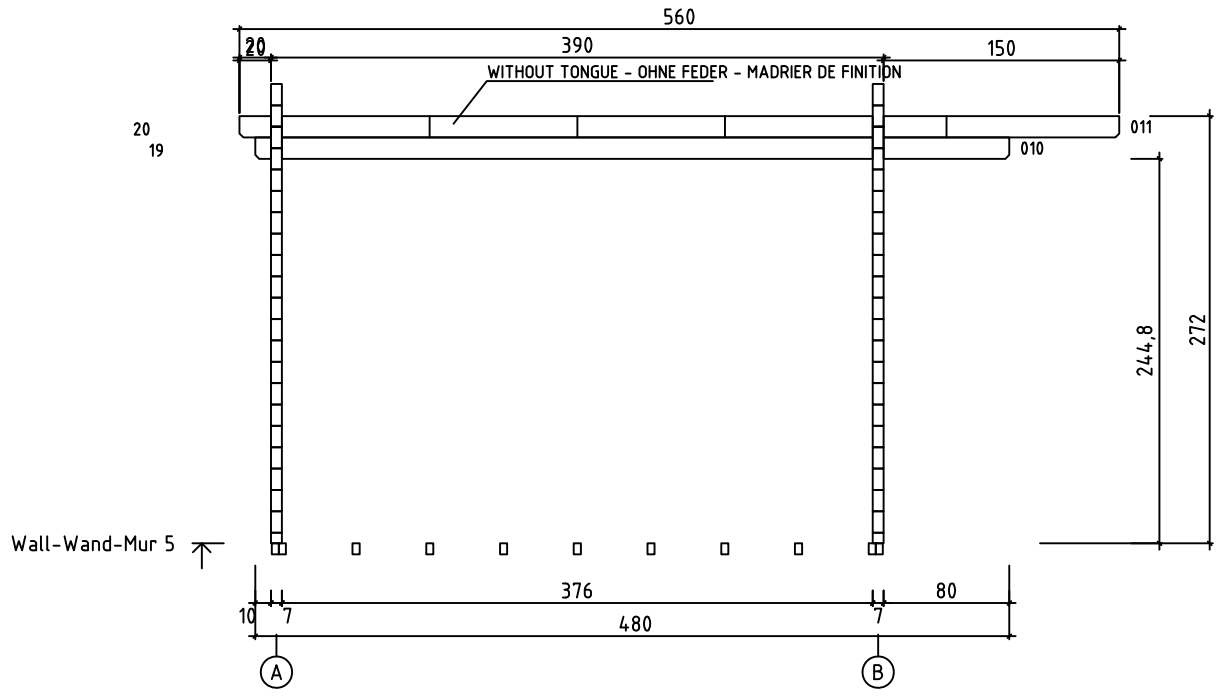
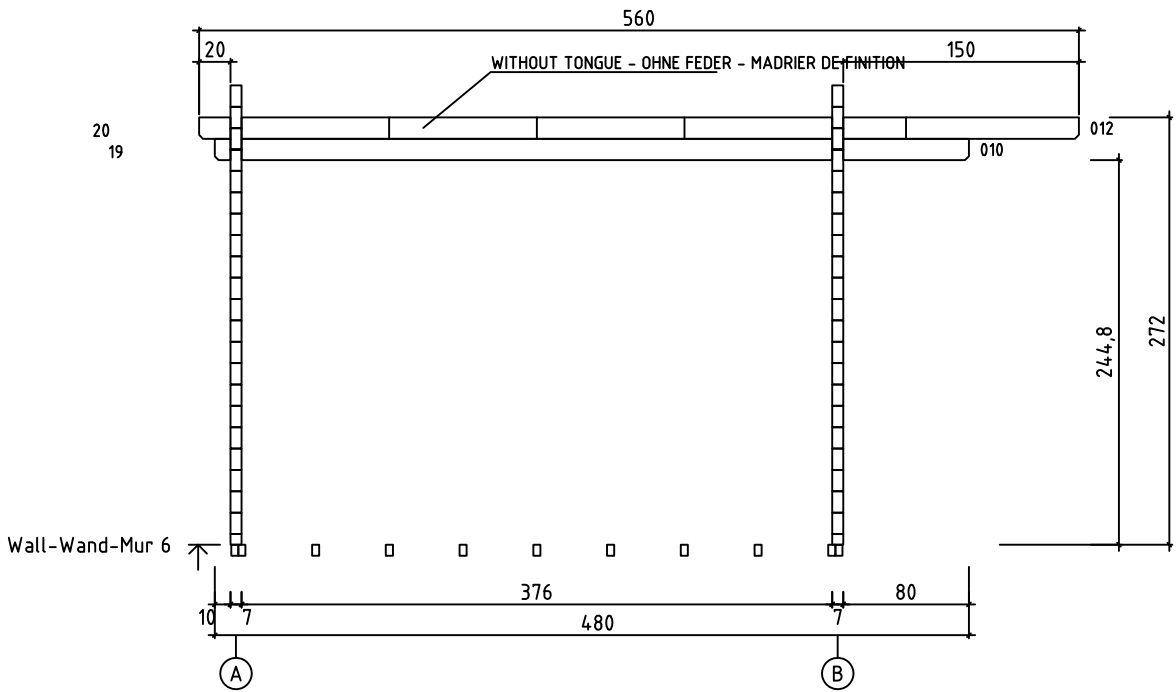


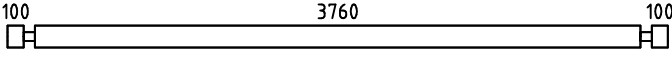
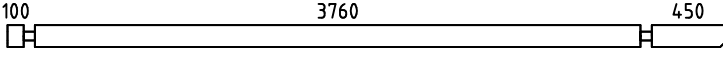

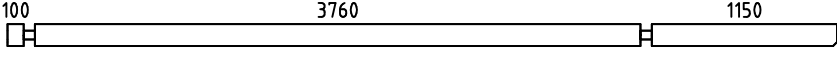



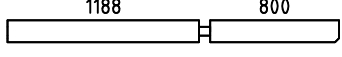


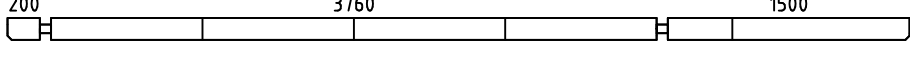
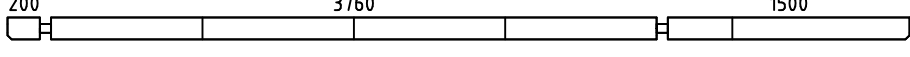
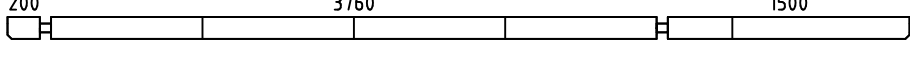








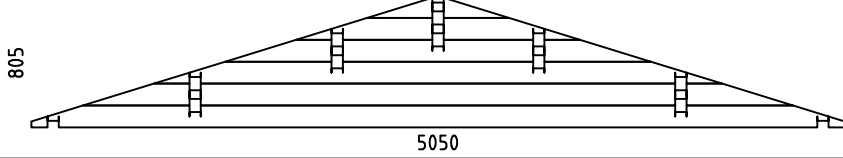
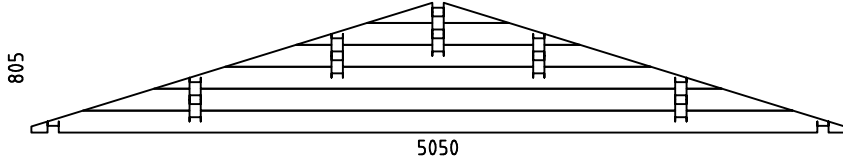
FLOOR BOARDS - FUSSBODENBRETTER - LAME DE PLANCHER







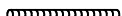

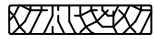


























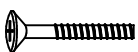


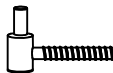
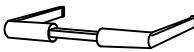
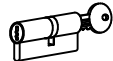
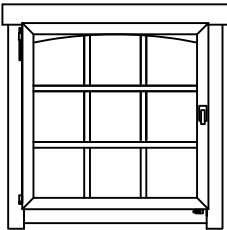
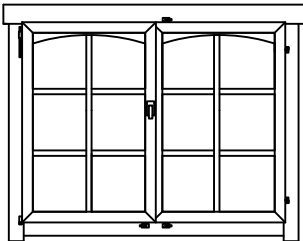






Pos	08.02.2011	ART.NR. 700702	7/9	St.	Profile (mm)	Lenght (mm)
001				19	70x136	4100
002				1	70x136	4450
003				1	70x136	4800
004				2	70x136	5150
005				1	70x136	5600
006				12	70x136	1358
007				1	70x136	1708
008				1	70x136	2058
009				1	70x136	5600
010				5	70x136	4800
011				2	70x136	5600
012				2	70x136	5600
013				1	70x136	5600
014				1	70x68	5600
015				1	70x68	5050
016				16	70x136	5050
023				1	70x68	845
024				1	70x68	2615
025				21	70x136	845
026				7	70x136	2615
027				7	70x136	845
WA-1				1		
WB-1				1		

Pos	08.02.2011	ART.NR. 700702	8/9	St.	Profile (mm)	Lenght (mm)
IAR1	FOUNDATION - FUNDAMENT - FONDATION 			11	45x70	4750
IAR2	FOUNDATION - FUNDAMENT - FONDATION 			2	45x70	3890
	FLOOR BOARDS - FUSSBODENBRETTER - LAME DE PLANCHER			53	90x18	3756
	ROOF BOARDS - DACHBRETTER - VOLIGES			126	90x18	2800
	FLOOR FILLET-FUSSBODENLEISTE - CORNIERE DE FINITION DU PLANCHER				18x18	16.92
	ROOFING FELT FILLET - DACHPAPPENLEISTE - BAGUETTE DE FIXATION DU FEUTRE BITUMEUX			4	18x58	2850
	TREADED ROD M12 - GEWINDESTANGE M12 - TIGE FILETÉE M12			4		180
	TREADED ROD M12 - GEWINDESTANGE M12 - TIGE FILETÉE M12 			4		2000
	EAVES BOARD - TRAUFBRETT - BANDEAU DE TOIT			4	18x90	2800
	ROOF EDGE REINFORCEMENT - DACHRANDVERSTÄRKUNG - CORNIERE DE RENFORT DE BORD DE TOIT			4	28x34	2800
	GABLE MOULDING - GIEBELLEISTE PLANCHE DE RIVE 			4	18x120	2850
	WINDOW HANDLE FITTINGS-FENSTERGRIFF - POIGNÉE D'OUVERTURE DE FENETRE			2		
	LENGTHENING BOLT FOR TREADED ROD -VERLÄNGERUNGSMUTTER FÜR GEWINDESTANGE - MANCHON DE RACCORDEMENT DE TIGE FILETÉE			4		
	DRIVE NUT TREADED ROD - EINSHLAGMUTTER FÜR GEWINDESTANGE - ÉCROU A FRAPPER POUR TIGE FILITÉE			4		
	NUT FOR TREADED ROD - MUTTER MUTTER FÜR GEWINDESTANGE - ÉCROU POUR TIGE FILETÉE			4		
	PLAIN WASHER TREADED ROD - UNTERLEGSSCHEIBE FÜR GEWINDESTANGE - RONDELLE PLATE POUR TIGE FILETÉE			4		
	SCREW FOR GABLE SEGMENT - SCHRAUBEN FÜR DECKBLATT - VIS POUR FIXATION LOSANGE DE FINITION			4	3.5x45	
	SCREW FOR ROOF BOARDS - SCHRAUBEN FÜR DACHBRETTER - VIS D'ASSEMBLAGE DES VOLIGES DE TOIT			524	3.5x50	
	SCREW FOR FLOOR BOARDS - SCHRAUBEN FÜR FUSSBODENBRETTER - VIS D'ASSEMBLAGE DES LAMES DE PLANCHER			486	3.5x50	
	SCREW FOR GABLE MOULDING - SCHRAUBEN FÜR GIEBELLEISTE - VIS DE FIXATION POUR PLANCHE DE RIVE			32	3.5x50	
	SCREW FOR FILLET - SCHRAUBE ZUR BEFESTIGUNG TÜRLEISTE - VIS D'ASSEMBLAGE DU CADRE DE PORTE			5	3x30	
	SCREW FOR EAVES BOARDS - SCHRAUBEN FÜR TRAUFBRETTER - VIS DE FIXATION POUR BANDEAU DE TOIT			26	4x40	
	SCREW FOR ROOF EDGE REINFORCEMENT - SCHRAUBEN FÜR DACHRANDVERSTÄRKUNG - VIS POUR RENFORT DE BORD DE TOIT			26	4x40	
	SCREW FOR ROOF BEAMS - SCHRAUBEN FÜR DACHBALKEN - VIS POUR PANNE DE TOIT			14	5x120	
	SCREW FOR GABLE - SCHRAUBEN FÜR GIEBEL - VIS POUR FIXATION DES PIGNONS			24	5x120	

Pos	08.02.2011	ART.NR. 700702	9/9	St.	Profile (mm)	Lenght (mm)
	SCREW FOR 1. WALL BEAM - SCHRAUBE FÜR 1. BOHLENREIHE - VIS DE FIXATION DES FONDATIONS			8	5x120	
	SCREW FOR FUNDAMENT - SCHRAUBEN ZUR BEFESTIGUNG FUNDAMENT - VIS POUR FONDATION			24	5x90	
	SCREW FOR DOOR JAMB - SCHRAUBE FÜR TÜRRAHMEN - VIS DE FIXATION POUR MONTANT DE PORTE			4	5x90	
	SCREW FOR FIXING ROOF BEAMS - VERBINDUNGSSCHRAUBEN FÜR DACHPFETTEN - VIS DE FIXATION DES PANNES DE TOIT			20	8x220	
	ZN NAIL FOR FLOOR FILLET - ZN NÄGEL FÜR FUSSBODENLEISTE - POINTE POUR CORNIERE DE FINITION DU PLANCHER			38	1.4x40	
	HAMMER BLOCK - SCHLAGHOLZ - CALLE DE FRAPPE			1		
	SCREW FOR DOORSTEP - SCHRAUBEN FÜR SWELLE - VIS DE FIXATION DU SEUIL DE PORTE			3	4.5x65	
	ZN NAIL FOR ROOFING FELT FILLET - ZN NÄGEL FÜR DACHPAPPENLEISTE - POINTE POUR BAGUETTE FIXATION FEUTRE BITUMEUX			24	2x40	
	BOLT FOR WINDOW HANDLE FITTINGS - BOLZEN FÜR FENSTERGRIFF BESCHLAG - BOULON POUR POIGNÉE D'OUVERTURE DE FENETRE			4		
	GABLE SEGMENT-DECKBLATT - LOSANGE DE FINITION			2		
	SET OF DOOR LOCK COVERS - SCHLOSSBLENDEN - SET DE GARNITURES DE SERRURE DE PORTE			1		
	MALE BOLT HINGE FOR DOOR - TÜRRIEGEL - PARTIE MALE DE CHARNIERE DE PORTE			6		
	DOOR HANDLE FITTINGS-TÜRGRIF - SET DE GARNITURES DE SERRURE DE PORTE			1		
	CYLINDER LOCK - ZYLINDERSCHLOSS - CYLINDRE DE SERRURE			1		
	WINDOW-FENSTER-FENETRE 916x916	AK.1.109.PSV.K7		1		
	WINDOW-FENSTER-FENETRE 1374x916	TAK.1.106.PSV.K7		1		
						
	DOOR-TÜR-PORTE 1580x1933	TUK.2.056.PVV.MMK7		1		
	