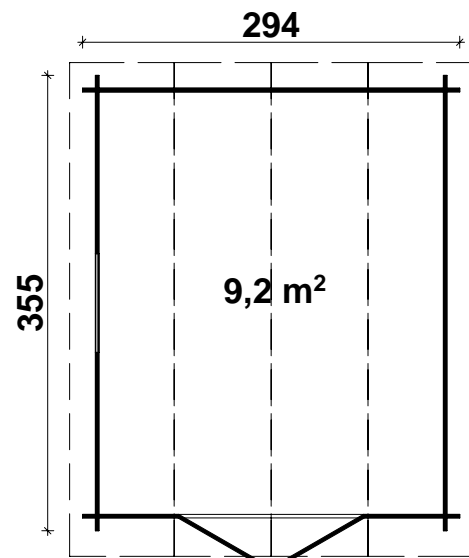


Techn. Data: Colorado 28











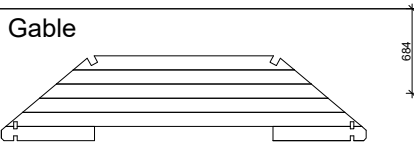


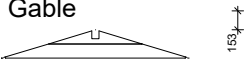












Log length (W x D): 294 x 355 cm

Wall size(outside): 274 x 335 cm · Log thickness: 28 mm


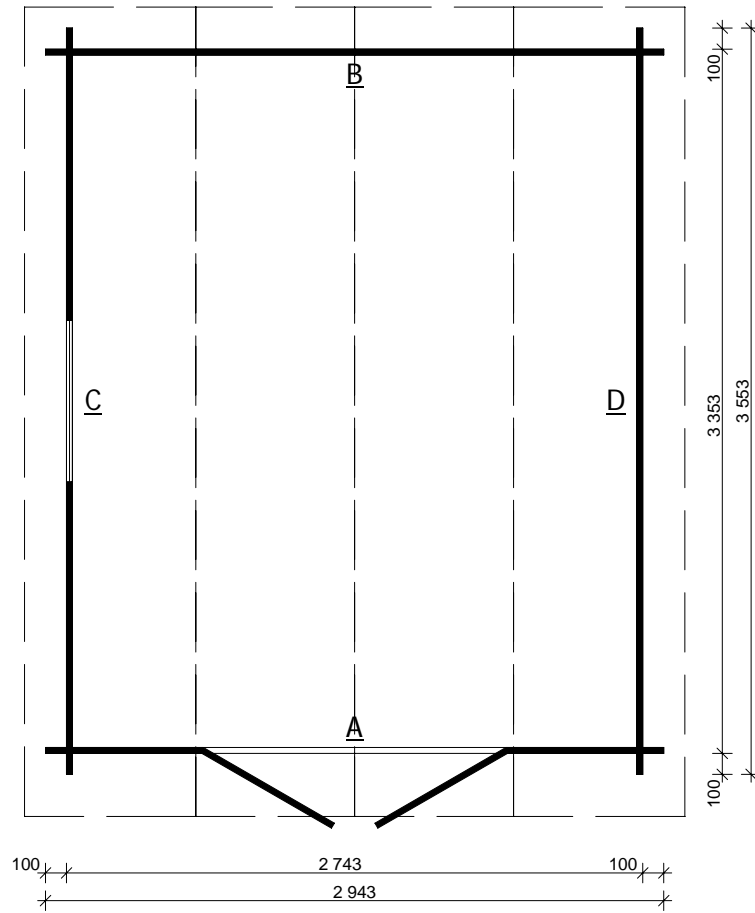


Note: All dimensions are approximate !

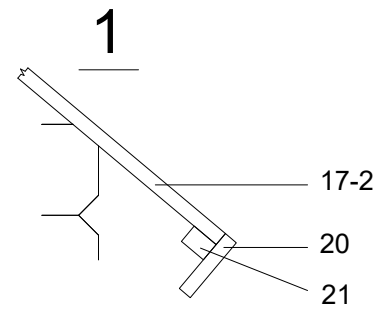
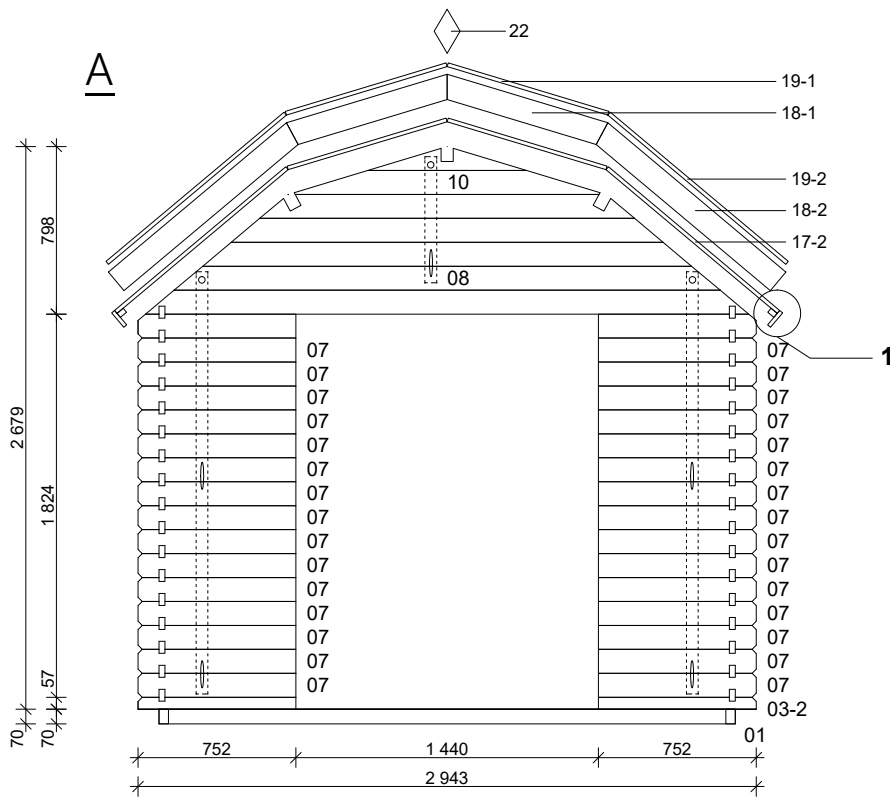
Colorado 28 - 294 x 355 cm

Nr.		mm	mm	x
1	Foundation joist		3343	2
2			2643	10
3-1			2943	1
3-2			752	2
4			3553	23
5			2943	15
6			1392	18
7			752	30
9	Gable 			2943
9	Gable 	2943		1
10	Gable 	1456 (1513)		2
11			3853	2(1+1)
12			3853	3
13	Double door ca. 1425 x 1835 mm			1
14	Window ca. 765 x 990 mm		 + 	1
15	Roofing felt			--
16	Floor board		3295	25+1
17	Roof board		790/1065	70/70+2
181	Fascia board 	18x110	799	4
182	Fascia board 		1105	4
19	Roofing felt fillet	18x90	799/1105	4/4
20	Eavesboard	18x90	3853	2
21	Eavesboard	25x36	3853	2
22	Diamond 			2
23	Screws 4,0 x 40; 4,0 x 50; 5,0 x 70; 6,0 x 140		75/600/20/60	
24	Nails 1,4 x 35		50	
25	Roofing felt nails 2,8 x 15			--
26	Storm braces 		2010/600	4/2
27	M 8 x 60, Nut , Washer			16
28	Baseboard			ca. 12,0 m
29	Hitblock		300-400	

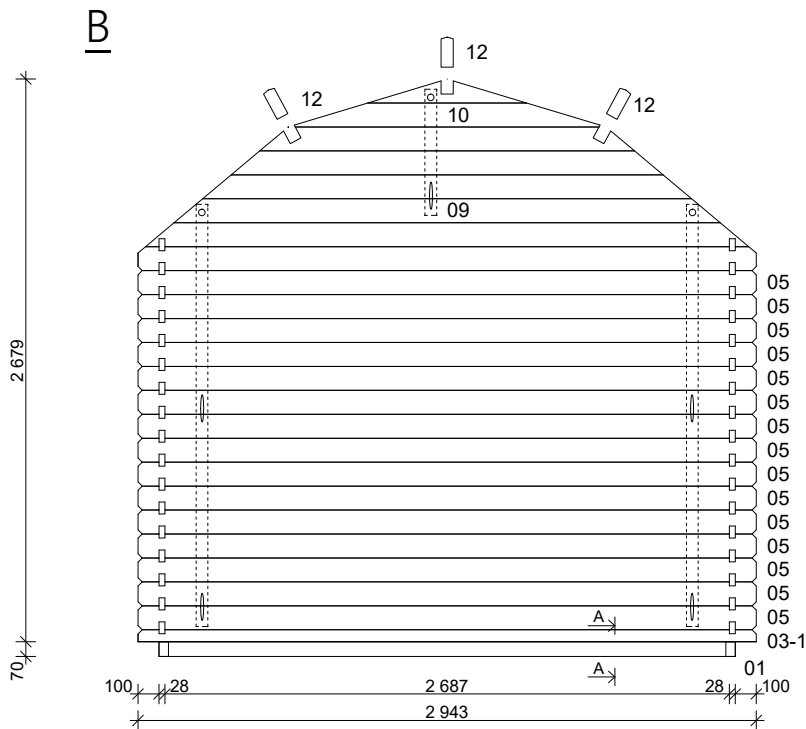
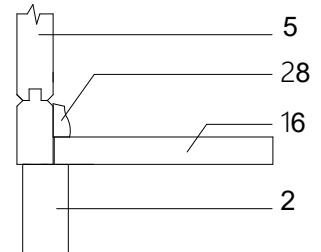
Colorado 28 - 294 x 355 cm



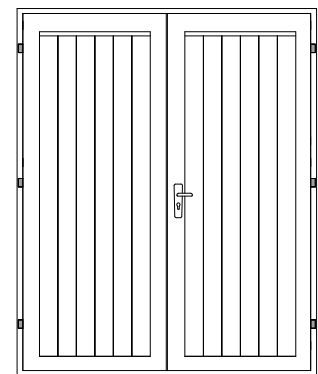
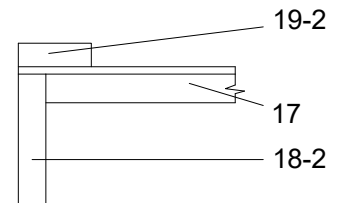
Colorado 28 - 294 x 355 cm



A-A



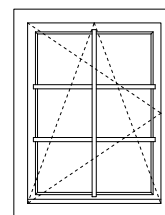
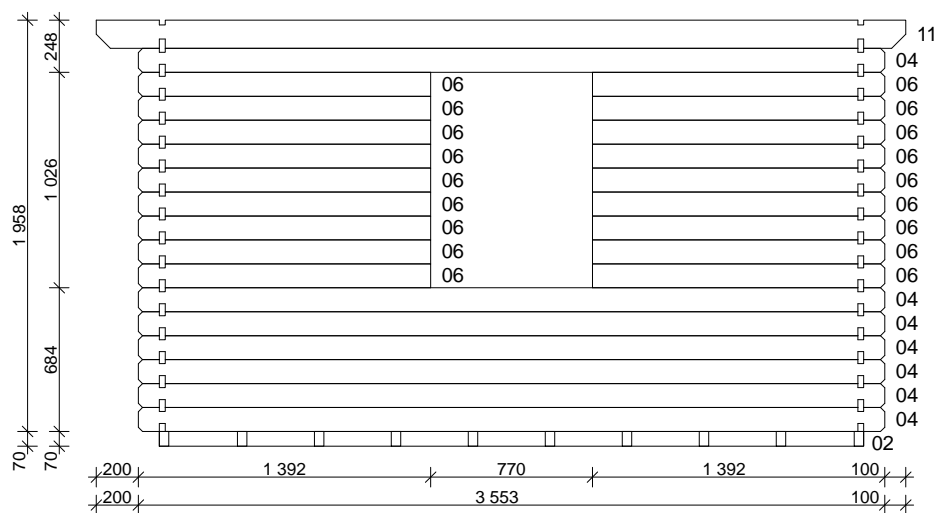
B-B



Nr. 13
Double door
 1425 x 1835 mm
 28 mm

Colorado 28 - 294 x 355 cm

C



**Nr. 14
Window**
765 x 990 mm
28 mm

D

