
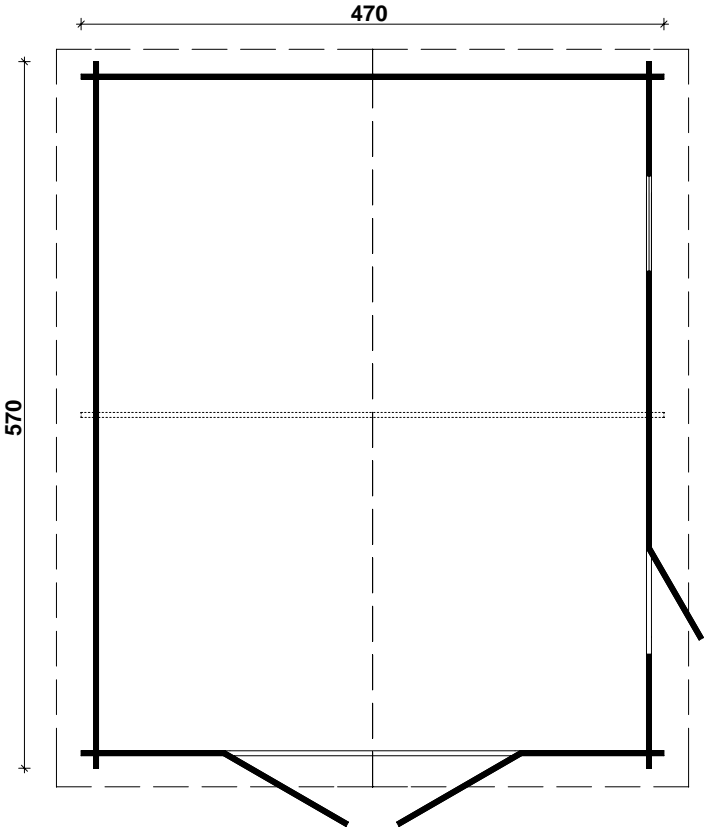


Techn. Data: Garage B





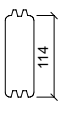






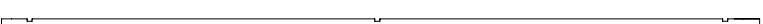
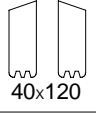


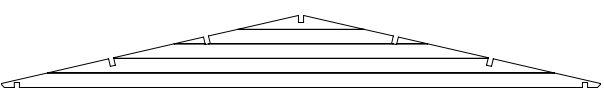



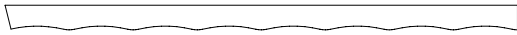

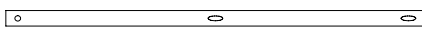
Log length (W x D): 470 x 570 cm

Wall size(outside): 450 x 550 · Log thickness: 40 mm

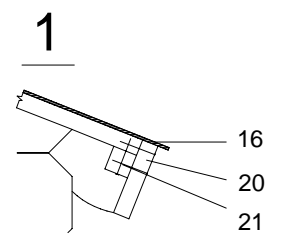
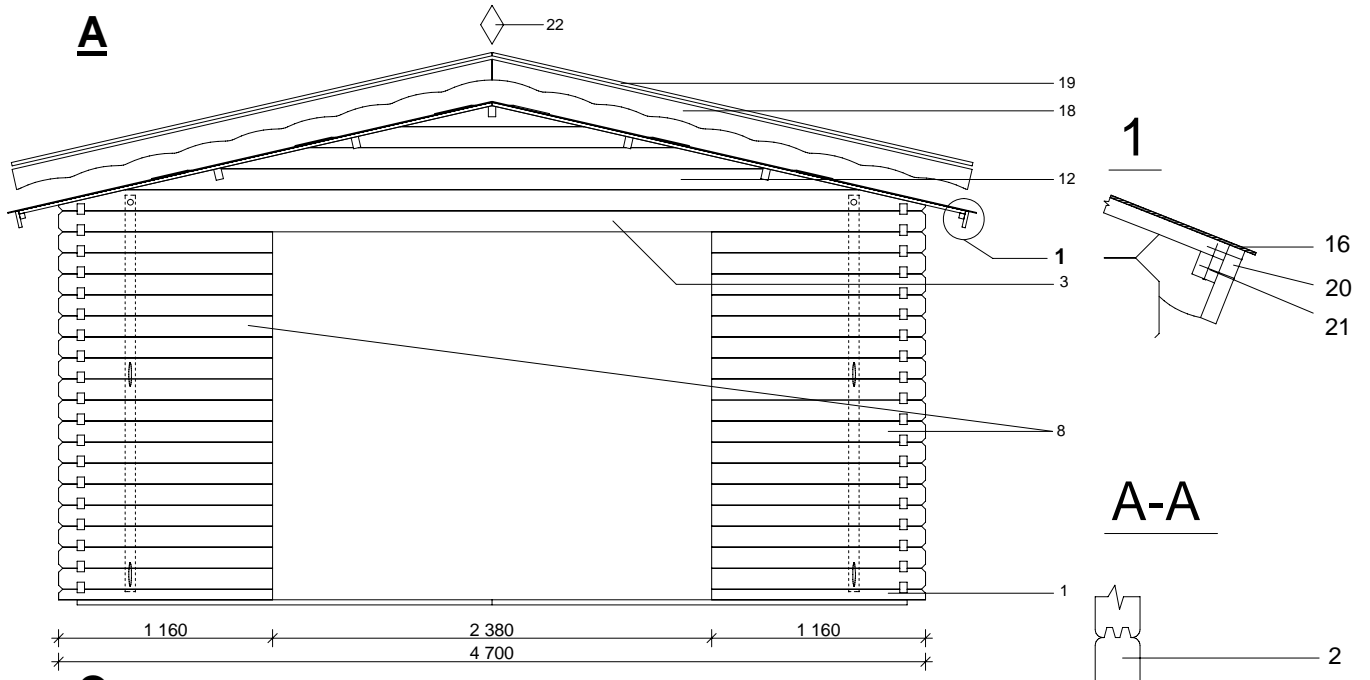


Note: All dimensions are approximate !

Garage B 40 - 470 x 570 cm

Nr	Description	Profile mm	Length mm	Quantity
1			1160	2
2			4700	1
3			4700	20
4			5700	17
5			5700	2
6			3930	8
7			920	26
8			1160	34
9			2240	9
10		 40x120	5950	2(1+1)
11	Purlin 	 40x143	5950	5(4+1)
12	Gable 	 114	4700	3
13	Door ca. 840 x 1890 mm			1
14	Double door ca. 2370 x 1955 mm			1
15	Window ca. 765 x 990 mm			1
16	Roofing felt			--
17	Roof board	Vers. 1 > 	2630	136+2
		Vers. 2 > 	2630	110+2
18	Facia board 	18x110	2670	4
19	Eave edging	16x35	2670	4
20	Roof edge reinforcement	18x90	2975	4
21	Roof edge reinforcement	28x28	2975	4
22	Diamond 			2
23	Screws 4,0 x 40			1 bag
24	Screws 4,0 x 50; 5,0 x 70			1 bag
25	Roofing nails 3,0 x 15			--
26	Storm braces 		2150	4
27	Bolt M 8 x 70, nut, washer			12
28	Foundation	28x55	4500/5390	2/2
29	Hitblock		300-400	


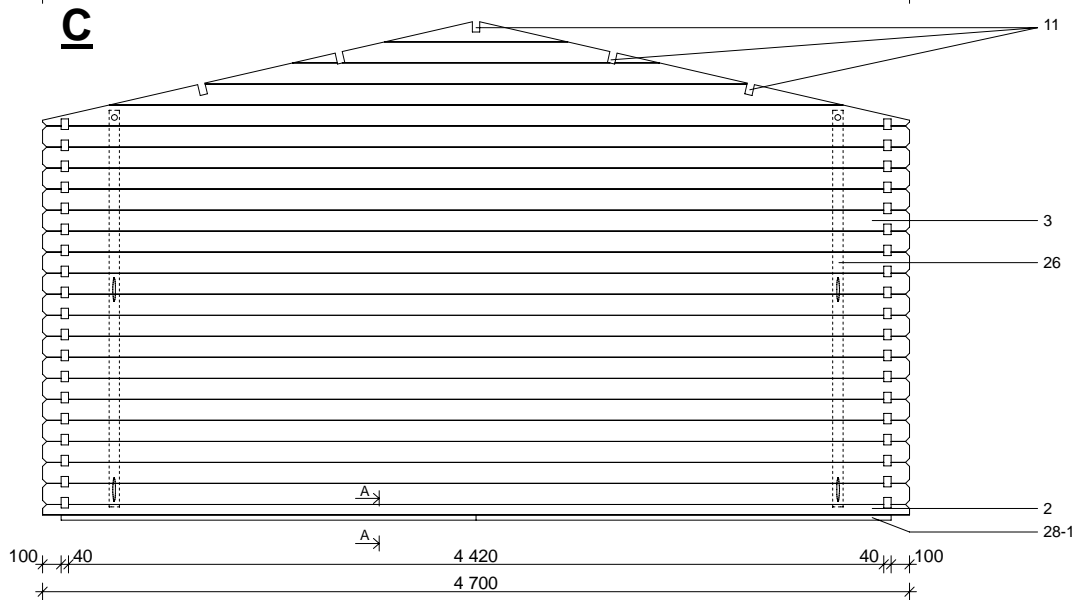
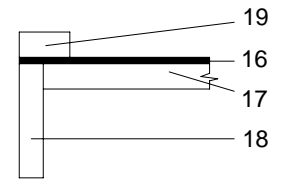
Garage B 40 - 470 x 570 cm



A-A



B-B



Garage B 40 - 470 x 570 cm

