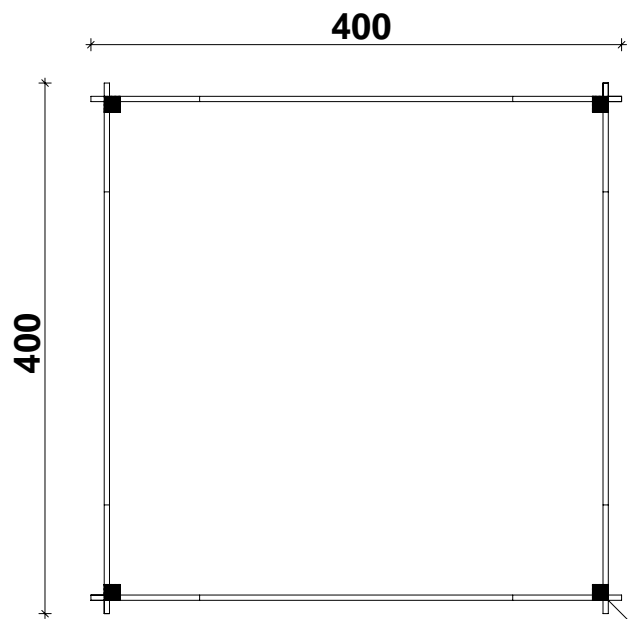


Techn. Data: Lanzarote




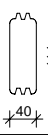











Log length (W x D): 400 x 400 cm

Wall size(outside): 380 x 380 cm - Log thickness: 40 mm



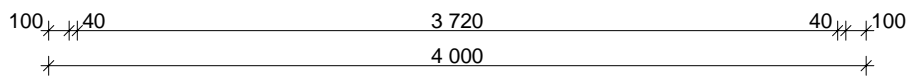
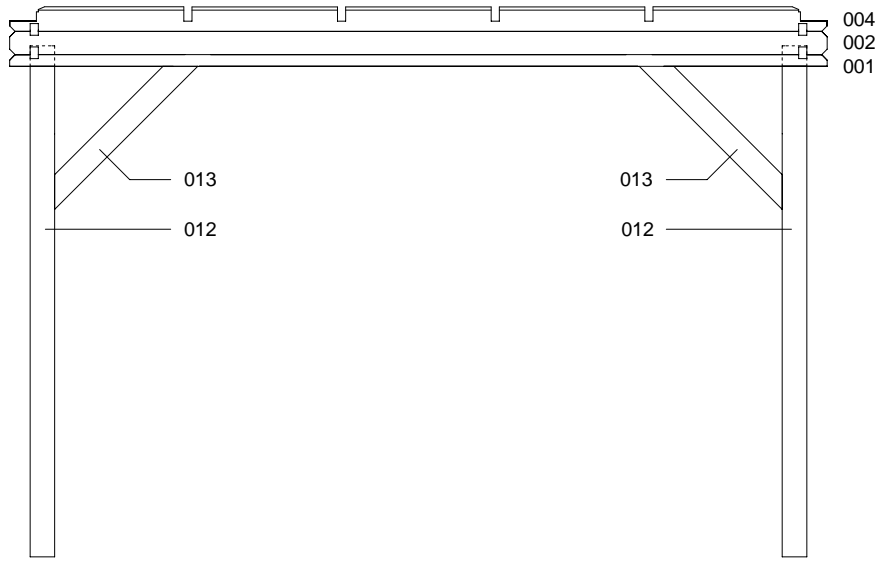
Note: All dimensions are approximate !

Specification - Lanzarote

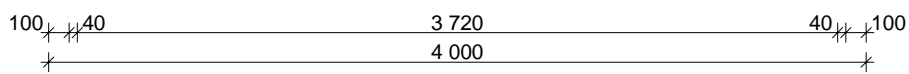
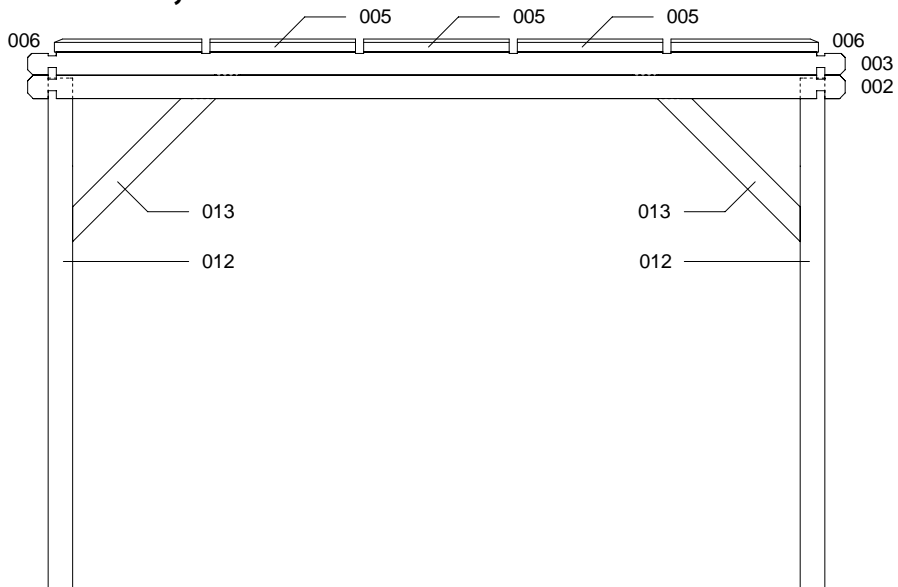
| Nr | Description | Profile mm | Length mm | Quantity |
|----|---|--|-----------|--------------|
| 1 |  |  | 4000 | 2 |
| 2 |  |  | 4000 | 4 |
| 3 |  |  | 4000 | 2 |
| 4 |  |  | 4000 | 2 |
| 5 |  |  | 707 | 6 |
| 6 |  |  | 721 | 4(2+2) |
| 7 | Rafter | 44x94 | 3093 | 4 |
| 8 | Rafter | 44x85 | 1884 | 8(4+4) |
| 9 | Rafter | | 1073 | 8(4+4) |
| 10 | Central fixing block |  | | 1 |
| 11 | Eavesboard | 18x90 | 4250 | 4 |
| 12 | Post | 120x120 | 2500 | 4 |
| 13 | Strut | 40x120 | 950 | 8 |
| 14 | Roof board  |  | 4194 | 4 |
| 15 | | | 3990 | 4 |
| 16 | | | 3786 | 4 |
| 17 | | | 3582 | 4 |
| 18 | | | 3378 | 4 |
| 19 | | | 3174 | 4 |
| 20 | | | 2970 | 4 |
| 21 | | | 2767 | 4 |
| 22 | | | 2563 | 4 |
| 23 | | | 2359 | 4 |
| 24 | | | 2155 | 4 |
| 25 | | | 1951 | 4 |
| 26 | | | 1747 | 4 |
| 27 | | | 1543 | 4 |
| 28 | | | 1339 | 4 |
| 29 | | | 1136 | 4 |
| 30 | | | 932 | 4 |
| 31 | | | 728 | 4 |
| 32 | | | 524 | 4 |
| 33 | | | 320 | 4 |
| 34 | 116 | 4 | | |
| 35 | Screws 4,0 x 40; 4,0 x 50; 5,0 x 70; 6,0 x 140 | | | 60/530/50/60 |
| 36 | Nails 1,4 x 35 | | | -- |
| 37 | Hat | | | 1 |

Wallplan - Lanzarote

Wall A, C

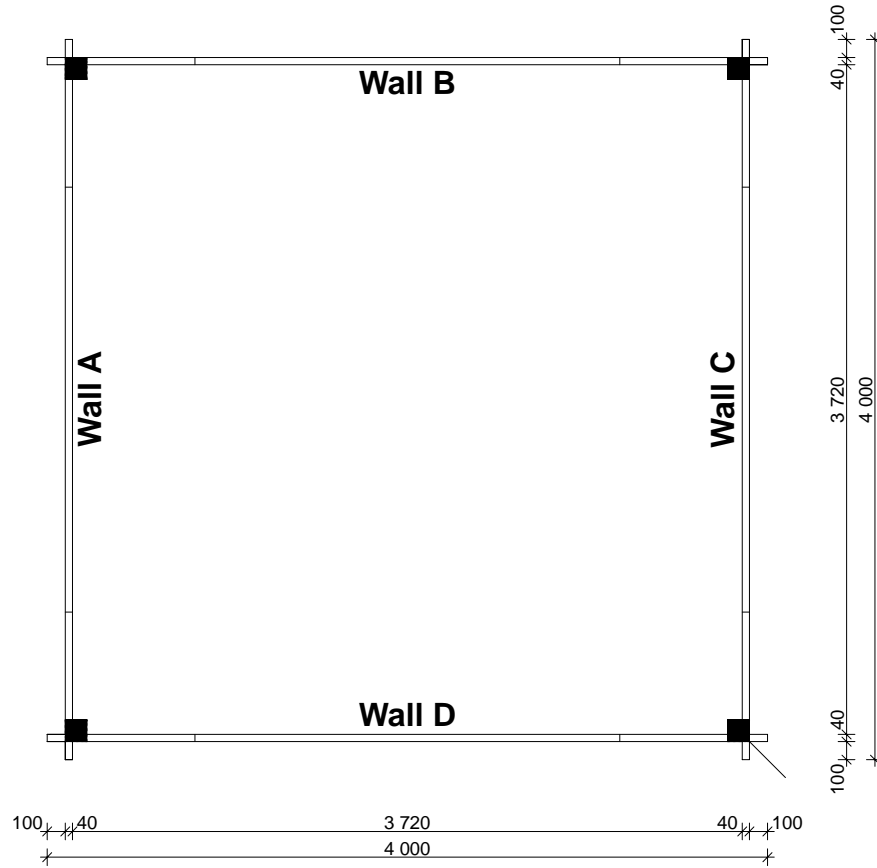


Wall B, D



Wallplan +roof - Lanzarote

Wallplan



Roof

