

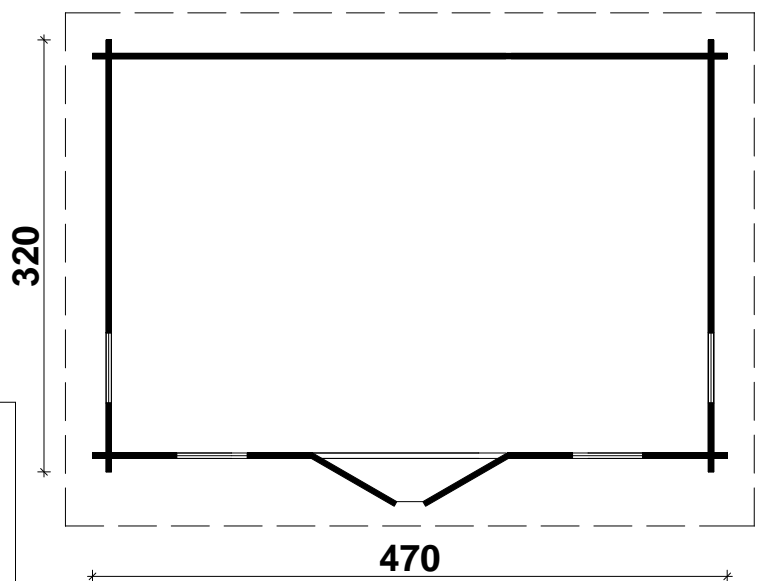
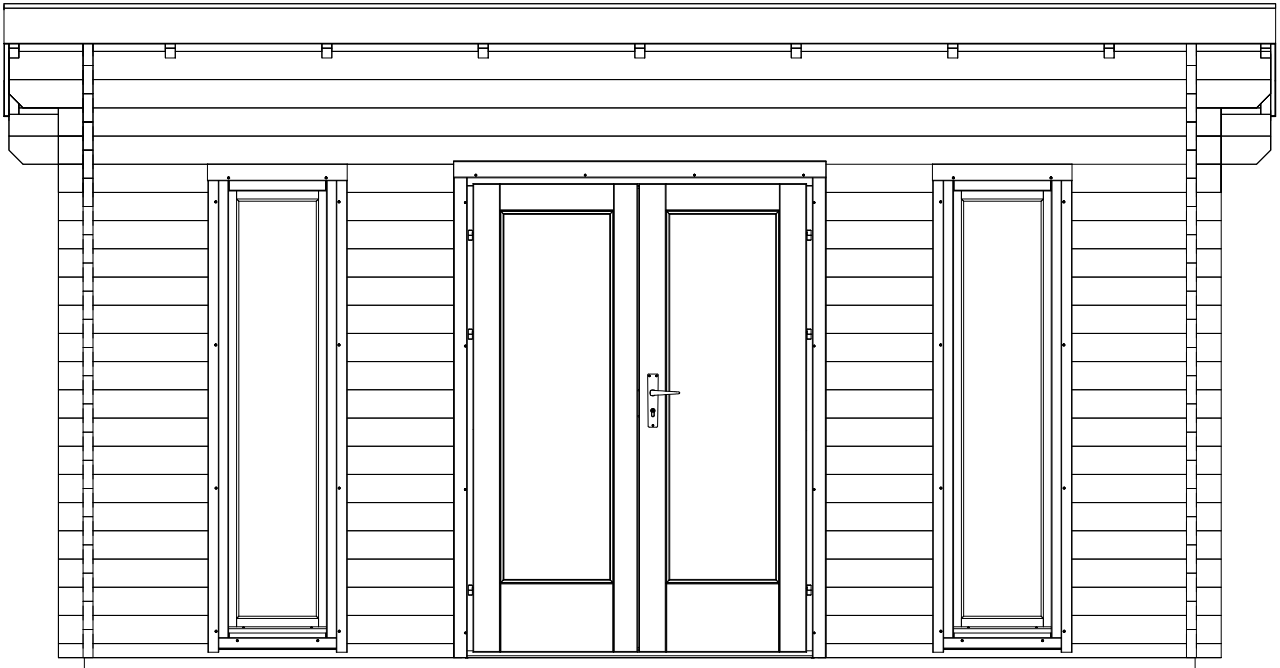
# Techn. Data / Daten: Oklahoma

Log length (W x D): 470 x 320 cm

Bohlenaußenmaß (B x T): 470 x 320 cm


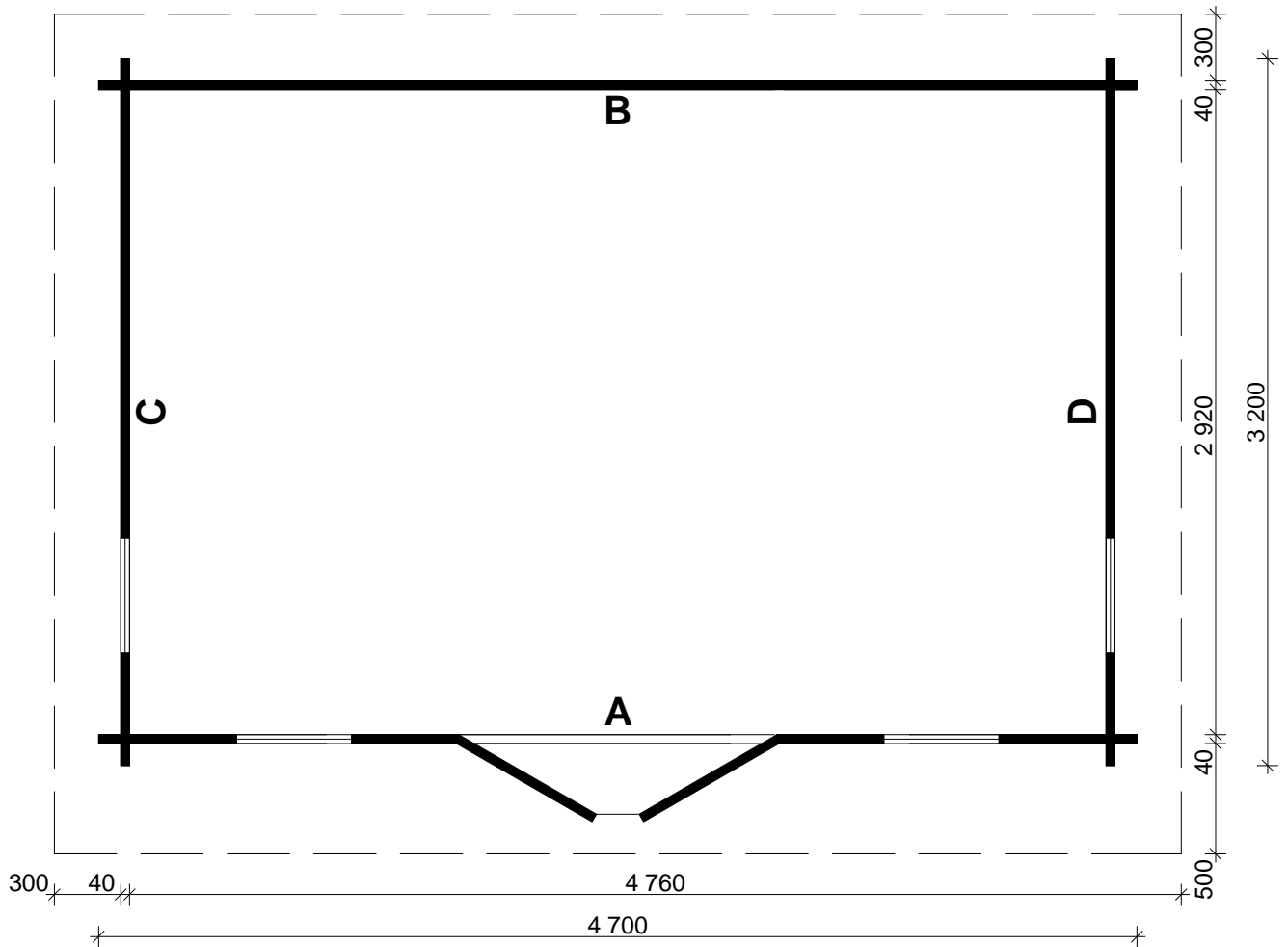
Wall size(outside): 450 x 300 cm · Log thickness: 40 mm

Wandaußenmaß: 450 x 300 cm · Bohlenstärke: 40 mm














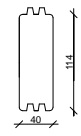















Note: All dimensions are approximate !  
Achtung : Alle angegebenen Maße sind ca. - Maße !

# Oklahoma / 40 mm - 470 x 320 cm

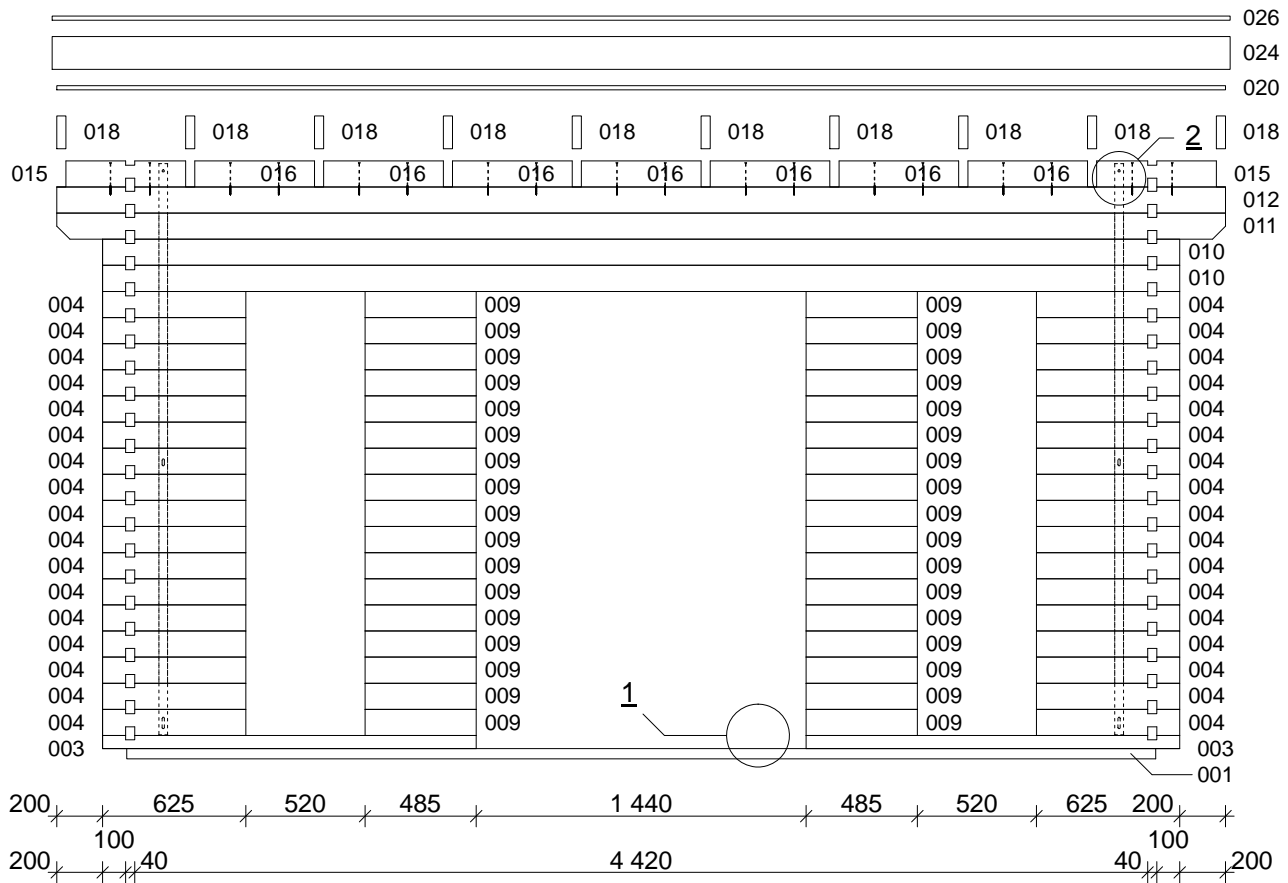


# Oklahoma / 40 mm - 470 x 320 cm


Nr.		 mm	 mm	 x	
001	Foundation beams / Fundamenthölzer		4490	7	
002			4700	1	
003			1630	2	
004			625	66	
005			2055	32	
006			3200	2	
007			3200	2	
008				3200	4
009				485	34
010				4700	19
011				5100	2
012		5100		2	
013		--		--	
014		3200		2	
015				592	4
016				592	14
017				40 x 114	--
018	Rafter / Dachsparren		3810	10	
019	Roofing felt / Dachpappe			--	
020	Roof boards / Dachbretter		5100	35+1	
021	Floor boards / Fußbodenbretter		2916	41+1	
022	Baseboard / Fußleisten		ca. 14,6 m		
023	Storm braces / Sturmleisten 		2500/2250	2/2	
024	Fascia board / Giebelblende	18x143	5140	2	
025			3810	2	
026	Roof edge reinforcement / Traufenleiste	18x90	5140	1	
027			3760	2	
028	Screws 4,0 x 40			120	
029	Screws 4,0 x 50 ; 5,0 x 70			700/20	
030	Screws 6,0 x 140			90	
031	Nails 1,4 x 35			50	
032	Bolt M 8 x 70, nut, washer			12	
033	Hit block / Schlaghölzer		300-400		
034	Double door / Doppeltür ca. 1425 x1955 mm - 40 mm Standard +			1	
035	Window / Fenster ca. 515 x1890 mm - 40 mm Standard +			4	

# Oklahoma / 40 mm - 470 x 320 cm

**A**




**B**

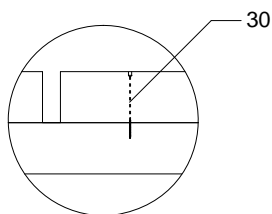


# Oklahoma / 40 mm - 470 x 320 cm

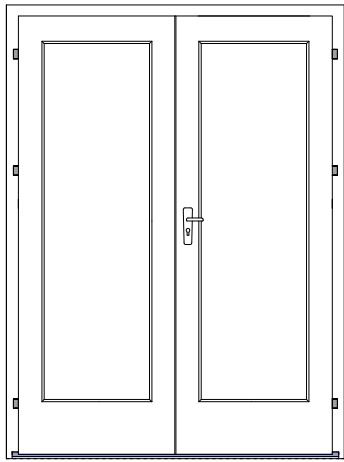
C - D



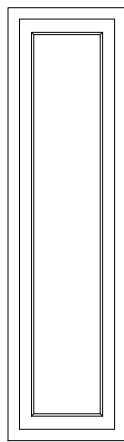
4



# Oklahoma / 40 mm - 470 x 320 cm

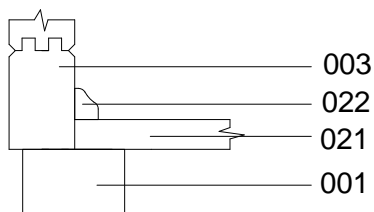


Double door / Doppeltür  
40 mm / D.G. Iso.  
1425 x 1955 mm  
1 st.



Window / Fenster  
40 mm / D.G. Iso  
515 x 1890 mm  
4st.

A-A



B-B

