

Date rev. Description


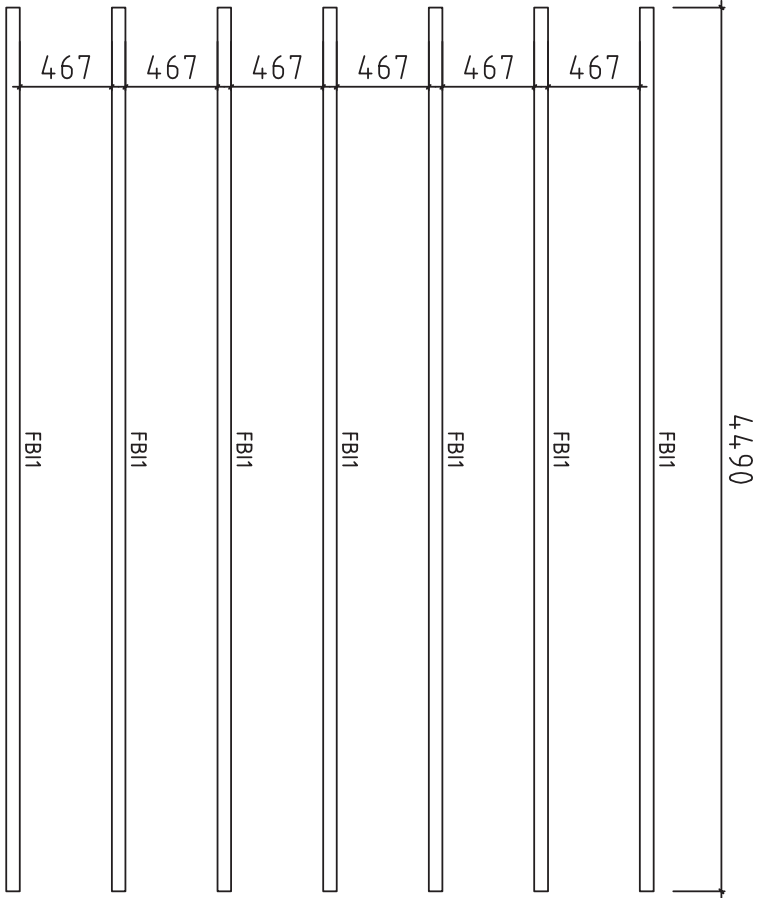
V 1.0

House	Alina_44	Sheet	1
-------	----------	-------	---

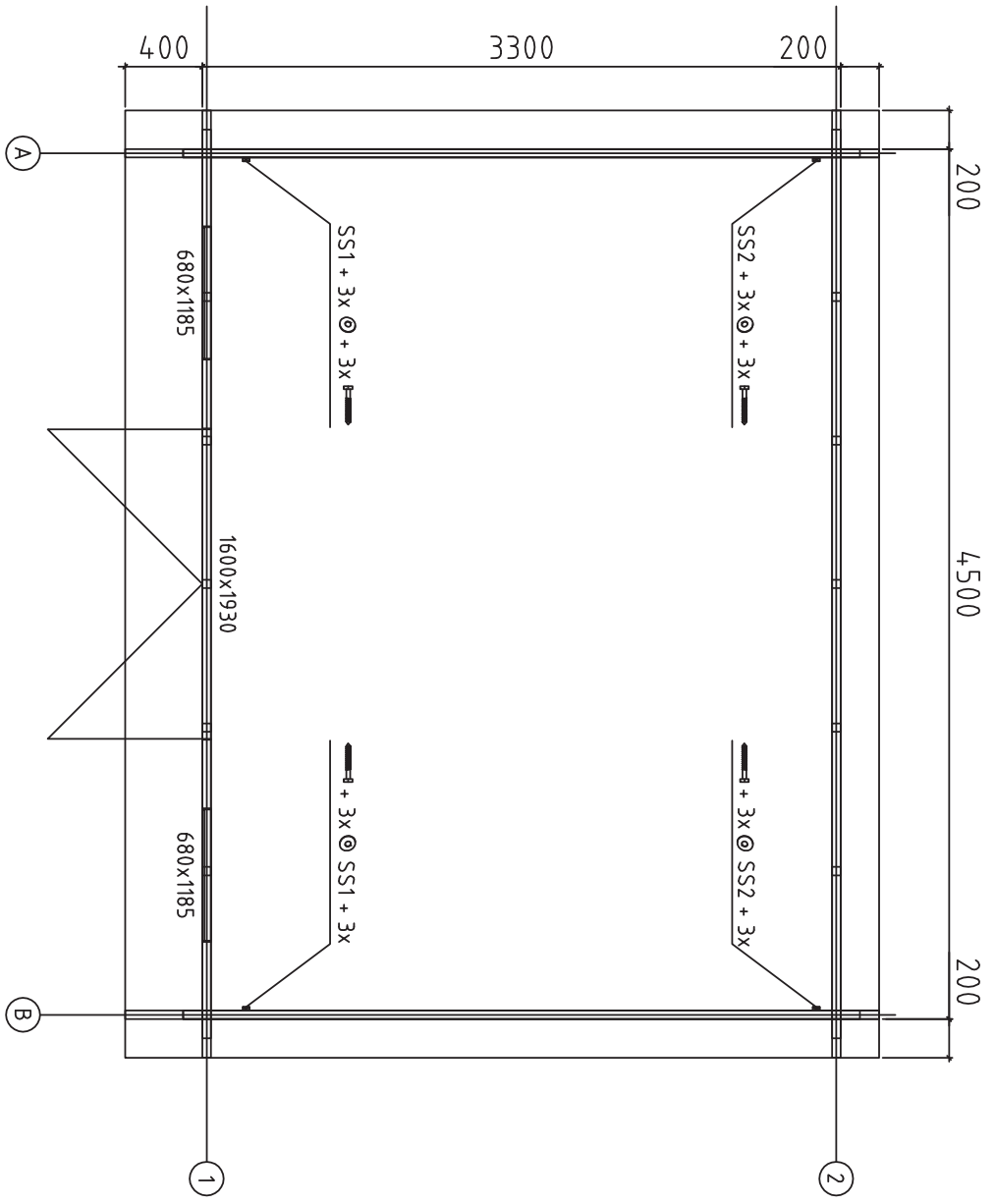
Drawing	3D	Scale	
---------	----	-------	--

Material	4,4x135	Date	04.02.2020
----------	---------	------	------------

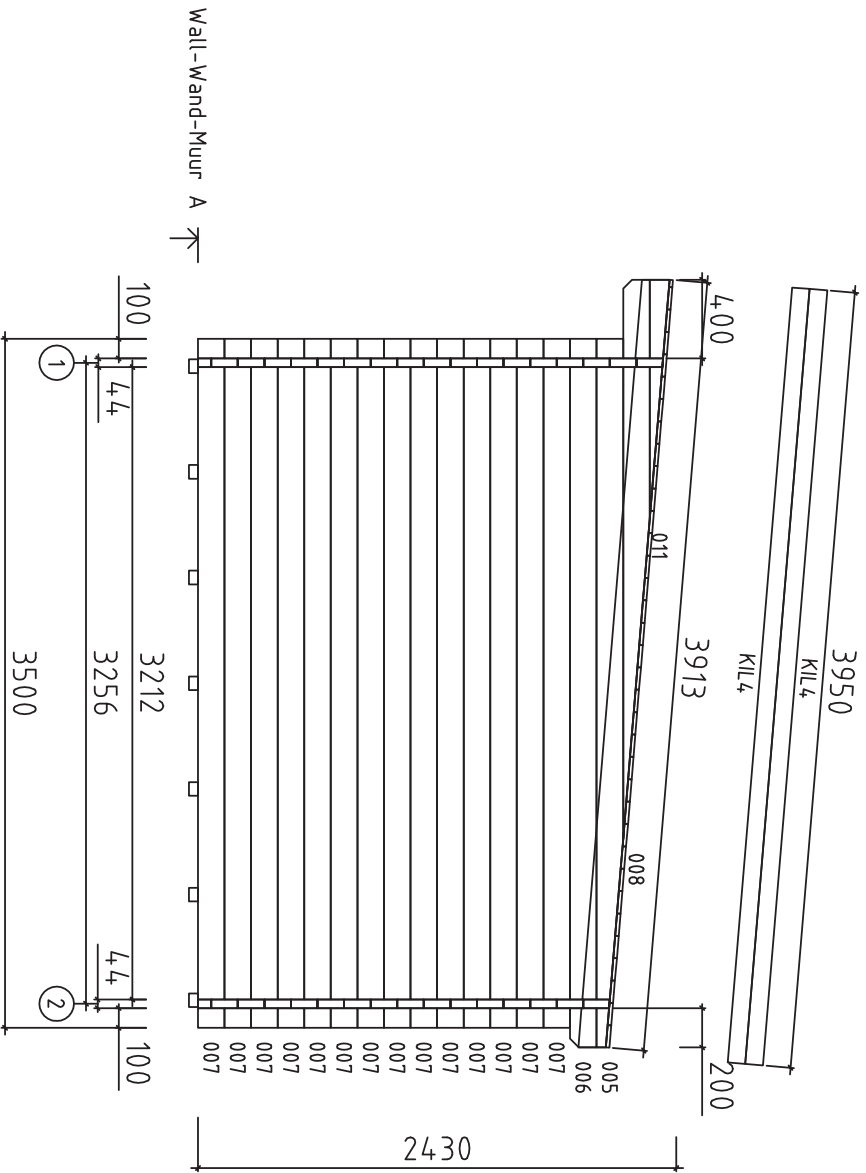
Drawer	K.K.	File	Alina_44_3D.dwg
--------	------	------	-----------------



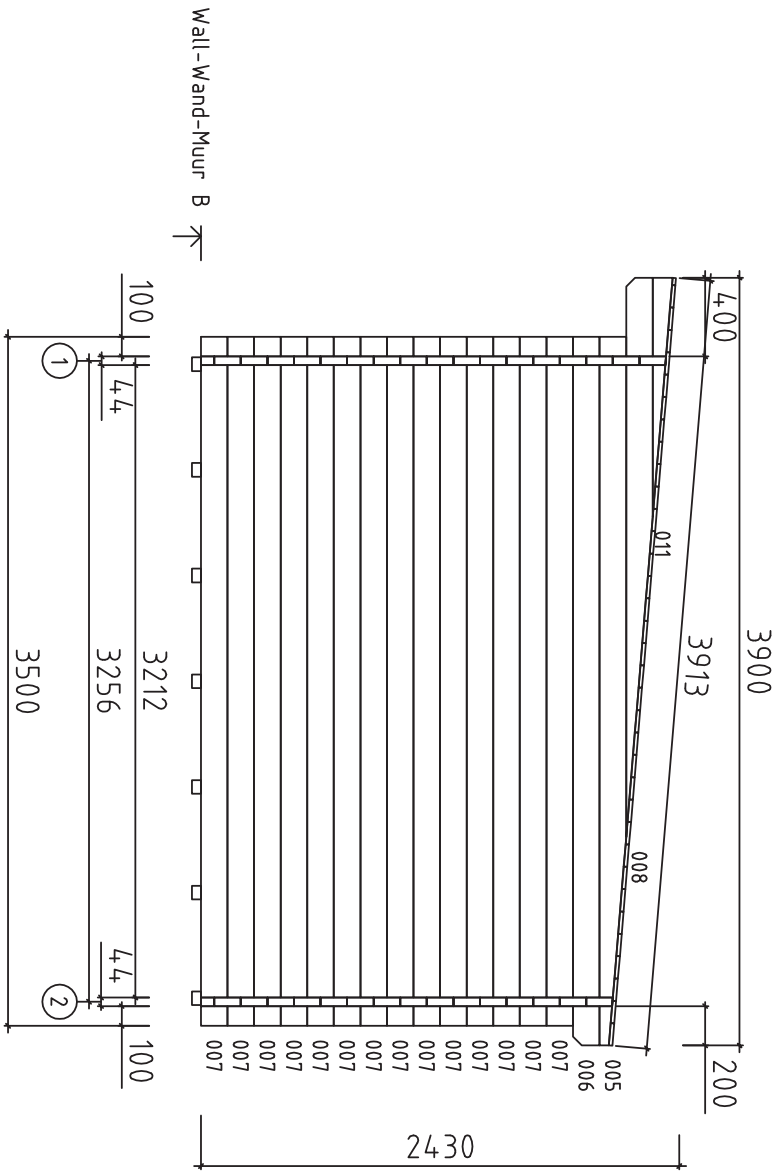
House	Alina_44	Sheet	1
Drawing	FLOORBEAMS-FUSSBODENBALKEN-VLOERBALKEN	Scale	1:35
Material	44x45	Date	04.02.2020
Drawer	K.K.	File	Alina_44.dwg



House	Alina_44	Sheet	2
Drawing	Plan	Scale	1:35
Material	44x135	Date	04.02.2020
Drawer	K.K.	File	Alina_44.dwg



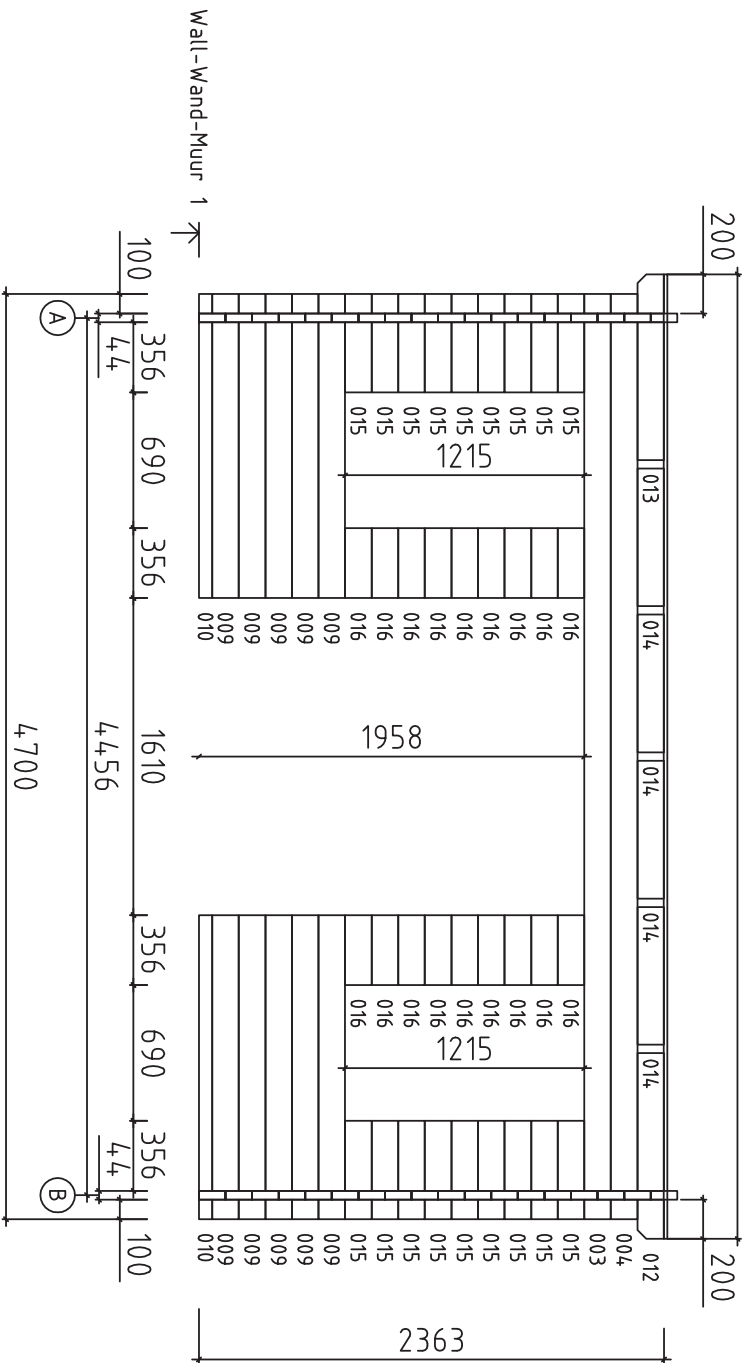
House	Alina_4,4	Sheet	3
Drawing	WALL-WAND-MUUR A	Scale	1:35
Material	4.4 x 13.5	Date	04.02.2020
Drawer	K.K.	File	Alina_4,4.dwg



House	Alina_4,4	Sheet	4
Drawing	WALL-WAND-MUUR B	Scale	1:35
Material	4.4 x 13.5	Date	04.02.2020
Drawer	K.K.	File	Alina_4,4.dwg



4.900



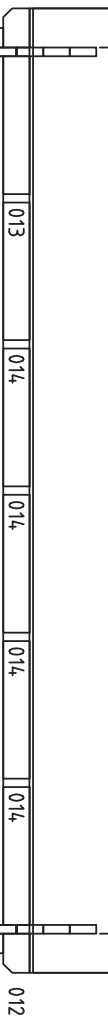
House	Alina_4.4	Sheet	5
Drawing	WALL-WAND-MUUR 1	Scale	1:35
Material	4.4 x 13.5	Date	04.02.2020
Drawer	K.K.	File	Alina_4.4.dwg

KILL 3

4.900

200

200



013

014

014

014

014

012

004

003

003

003

003

003

003

003

003

003

003

003

003

003

2093

Wall-Wand-Muur 2

100

44

4.412

4.456

4.700

(A)




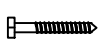






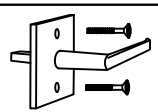
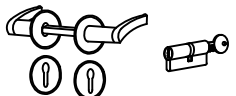

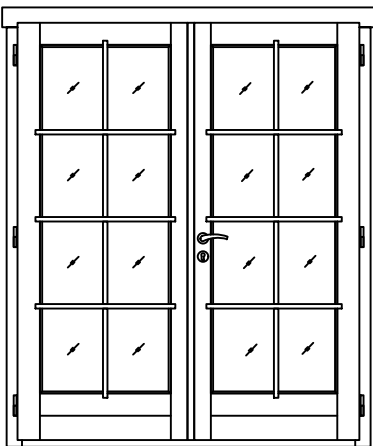
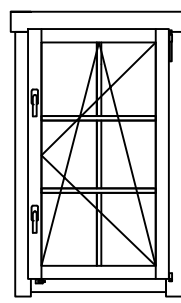
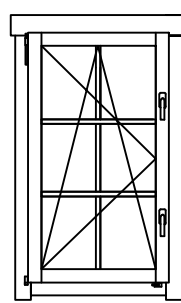
44

100

(B)

House	Alina_44	Sheet	6
Drawing	WALL-WAND-MUUR 2	Scale	1:35
Material	4.4 x 13.5	Date	04.02.2020
Drawer	K.K.	File	Alina_44.dwg

Pos	Specification-Bestimmung-Omschrijving Alina_44	Pcs	Profile (mm)	L (mm)
001	100 4656 SPARE BEAM-ERZATZBOHLE-VOORRAADPLANK 	1	44x135	4800
002	100 4412 100 	1	44x68	4700
003	100 4412 100 	14	44x135	4700
004	100 4412 tongue cut off 100 	2	44x135	4700
006	100 3212 200 	2	44x135	3600
007	100 3212 100 	28	44x135	3500
009	100 1401 	10	44x135	1545
010	100 1401 	2	44x68	1545
012	700 200 	2	44x135	944
013	200 699 	2	44x135	943
014		8	44x135	700
015	356 100 	18	44x135	499
016		18	44x135	356
WA-1		1	44x371	3900
WB-1		1	44x371	3900
HB	HIT BLOCK-SCHLAGHÖLZER-BLAZENPLANK 	2	44x135	300
FBI1	FLOORBEAMS-FUSSBODENBALKEN-VLOERBALKEN 	IMM	70x45	4490
RB1	ROOFBEAMS-DACHBALKEN-DAKBALK 	5	43x140	3921
RB2	ROOFBEAMS-DACHBALKEN-DAKBALK 	4	43x140	200
F1	FLOORBOARD-FUSSBODENBRETT-VLOERPLANK 	or-oder-of	51+1 39+1 18x88 18x114	3210
R1	ROOFBOARD-DACHBRETT-DAKPLANK 	or-oder-of	46+1 35+1 18x88 18x114	4900
FF1	FLOOR FILLET-FUSSBODENLEISTE-VLOERPLINT 		18x35	15.5
KIL3		1	120x19	4900
KIL2		2	90x18	4900
KIL4		4	90x18	3950

Pos	Specification-Bestimmung-Omschrijving Alina_44		Pcs	Profile (mm)	L (mm)
KIL1			4	35x18	2430
ES-1	EAVE SLAT-TRAUFENLEISTE-AFDEKLIJST 		2	30x40	4900
SS1 SS2	STORM SLAT-STURMLEISTE-STORMLIJST 		2 2	19x35	2300 2000
	SCREWS-SCHRAUBEN-SCHROEF (FOR-FÜR-VOOR STORM SLAT-STURMLEISTE-STORMLIJST)		12	∅6	50
	WASHER-SCHEIBE-SCHIJF (FOR-FÜR-VOOR STORM SLAT-STURMLEISTE-STORMLIJST)		12	∅6	
	NAIL-NAGEL-NAGEL FOR-FÜR-VOOR FF1		51	∅2.0	40
	NAIL-NAGEL-NAGEL FOR-FÜR-VOOR F1, R1		680	∅2.5	60
	SCREWS-SCHRAUBEN-SCHROEF FOR-FÜR-VOOR KIL1, KIL2, KIL3, KIL4, ES-1		40	∅4.5	70
	SCREWS-SCHRAUBEN-SCHROEF FOR-FÜR-VOOR 002, 010		50	∅4.5	90
	SCREWS-SCHRAUBEN-SCHROEF FOR-FÜR-VOOR RB1		10	∅6.0	160
AMV	WINDOW HANDLE FITTING - FENSTERGRIFF - MONTAGE VAN DE VENSTERGREEP 		4		
UMV	SET OF DOOR HANDLE AND CORE (AST PRE) - TÜRGRIFF UND TÜR CYLINDER SET (AST PRE) - DEURKLINK EN DEURCILINDER INSTELLING (AST PRE) 		1		
UH	MALE BOLT HINGE FOR DOOR - BOLZENSCHARNIER FÜR TÜR - BOOR PAUMELLE VOOR DEUR 		6		
	DOUBLEDOR-DOPPELTÜR-DUBBELE DEUR, AST PRE 	R	1	1600x1930	
	WINDOW-FENSTER-VENSTER, AST PRE 	R	1	680x1185	
	WINDOW-FENSTER-VENSTER, AST PRE 	L	1	680x1185	
Kood	Alina_44	Materjal	File	RAT Alina_44.dwg	Leht 8