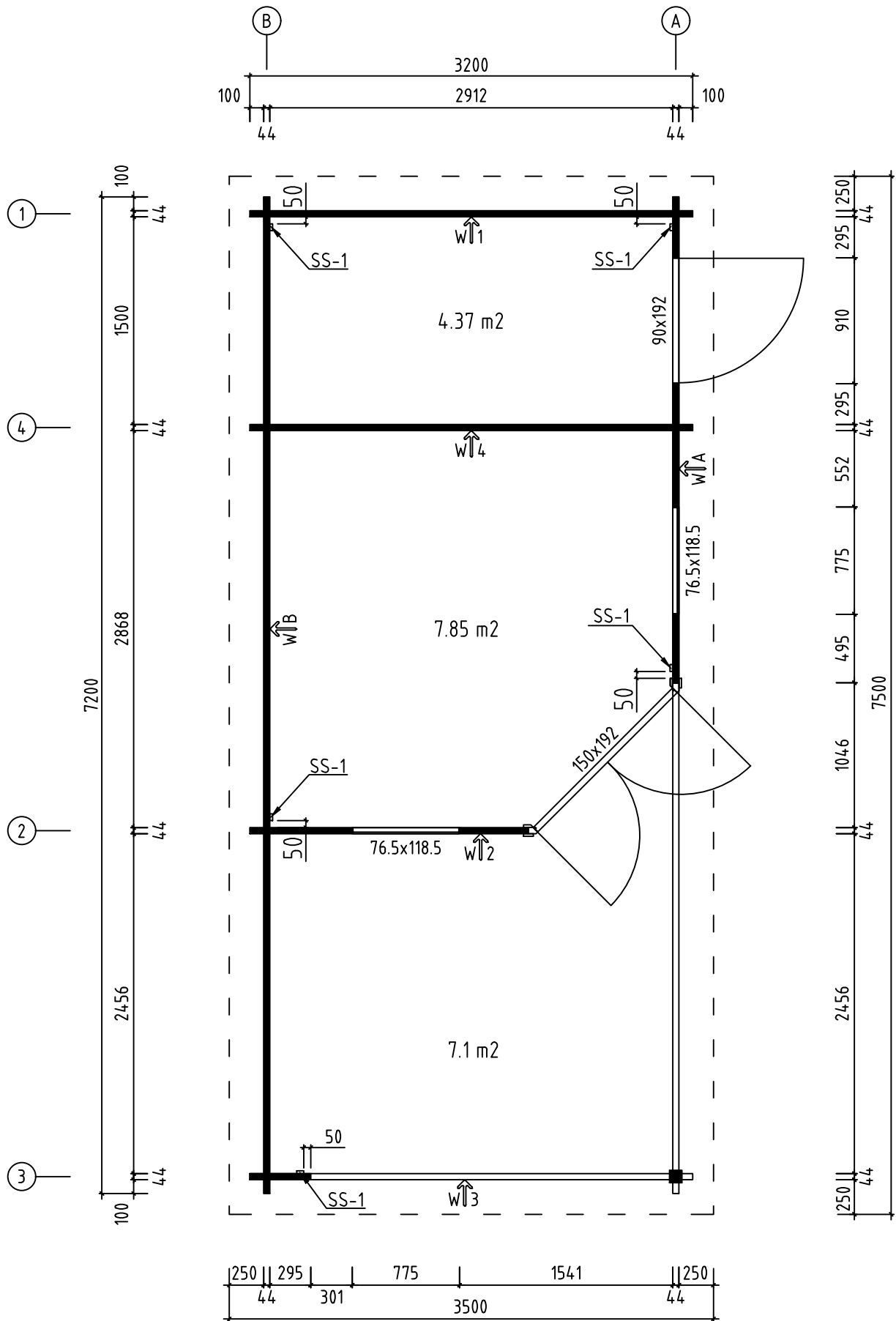
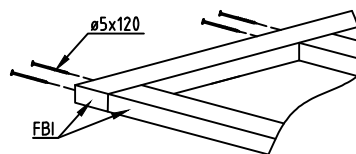
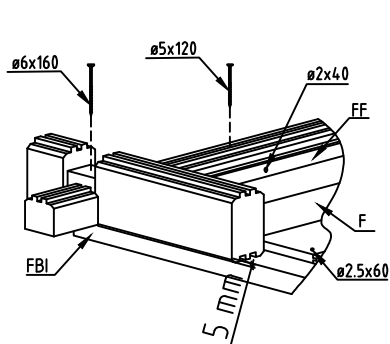
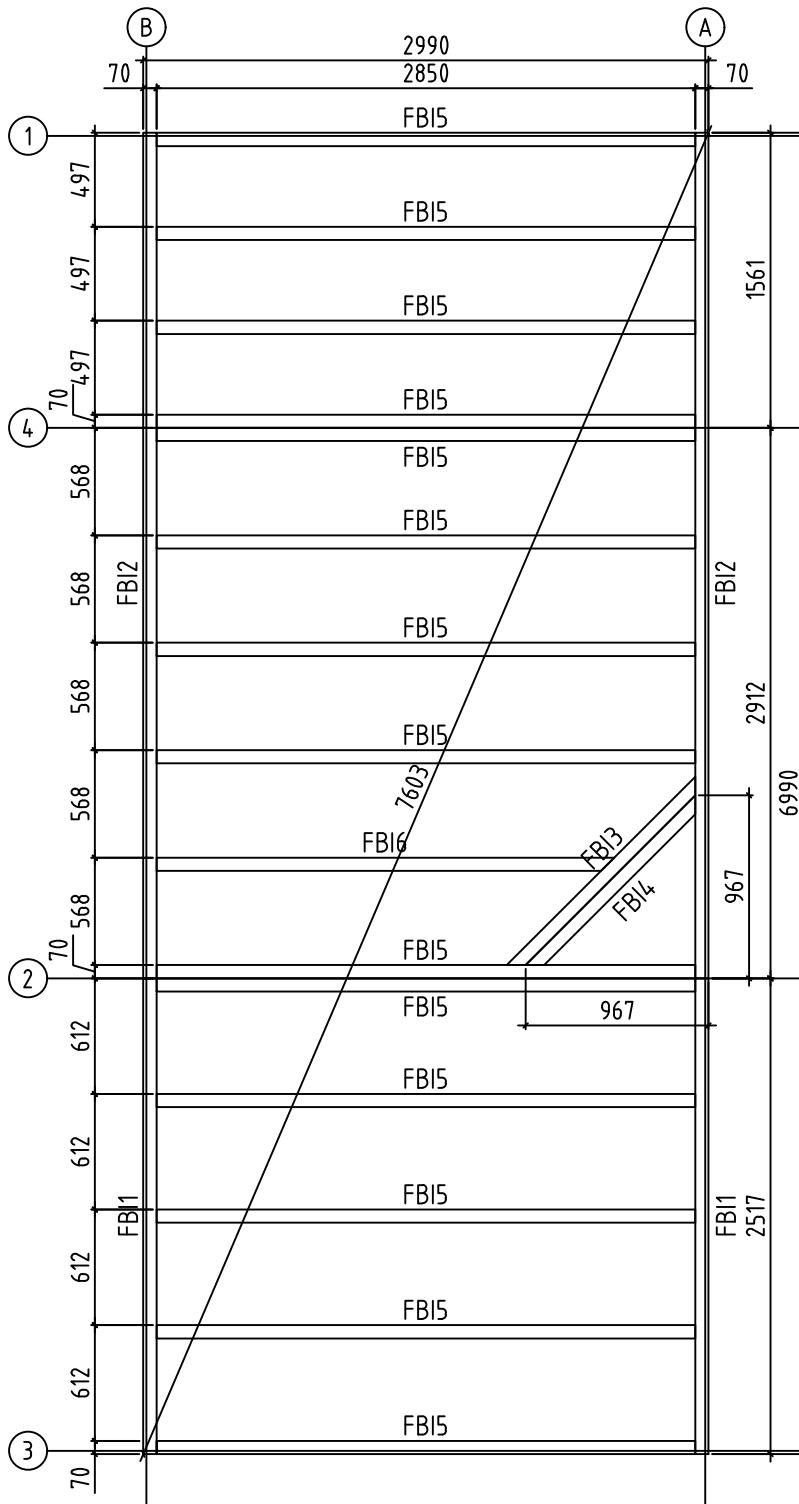


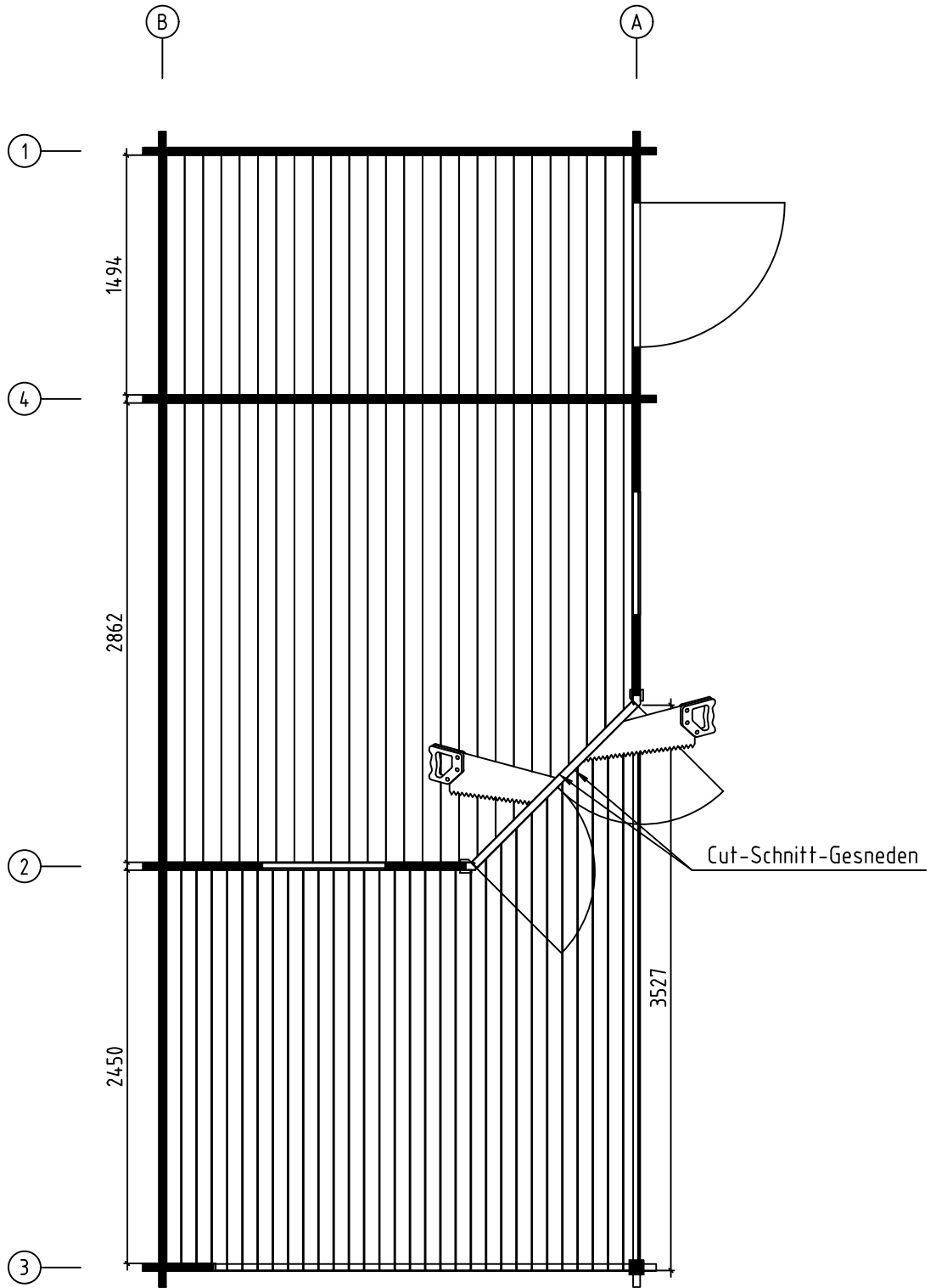
Name-Name-Nom 4437920	Page-Seite-Page 1
View-Aussicht-Vue 3D	Scale-Maßstab-Echelle 1:40
Material-Material-Matériel 44x135	Date-Datum-Date 02.09.2021
Drafter-Zeichner-Rédacteur EJ	File



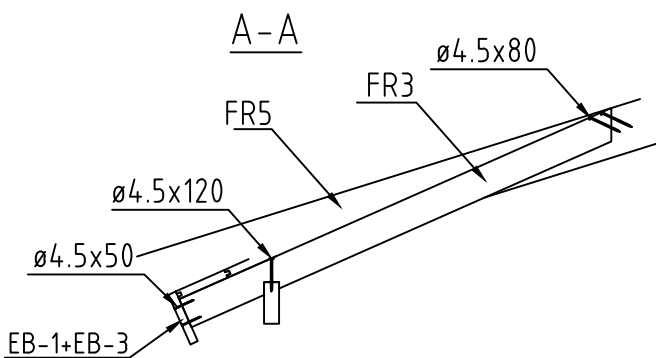
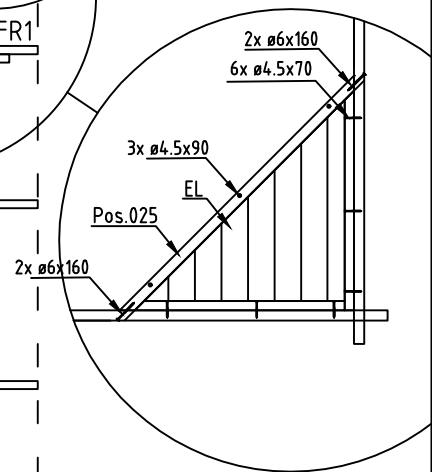
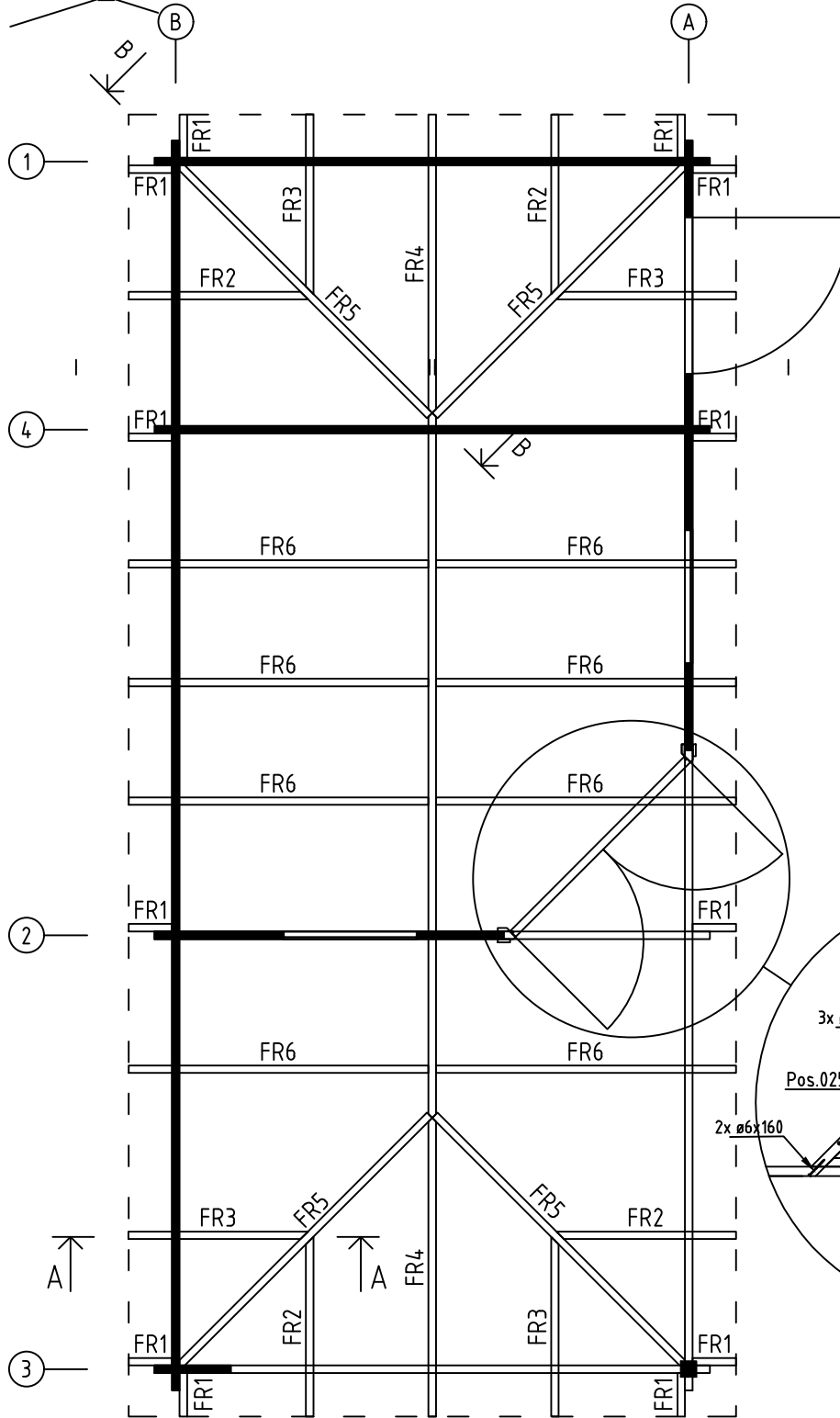
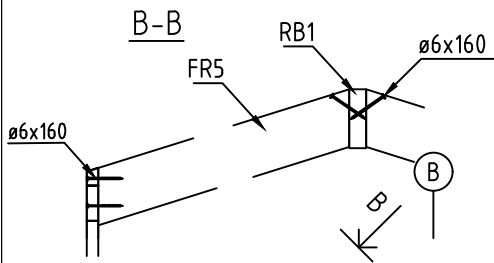
Name-Name-Nom 4437920		Page-Seite-Page 2
View-Aussicht-Vue GROUNDPLAN - GRUNDPLAN - PLAN DE MASSE		Scale-Maßstab-Echelle 1:40
Material-Material-Matériel 44x135		Date-Datum-Date 02.09.2021
Drafter-Zeichner-Rédacteur EJ	File	



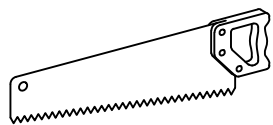
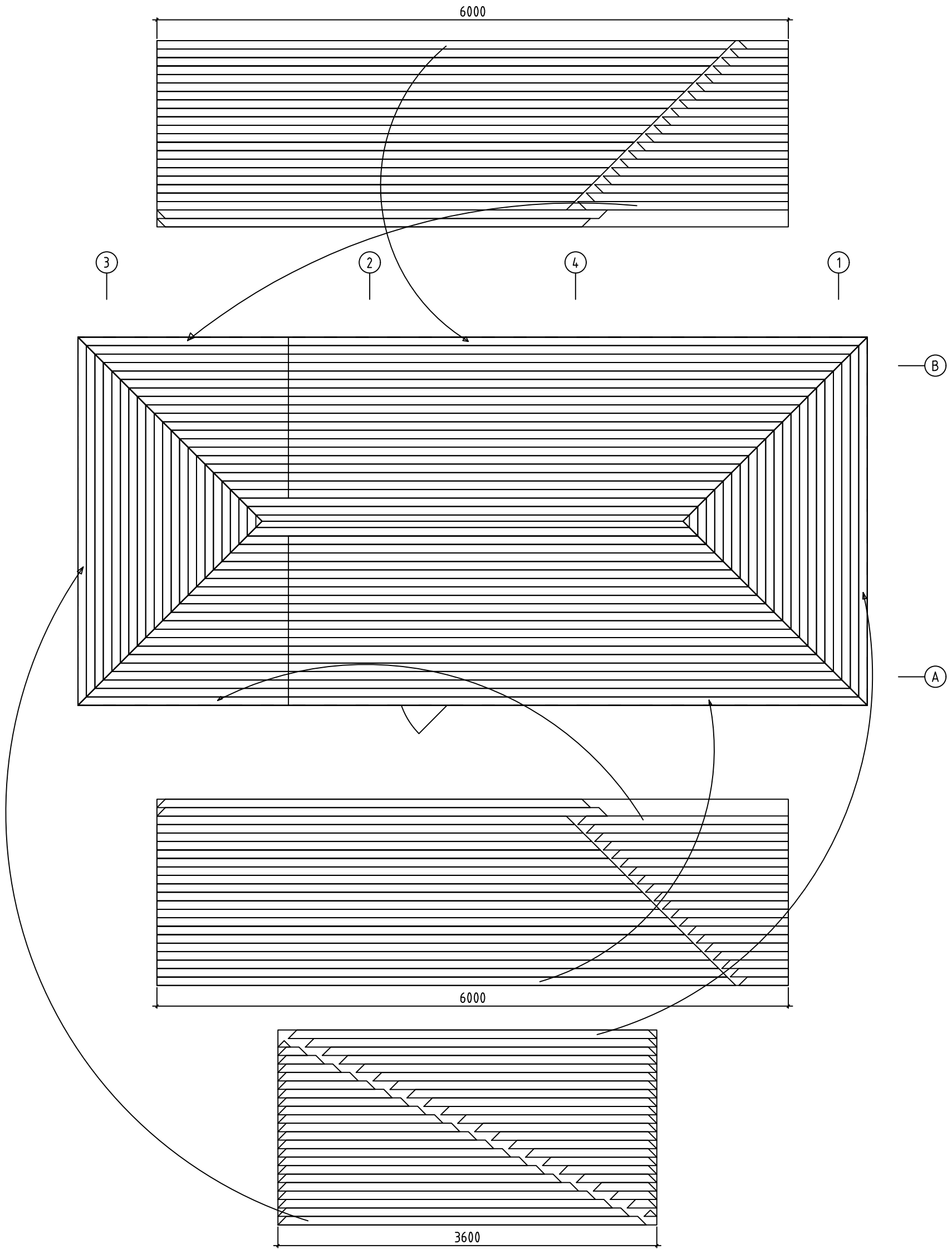
Name-Name-Nom 4437920	Page-Seite-Page 3
View-Aussicht-Vue FOUNDATION - FUNDAMENT - FONDATION	Scale-Maßstab-Echelle 1:40
Material-Material-Matériel 44x135	Date-Datum-Date 02.09.2021
Drafter-Zeichner-Rédacteur EJ	File



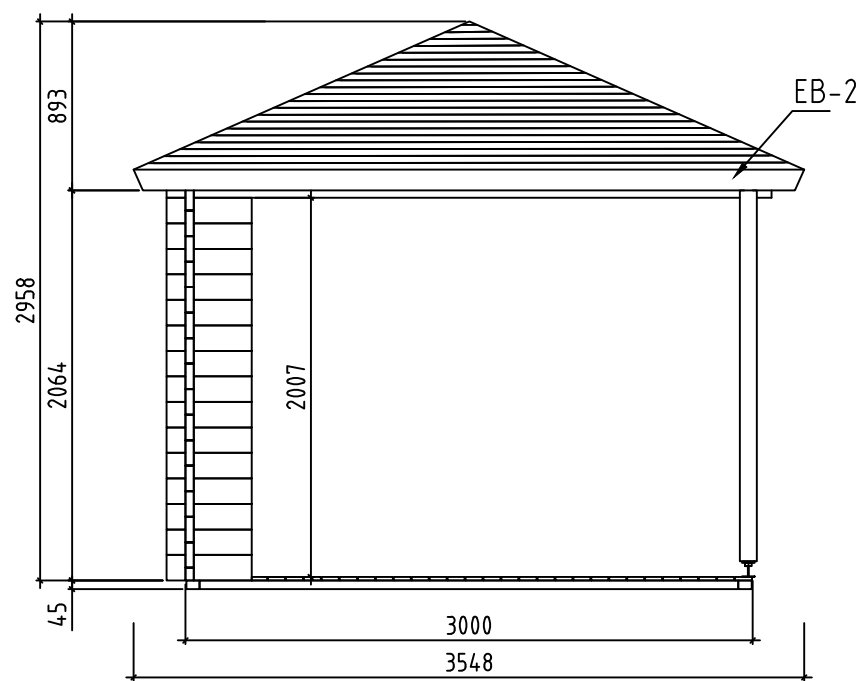
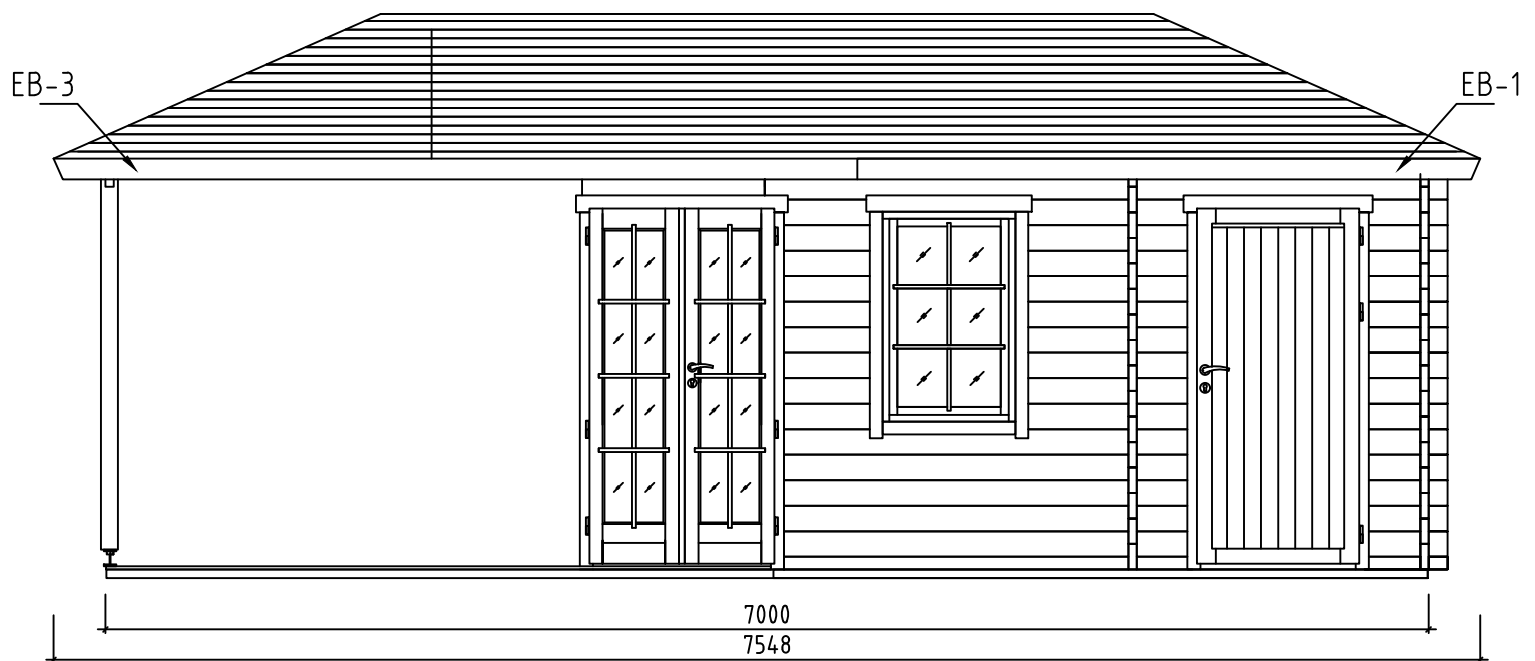
Name-Name-Nom 4437920	Page-Seite-Page 4
View-Aussicht-Vue FLOOR BOARDS-FUSSBODENBRETTER-LAME DE PLANCHER	Scale-Maßstab-Echelle
Material-Material-Matériel 44x135	Date-Datum-Date 02.09.2021
Drafter-Zeichner-Rédacteur EJ	File



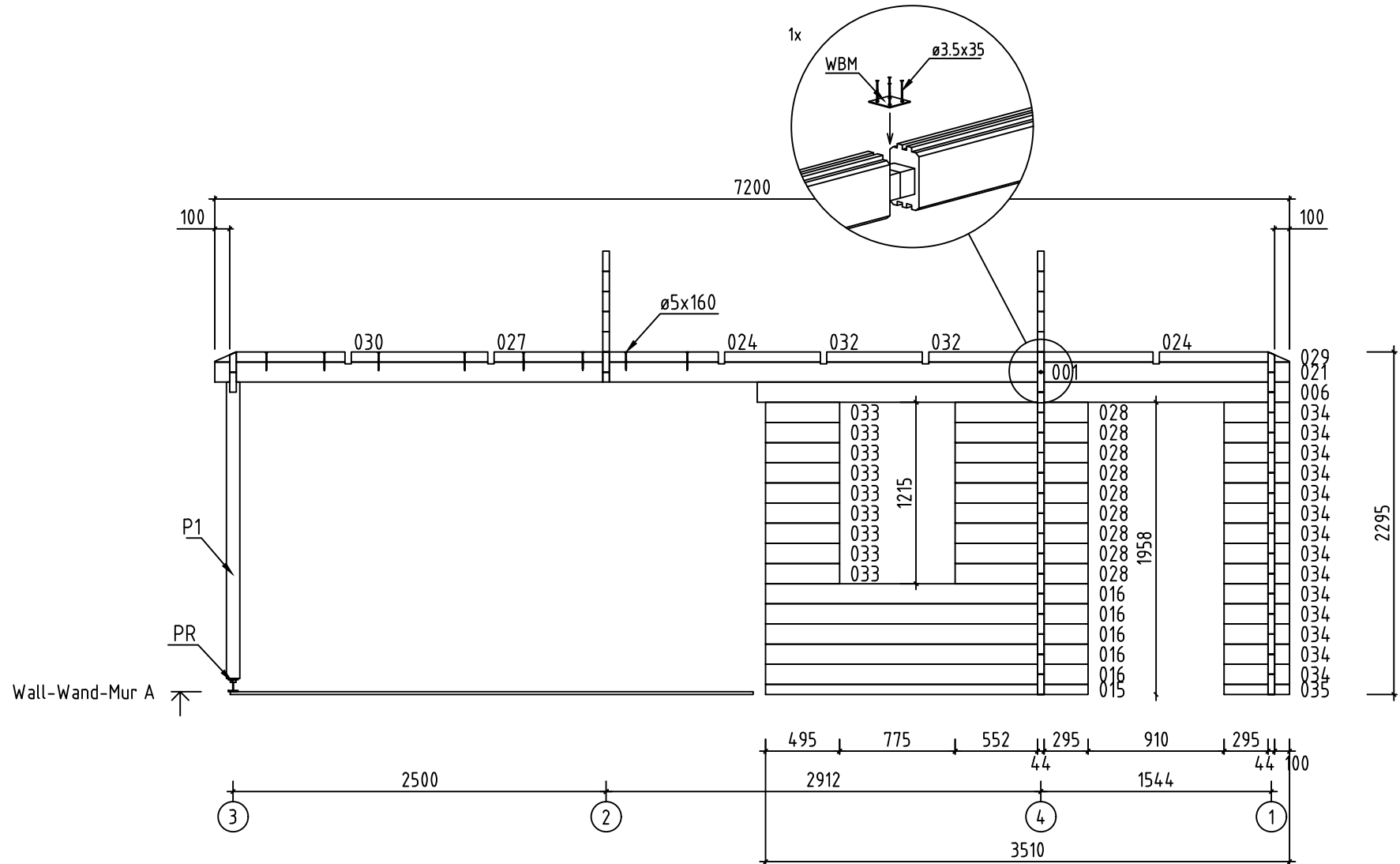
Name-Name-Nom	4437920	Page-Seite-Page	5
View-Aussicht-Vue	RAFTERS PLAN - DACHSPARREN - PLAN DE CHEVRON	Scale-Maßstab-Echelle	
Material-Material-Matériel	44x135	Date-Datum-Date	02.09.2021
Drafter-Zeichner-Rédacteur	EJ	File	



Name-Name-Nom 4437920	Page-Seite-Page 6
View-Aussicht-Vue ROOF PLAN-DACH-PLAN-PLAN DU TOIT	Scale-Maßstab-Echelle 1:40
Material-Material-Matériel 44x135	Date-Datum-Date 02.09.2021
Drafter-Zeichner-Rédacteur EJ	File

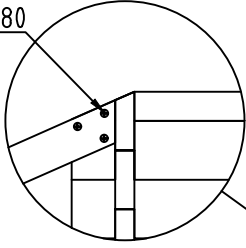


Name-Name-Nom 4437920	Page-Seite-Page 7
View-Aussicht-Vue VIEWS-ANSICHTEN-VUE DES MURS	Scale-Maßstab-Echelle 1:40
Material-Material-Matériau 44x135	Date-Datum-Date 02.09.2021
Drafter-Zeichner-Rédacteur EJ	File

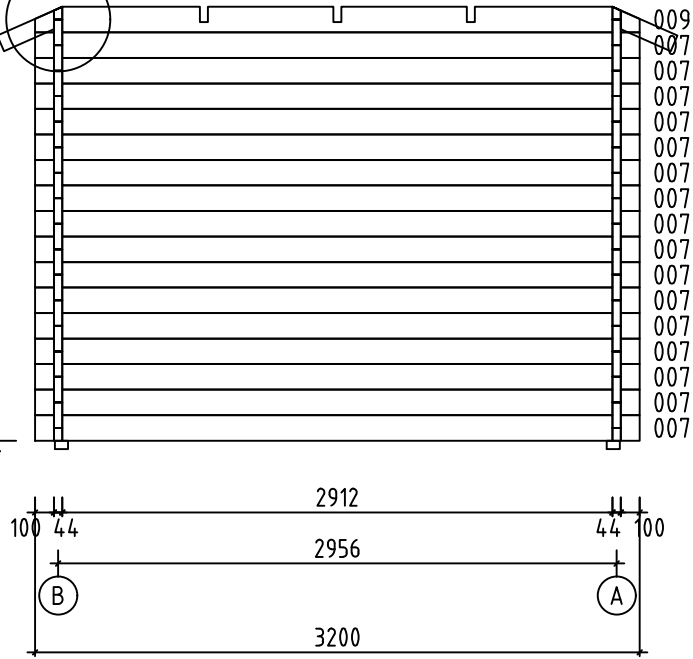


Name-Name-Nom 4 437920		Page-Seite-Page 8
View-Aussicht-Vue Wall-Wand-Mur A		Scale-Maßstab-Echelle 1:40
Material-Material-Matériel 4.4x13.5		Date-Datum-Date 02.09.2021
Drafter-Zeichner-Rédacteur EJ	File	

∅5x80

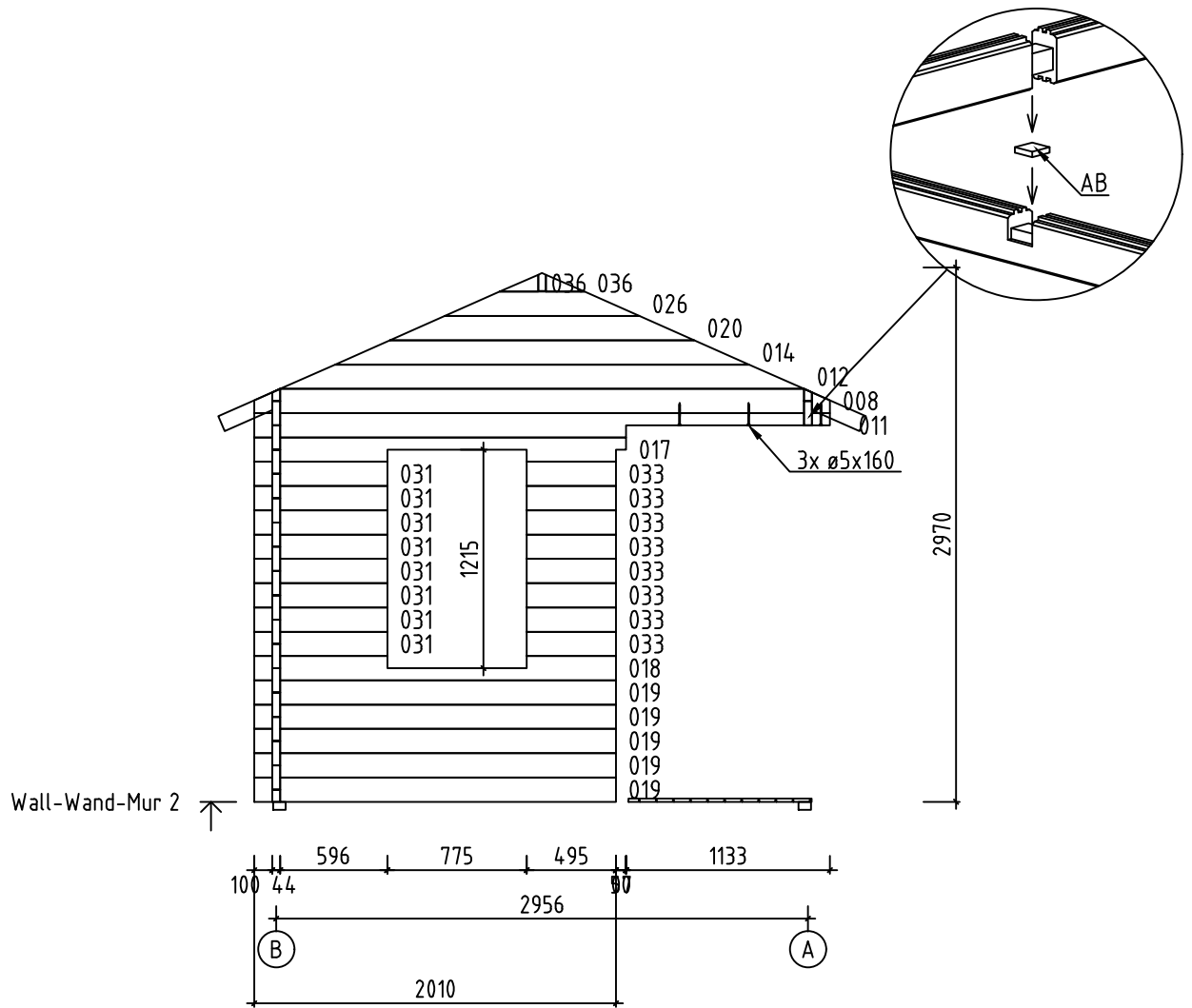


Wall-Wand-Mur 1

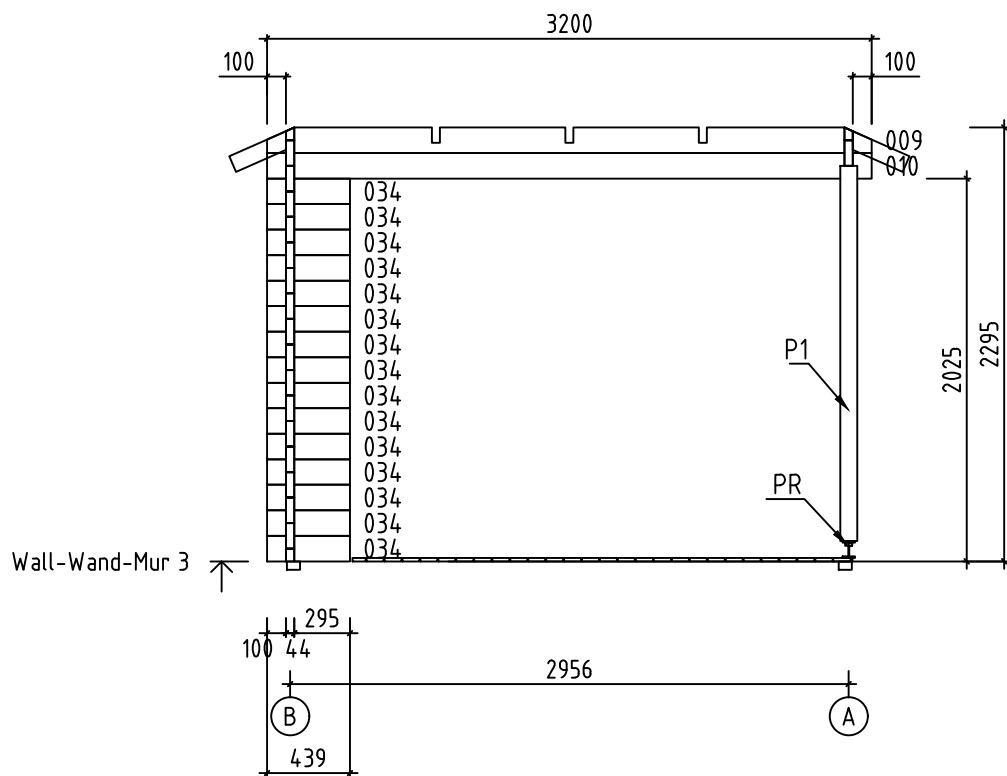


2295

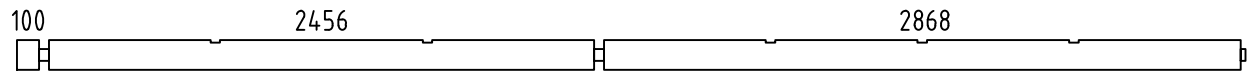
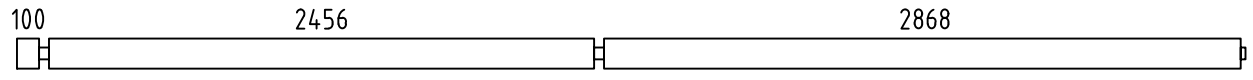
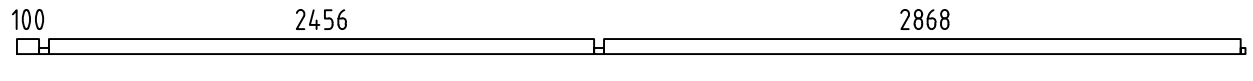
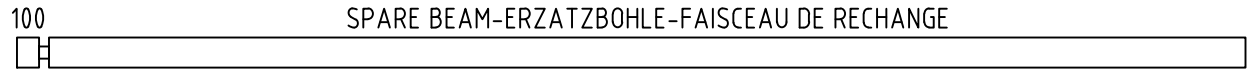
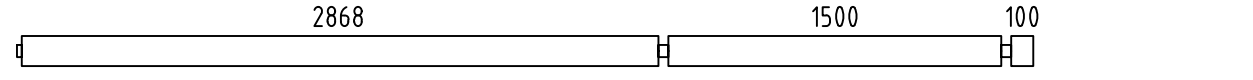
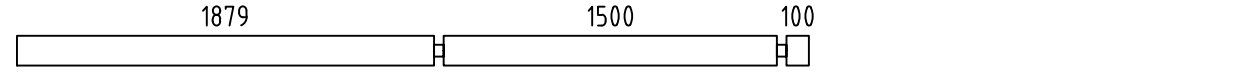

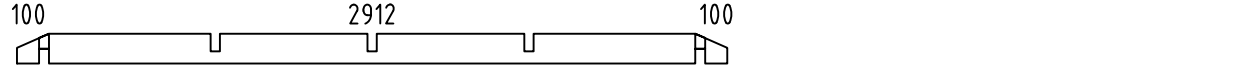

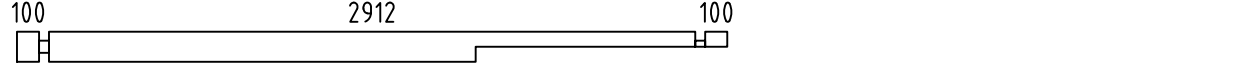
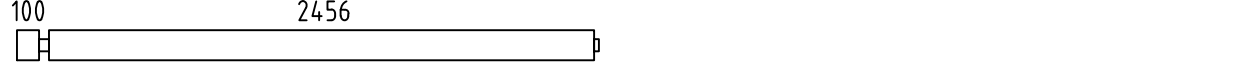














Name-Name-Nom 4437920	Page-Seite-Page 10
View-Aussicht-Vue Wall-Wand-Mur 1	Scale-Maßstab-Echelle 1:40
Material-Material-Matériel 4.4x13.5	Date-Datum-Date 02.09.2021
Drafter-Zeichner-Rédacteur EJ	File

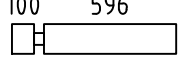


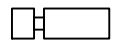
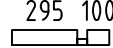
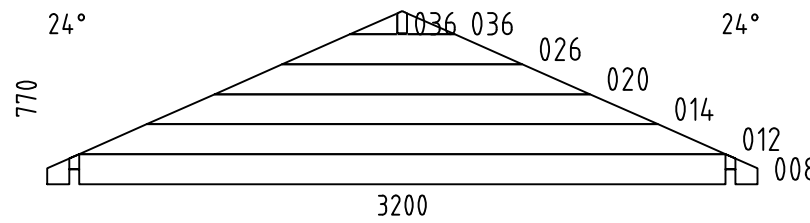
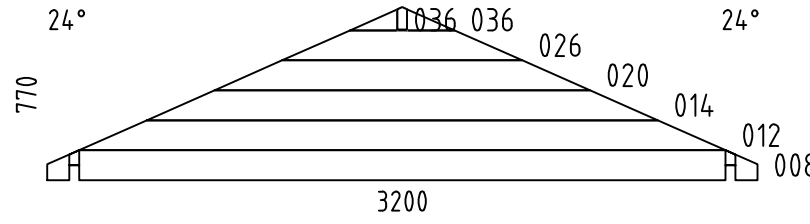













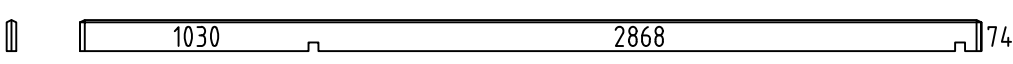
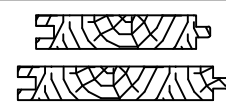



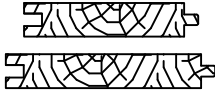
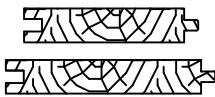
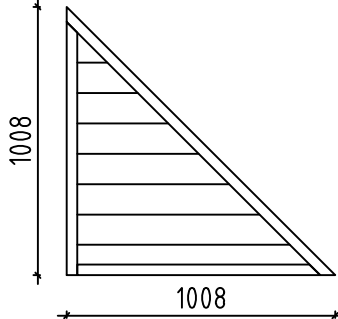







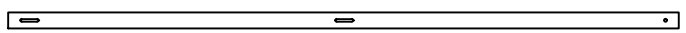







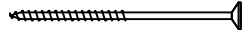
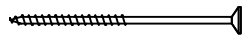
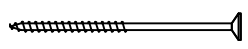
Name-Name-Nom	4437920	Page-Seite-Page	11
View-Aussicht-Vue	Wall-Wand-Mur 2	Scale-Maßstab-Echelle	1:40
Material-Material-Matériel	4.4x13.5	Date-Datum-Date	02.09.2021
Drafter-Zeichner-Rédacteur	EJ	File	

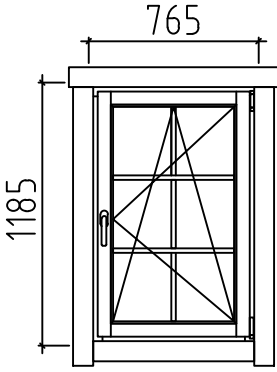
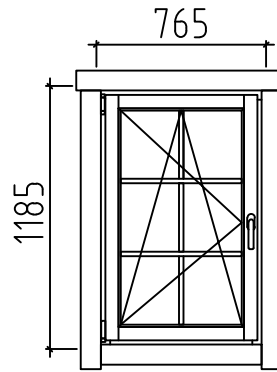
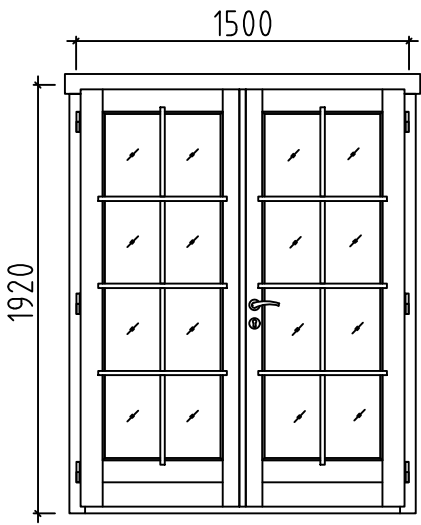
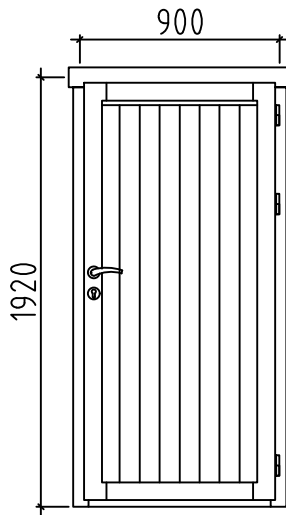


Name-Name-Nom	4437920	Page-Seite-Page	12
View-Aussicht-Vue	Wall-Wand-Mur 3	Scale-Maßstab-Echelle	1:40
Material-Material-Matériel	4.4x13.5	Date-Datum-Date	02.09.2021
Drafter-Zeichner-Rédacteur	EJ	File	

Pos	4437920 Piece list - Stückliste - Liste des pieces	Q.	P (mm)	L (mm)
001		2	44x135	5534
002		7	44x135	5534
003		1	44x68	5534
004	100 SPARE BEAM-ERZATZBOHLE-FAISCEAU DE RECHANGE 	1	44x135	5534
005		8	44x135	4578
006		1	44x135	3567
007	100  100	32	44x135	3200
009	100  100	2	44x135	3200
010	100  100	1	44x135	3200
011	100  100	1	44x135	3200
013	100  100	8	44x135	2622
015		1	44x68	2161
016		5	44x135	2161
017	100  100	1	44x135	2067
018	100  100	1	44x135	2010
019	100  100	5	44x135	2010
021		2	44x135	1666
022		7	44x135	1666
023		1	44x68	1666
024		4	44x68	1502
025		1	44x135	1461
027		2	44x68	913
028		9	44x135	891
029		2	44x68	872
030		2	44x68	872

Pos	4437920 Piece list - Stückliste - Liste des pieces	Q.	P (mm)	L (mm)
031	100 596 	8	44x135	740
032		4	44x68	640
033		17	44x135	495
034	100 295 	29	44x135	439
035	295 100 	1	44x68	439
W2-1		1		
W4-1		1		
FBI2	FOUNDATION - FUNDAMENT - FONDATION (IMM) 	2	70x45	4473
FBI5	FOUNDATION - FUNDAMENT - FONDATION (IMM) 	14	70x45	2850
FBI1	FOUNDATION - FUNDAMENT - FONDATION (IMM) 	2	70x45	2517
FBI6	FOUNDATION - FUNDAMENT - FONDATION (IMM) 	1	70x45	2422
FBI3	FOUNDATION - FUNDAMENT - FONDATION (IMM) 	1	70x45	1409
FBI4	FOUNDATION - FUNDAMENT - FONDATION (IMM) 	1	70x45	1269
P1	POST - PFOSTEN - POTEAU 	1	90x90	1985
FR5	RAFTER - DACHSPARREN - CHEVRON 	4	43x140	2178
FR6	RAFTER - DACHSPARREN - CHEVRON 	8	43x90	1890
FR4	RAFTER - DACHSPARREN - CHEVRON 	2	43x90	1880
FR3	RAFTER - DACHSPARREN - CHEVRON 	4	43x90	1132
FR2	RAFTER - DACHSPARREN - CHEVRON 	4	43x90	1131
FR1	RAFTER - DACHSPARREN - CHEVRON 	12	43x90	273
RB1	ROOF BEAM - DACHBALKEN - PANNE DE TOIT 	1	43x140	4061
F-1	FLOOR BOARDS-FUSSBODENBRETTER-LAME DE PLANCHER  or-oder-ou	33+1 26+1	88x18 114x18	2862
Name-Name-Nom 4437920		Date-Datum-Date 02.09.2021	Page-Seite-Page 2/5	

Pos	4437920 Piece list - Stückliste - Liste des pieces		Q.	P (mm)	L (mm)
F-2	FLOOR BOARDS-FUSSBODENBRETTER-LAME DE PLANCHER	 or-oder-ou	33+1 26+1	88x18 114x18	1494
R-1	ROOF BOARDS - DACHBRETTER - VOLIGES	 or-oder-ou	44+4 36+2	88x18 114x18	6000
R-2	ROOF BOARDS - DACHBRETTER - VOLIGES	 or-oder-ou	24+2 18+2	88x18 114x18	3600
EL	ELEMENT-ELEMENTE-ELEMENTEN		1	48x1008	1008
					
T-1	TERRACE BOARDS - TERRASSENBRETTER - PLANCHER DE TERRASSE (IMM)		12+1	90x18	3527
T-2	TERRACE BOARDS - TERRASSENBRETTER - PLANCHER DE TERRASSE (IMM)		17	90x18	2494
T-3	TERRACE BOARDS - TERRASSENBRETTER - PLANCHER DE TERRASSE (IMM)		3	90x18	2450
FF-1	FLOOR FILLET-FUSSBODENLEISTE - CORNIERE DE FINITION DU PLANCHER			18x35	24 m.
EB-1	EAVES BOARD - TRAUFBRETT - BANDEAU DE TOIT		1+1	18x120	3296
EB-2	EAVES BOARD - TRAUFBRETT - BANDEAU DE TOIT		2	18x120	3548
EB-3	EAVES BOARD - TRAUFBRETT - BANDEAU DE TOIT		1+1	18x120	4252
SS-1	STORM PROTECTION - STURMLEISTE - LATTE ANTI-TEMPETE		5	18x35	2190
HS1	SCREW FOR WALLBEAMS CONNECTING METAL - SCHRAUBE FÜR WANDBOHLNEN BEFESTIGUNG METALLE - VIS POUR PATTE D'ASSEMBLAGE		72	ø3.5x35	
HS	SCREW FOR EAVES BOARDS (EB) - SCHRAUBE FÜR TRAUFBRETTER (EB) - VIS DE FIXATION POUR BANDEAU DE TOIT (EB)		72	ø4.5x50	
HS	SCREW FOR POST HEIGHT ADJUSTMENT (PR) - SCHRAUBE FÜR REGULIERUNGSSCHRAUBE FÜR PFOSTEN (PR) - VIS DE FIXATION DE SUPPORT RÉGLABLE DE POTEAU (PR)		8	ø4.5x50	
HS	SCREW FOR FIXING ELEMENT (EL)-SCHRAUBEN FÜR BEFESTIGUNG ELEMENTE (EL) - VIS DE FIXATION ELEMENTEN (EL)		6	ø4.5x70	
HS	SCREW FOR POST (P) - SCHRAUBE FÜR PFOSTEN (P) - VIS DE FIXATION DES POTEAUX (P)		2	ø4.5x70	
HS	SCREW FOR RAFTER (FR) - SCHRAUBEN ZUR BEFESTIGUNG DACHSPARREN (FR) - VIS POUR CHEVRON (FR)		52	ø4.5x80	
HS	SCREW FOR FIXING ELEMENT (EL)-SCHRAUBEN FÜR BEFESTIGUNG ELEMENTE (EL) - VIS DE FIXATION ELEMENTEN (EL)		3	ø4.5x90	
HS	SCREW FOR 1. WALL BEAM - SCHRAUBE FÜR 1. BOHLENREIHE - VIS DE FIXATION DES FONDATIONS		11	ø5x120	
HS	SCREW FOR FUNDAMENT (FBI) - SCHRAUBE ZUR BEFESTIGUNG FUNDAMENT (FBI) - VIS POUR FONDATION (FBI)		74	ø5x120	
HS	SCREW FOR GABLE - SCHRAUBE FÜR GIEBEL - VIS POUR FIXATION DES PIGNONS		24	ø5x120	
Name-Name-Nom	4437920	Date-Datum-Date	02.09.2021	Page-Seite-Page	3/5

Pos	4437920 Piece list - Stückliste - Liste des pieces	Q.	P (mm)	L (mm)
	WINDOW-FENSTER-FENETRE, AST PRE 	R	1	765x1185
	WINDOW-FENSTER-FENETRE, AST PRE 	L	1	765x1185
	DOOR-TÜR-PORTE, AST PRE 	R	1	1500x1920
	DOOR-TÜR-PORTE, AST PRE 	R	1	900x1920