

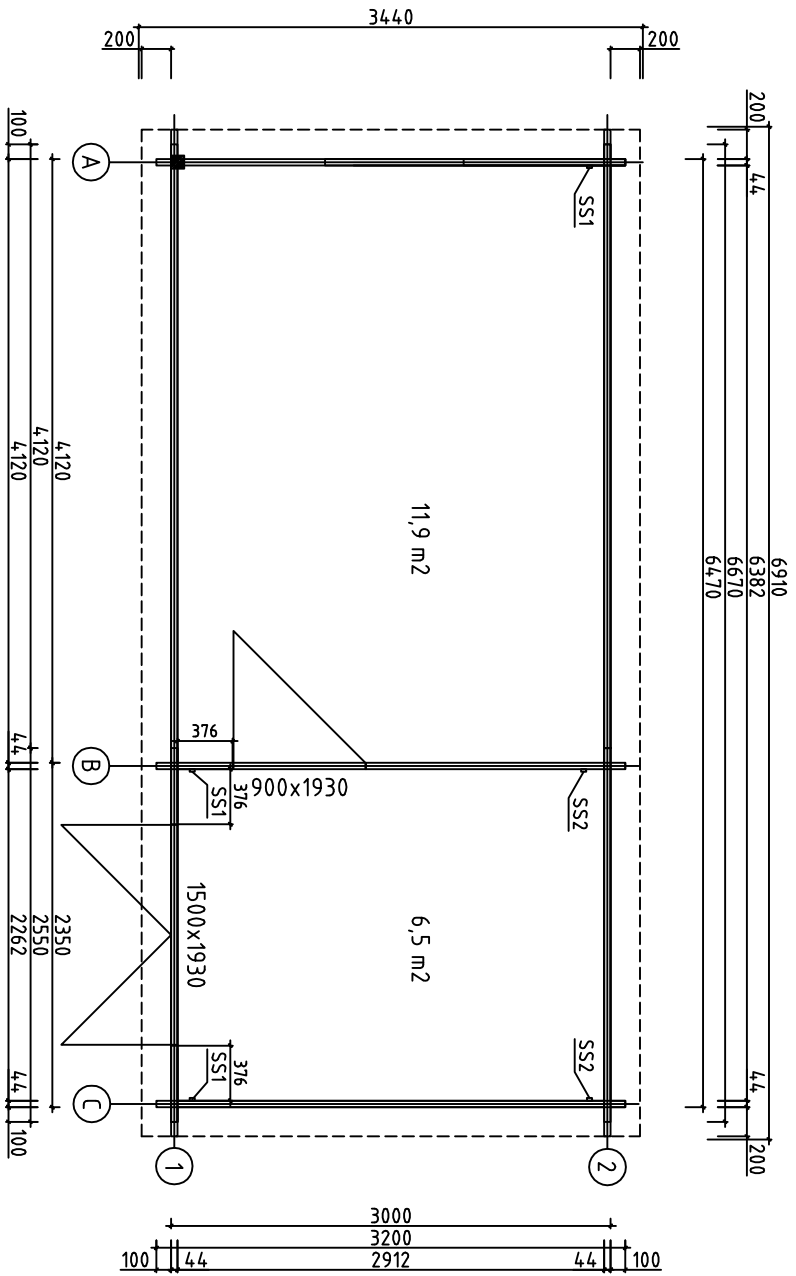
Date rev. Description V 1.0

House Bayern ISO 4,4 Sheet 1

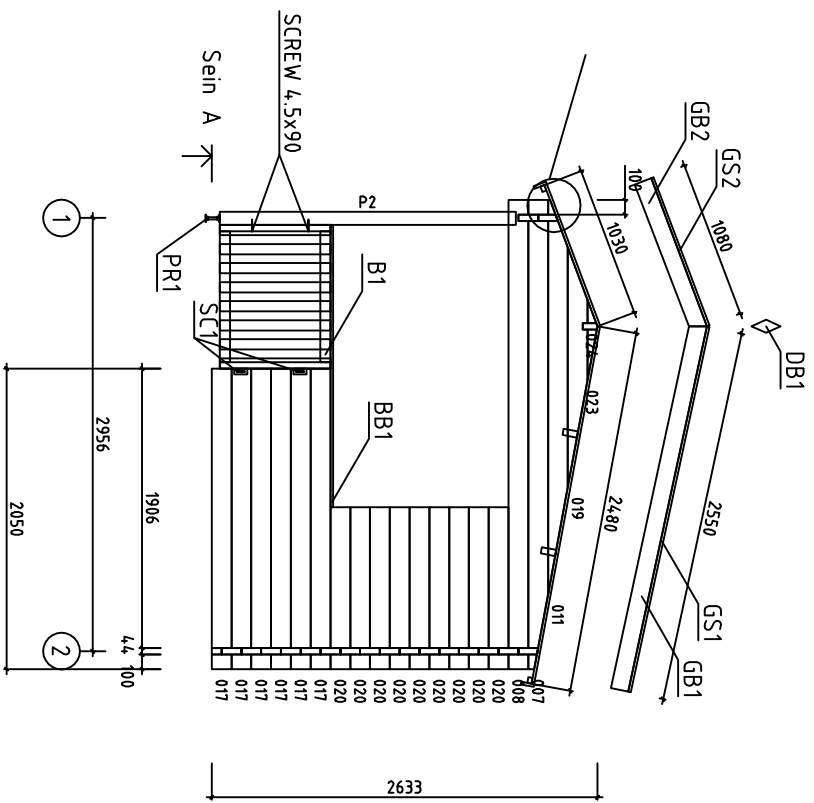
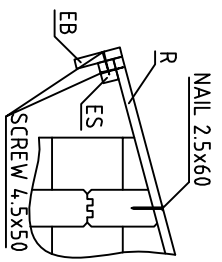
Drawing 3D Scale

Material 4,4x135 Date 03.12.2019

Drawer K.K. File Bayern ISO 4,4 3D.dwg

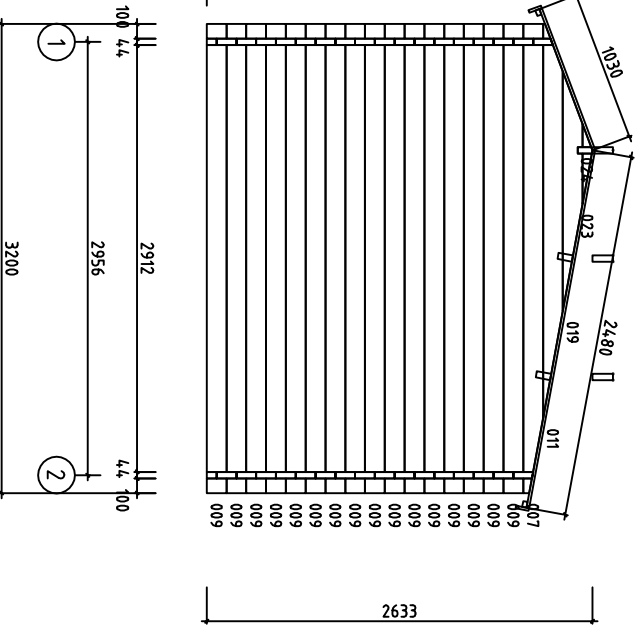


House	Bayern ISO 4,4	Sheet	2
Drawing	GRUNDPLAN-GRUNDPLAN-PLAN	Scale	1:50
Material	4,4x135	Date	03.12.2019
Drawer	K.K.	File	Bayern ISO 4,4.dwg

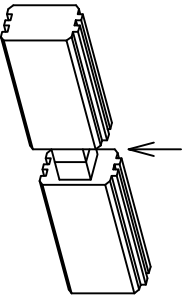


House	Bayern ISO 44	Sheet	3
Drawing	SEIN A	Scale	1:50
Material	44x135	Date	03.12.2019
Drawer	K.K.	File	Bayern ISO 44.dwg

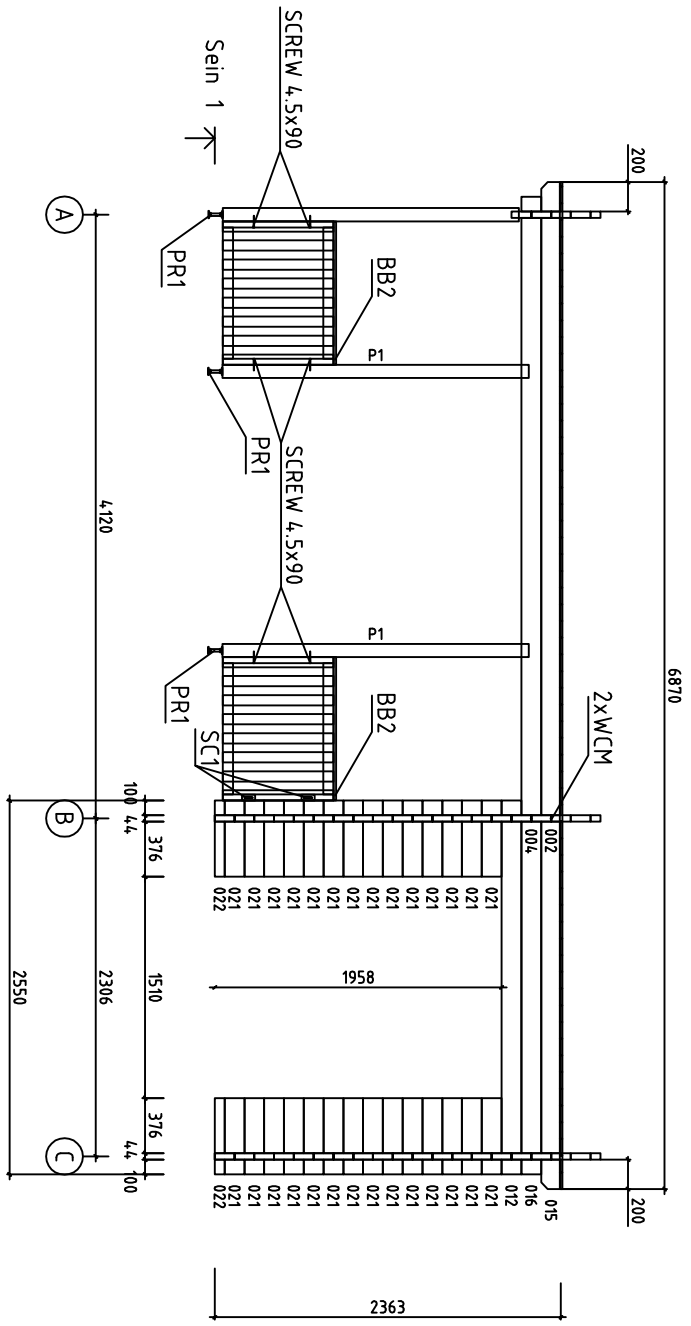
Sein C ↗



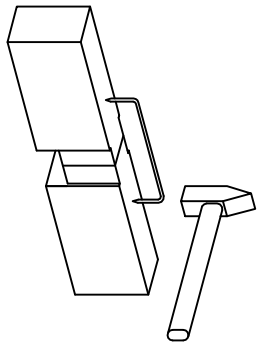
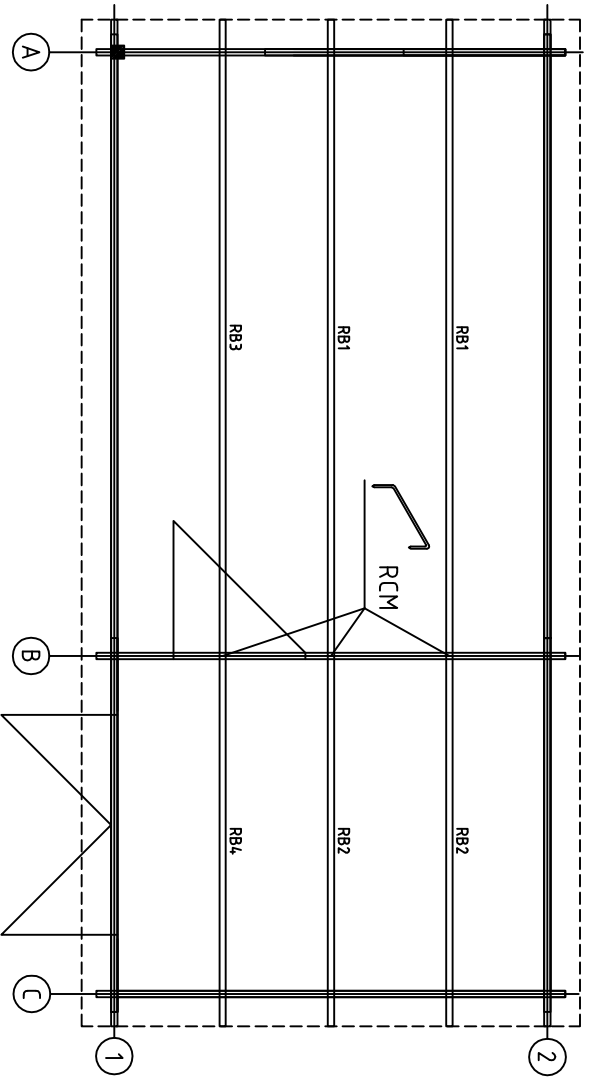
House	Bayern ISO 44	Sheet	5
Drawing	SEIN C	Scale	1:50
Material	44x135	Date	03.12.2019
Drawer	K.K.	File	Bayern ISO 44.dwg



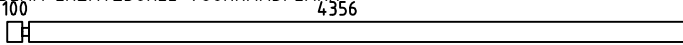
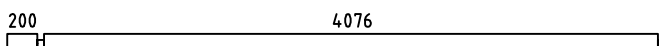
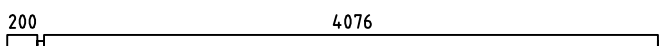
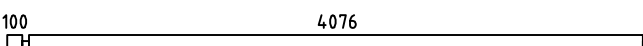
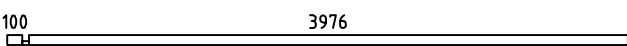
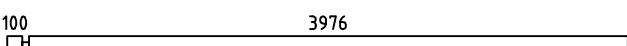
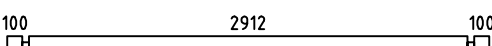
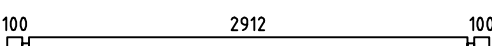
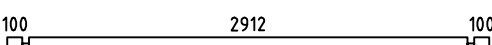
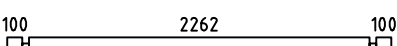
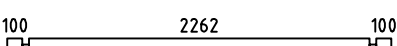
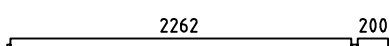
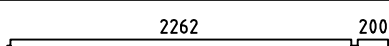
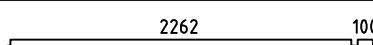





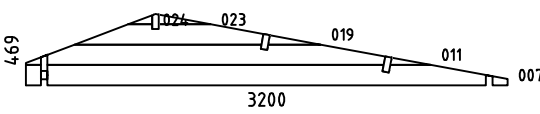
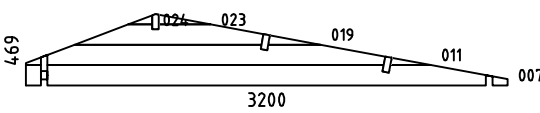
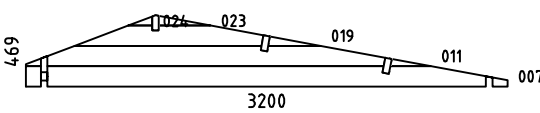
VIS 3,5x35
4x




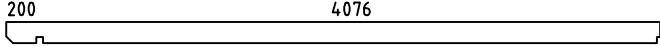
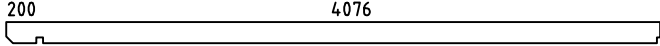
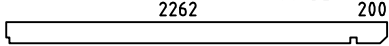



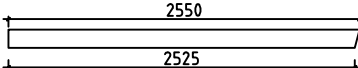








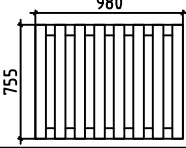














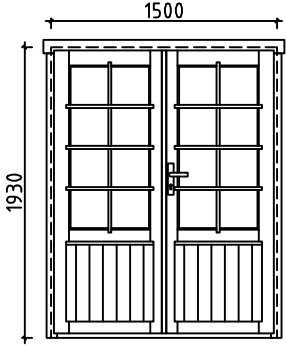
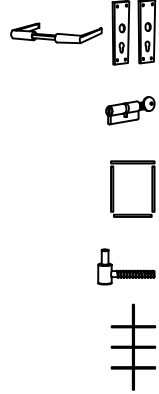
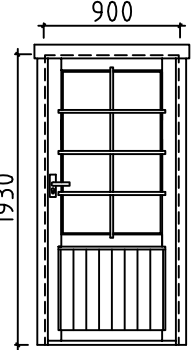
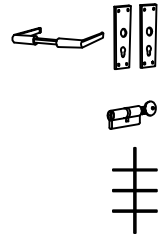
House	Bayern ISO 44	Sheet	6
Drawing	SEIN 1	Scale	1:50
Material	44x135	Date	03.12.2019
Drawer	K.K.	File	Bayern ISO 44.dwg



House	Bayern ISO 44	Sheet	8
Drawing	GRUNDPLAN-GRUNDPLAN-PLAN	Scale	1:50
Material	4.3X14.0	Date	03.12.2019
Drawer	K.K.	File	Bayern ISO 44.dwg

Pos		Pcs	Profile (mm)	L (mm)	
001	SPARE BEAM-ERZATZBOHLE-VOORRAADPLANK 100 4356 	1	44x135	4500	
002	200 4076 	1	44x135	4342	
003	200 4076 	1	44x135	4342	
004	100 4076 	9	44x135	4242	
005	100 3976 	1	44x68	4120	
006	100 3976 	7	44x135	4120	
008	100 2912 100 	1	44x135	3200	
009	100 2912 100 	17	44x135	3200	
010	100 2912 100 	1	44x135	3200	
012	100 2262 100 	8	44x135	2550	
013	100 2262 100 	1	44x68	2550	
014	2262 200 	1	44x135	2528	
015	2262 200 	1	44x135	2528	
016	2262 100 	9	44x135	2428	
017	1906 100 	6	44x135	2050	
018	1626 100 	14	44x135	1770	
020	960 100 	9	44x135	1104	
021	100 376 	42	44x135	520	
022	100 376 	2	44x68	520	
WA-1		1	44x469	3200	
WB-1		1	44x469	3200	
WC-1		1	44x469	3200	
House Bayern ISO 44		Material		File Bayern ISO 44.dwg	Sheet 9

Pos			Pcs	Profile (mm)	L (mm)
HB	HIT BLOCK-SCHLAGHÖLZER-BLAZENPLANK		2	44x135	300
P1	POST-PFOSTEN-STUT		2	90x90	2090
P2	POST-PFOSTEN-STUT		1	90x90	2020
RB1	ROOFBEAMS-DACHBALKEN-DAKBALK 4076		2	43x140	4342
RB3	ROOFBEAMS-DACHBALKEN-DAKBALK 4076		1	43x140	4342
RB2	ROOFBEAMS-DACHBALKEN-DAKBALK 2262		2	43x140	2528
RB4	ROOFBEAMS-DACHBALKEN-DAKBALK 2262		1	43x140	2528
R1	ROOFBOARD-DACHBRETT-DAKPLANK	 or-oder-of	80+1 61+1	18x88 18x114	2480
R2	ROOFBOARD-DACHBRETT-DAKPLANK	 or-oder-of	80 61	18x88 18x114	1030
GB1	GABLE BOARD-GIEBELBLENDE-GEVELPLANK		2	18x120	2550
GB2	GABLE BOARD-GIEBELBLENDE-GEVELPLANK		2	18x120	1080
GS1	ROOF FELT FILLET-GIEBELLEISTE-GEVELLIJST		2	18x70	2235
GS2	ROOF FELT FILLET-GIEBELLEISTE-GEVELLIJST		2	18x70	2235
EB1	EAVE BOARD-TRAUFBRETT-AFDEKPLANK		4	18x90	3435
ES1	EAVE SLAT-TRAUFENLEISTE-AFDEKLIJST		4	30x40	3435
DB1	DIAMOND-RAUTE-DIAMANT		2	18x90	200
BB1			1	18x90	1926
BB2			2	18x90	980
B1			3	61x755	980
SS1	STORM SLAT-STURMLEISTE-STORMLIJST		3	18x35	2300
SS2	STORM SLAT-STURMLEISTE-STORMLIJST		2	18x35	2140
SPJ	WALL FIXING SLAT-WANDBOHLN BEFESTIGUNGS LEISTE- PATTE D ASSEMBLAGE		2	18x70	2000
PR1	POST REGULATOR-PFOSTEN REGLER-STUT REGELAAR		3		
SC1	STEEL CORNER-STAHL ECKE-STALEN HOEK		4	35x130	35

Pos		Pcs	Profile (mm)	L (mm)
WCM	WALLBEAMS CONNECTING METAL - WANDBOHLEN BEFESTIGUNG METALLE MUURBALKEN POOLING METALEN 	11	2x20	30
RCM	ROOFBEAMS CONNECTING METAL / DACHBALKEN BEFESTIGUNGSMETALLE DAKBALKEN POOLING METALEN 	3	∅6	200
	SCREWS - SCHRAUBEN - SCHROEF FOR - FÜR - VOOR SS1, SS2, SPJ 	27	∅6.0	50
	WASHER - SCHEIBE - SCHIJF FOR - FÜR - VOOR SS1, SS2, SPJ 	27	∅6.0	18
	NAIL - NAGEL - NAGEL FOR - FÜR - VOOR R1 	405	∅2.5	60
	SCREWS - SCHRAUBEN - SCHROEF FOR - FÜR - VOOR GB1, GS1, EB1, ES1, DB1, P1, PR1 	100	∅4.5	50
	SCREWS - SCHRAUBEN - SCHROEF FOR - FÜR - VOOR 1x006, 1x020, 2x028, RB1, RB2, RB3, RB4 	22	∅6.0	160
	<p>DOUBLEDOR - DOPPELTÜR - DUBBELE DEUR (right-rechts-rechts) AST_PRE P</p>  	1	1500	1930
	<p>DOOR - TÜR - DEUR (right-rechts-rechts) AST_PRE P</p>  	1	900	1930