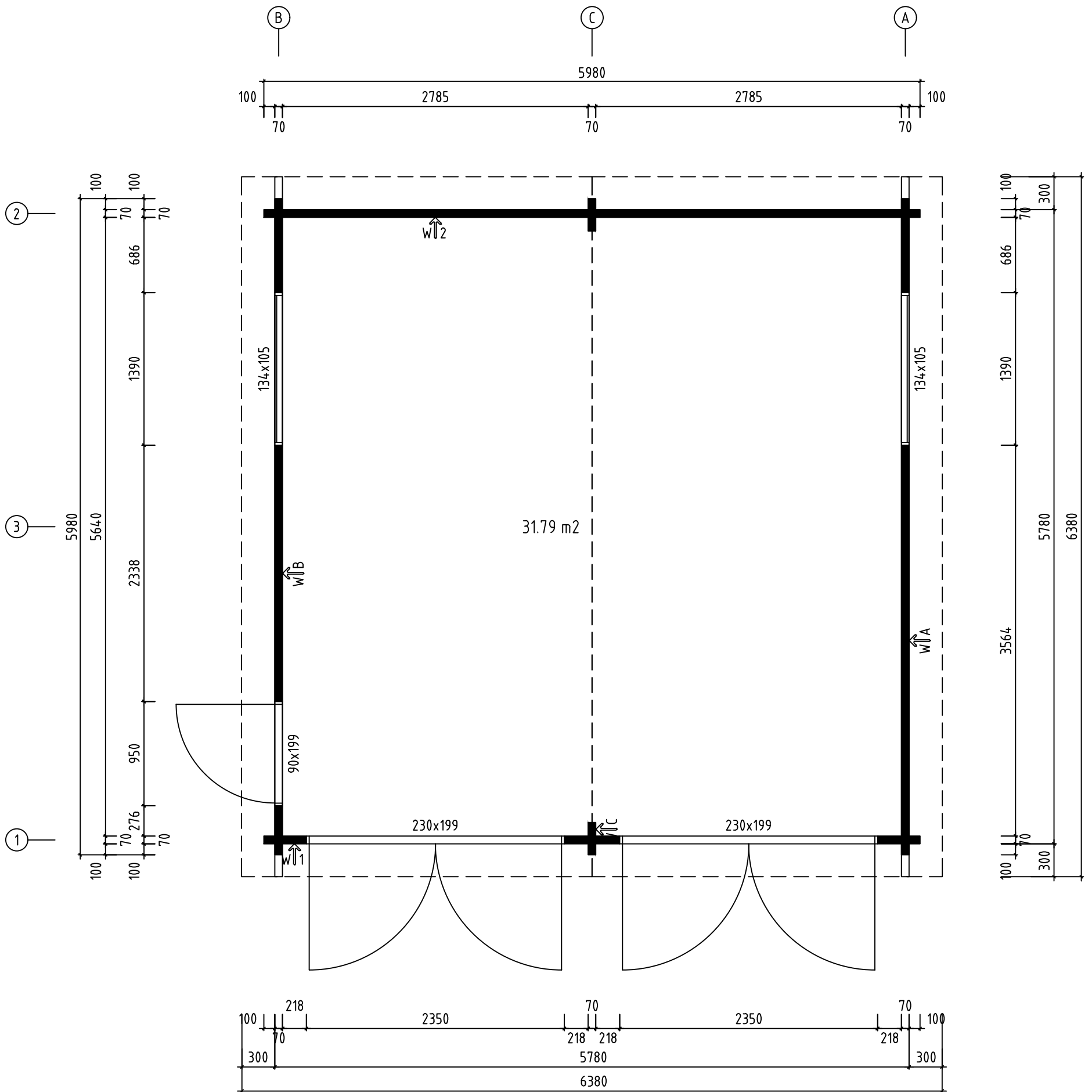
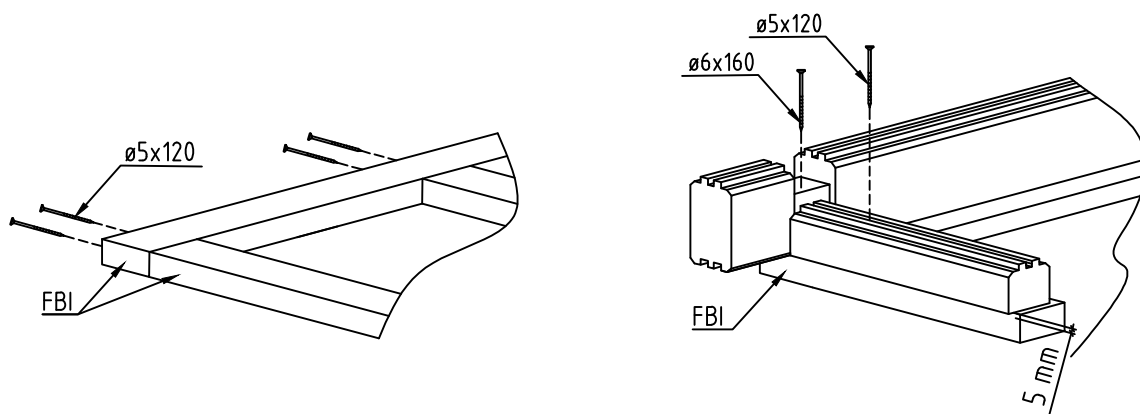
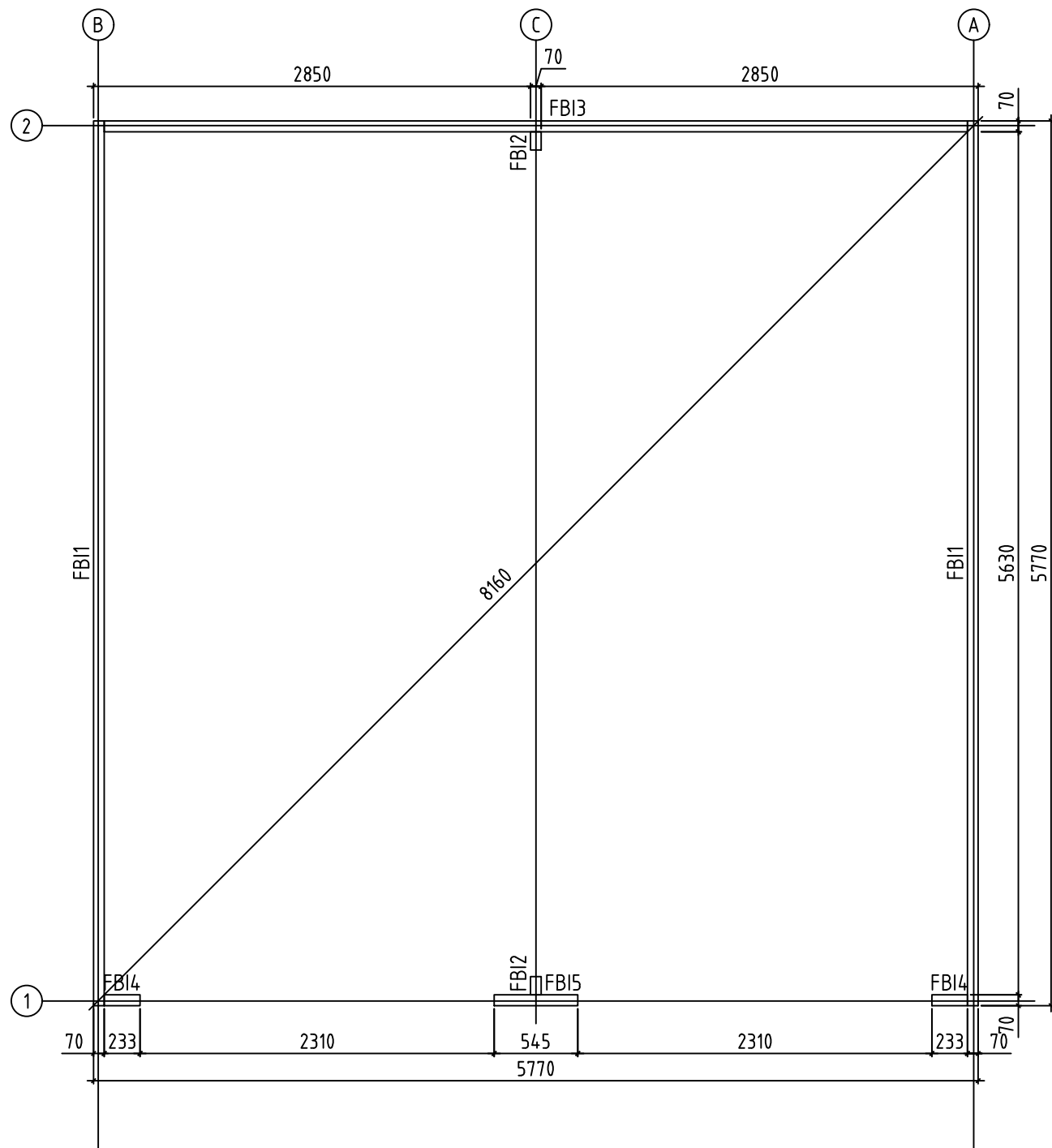


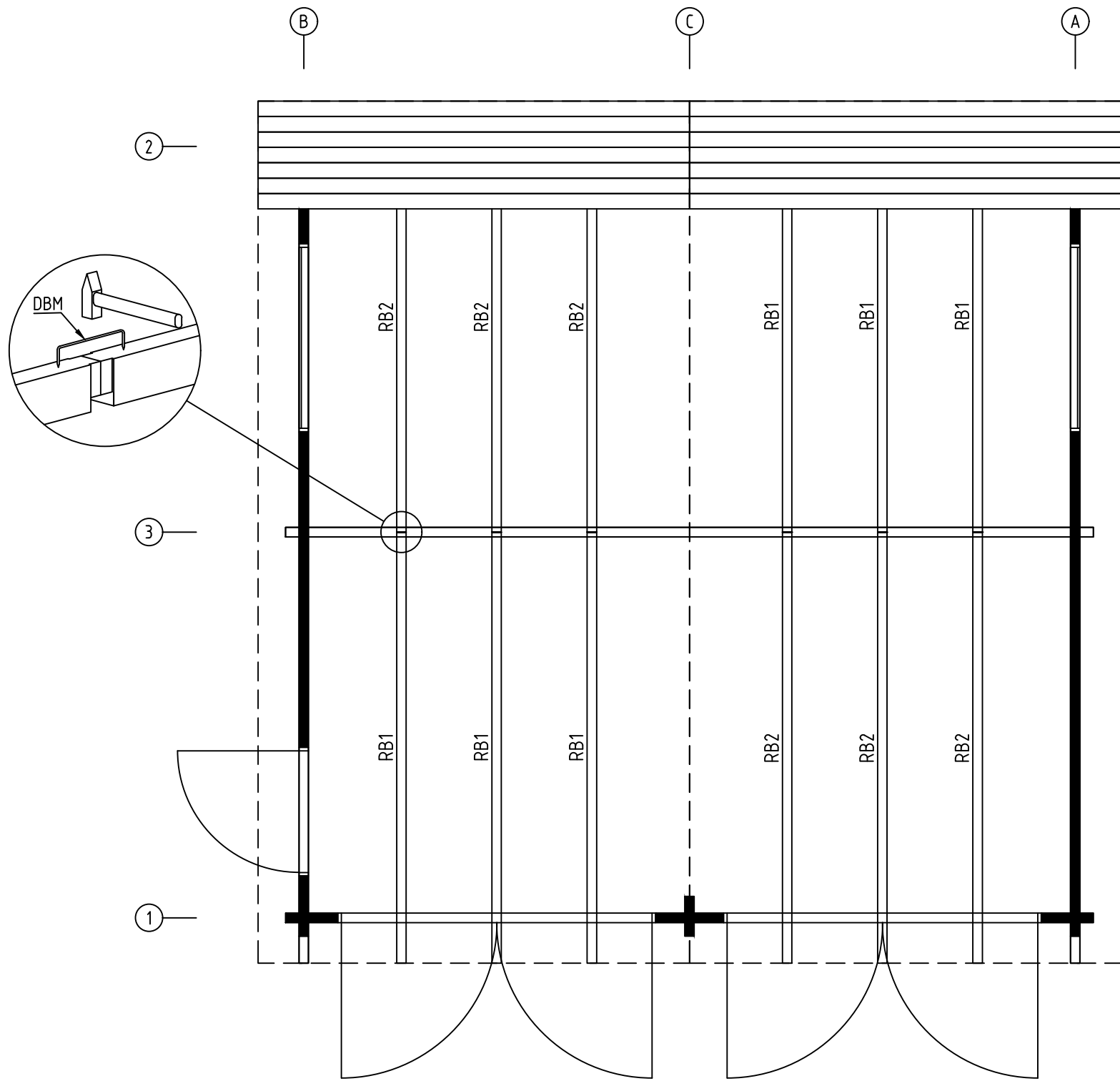
Name-Name-Nom	7033781	Page-Seite-Page	1
View-Aussicht-Vue	3D	Scale-Maßstab-Echelle	1:40
Material-Material-Matériau	44x135	Date-Datum-Date	13.09.2021
Drafter-Zeichner-Rédacteur	EJ	File	



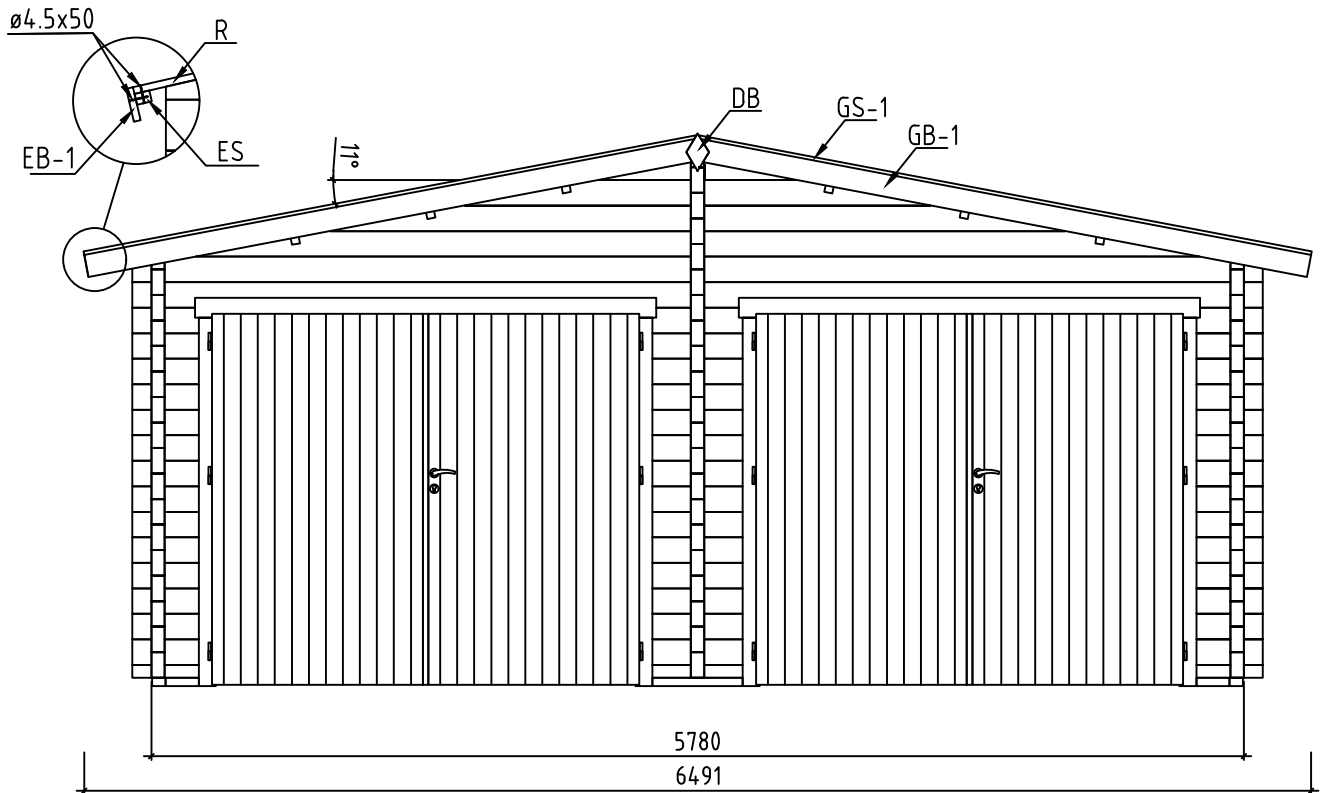
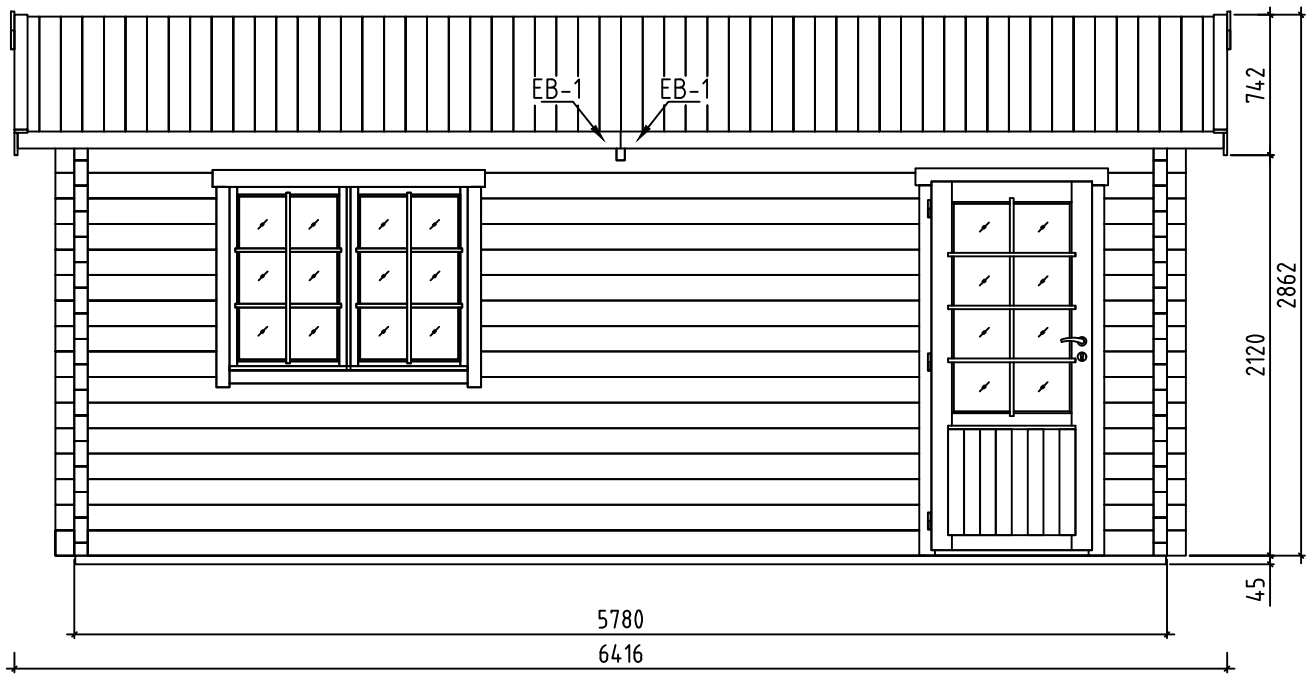
Name-Name-Nom 7033781		Page-Seite-Page 2
View-Aussicht-Vue GROUNDPLAN - GRUNDPLAN - PLAN DE MASSE		Scale-Maßstab-Echelle 1:40
Material-Material-Matériau 44x135		Date-Datum-Date 13.09.2021
Drafter-Zeichner-Rédacteur EJ	File	



Name-Name-Nom 7033781	Page-Seite-Page 3
View-Aussicht-Vue FOUNDATION - FUNDAMENT - FONDATION	Scale-Maßstab-Echelle 1:40
Material-Material-Matériel 44x135	Date-Datum-Date 13.09.2021
Drafter-Zeichner-Rédacteur EJ	File

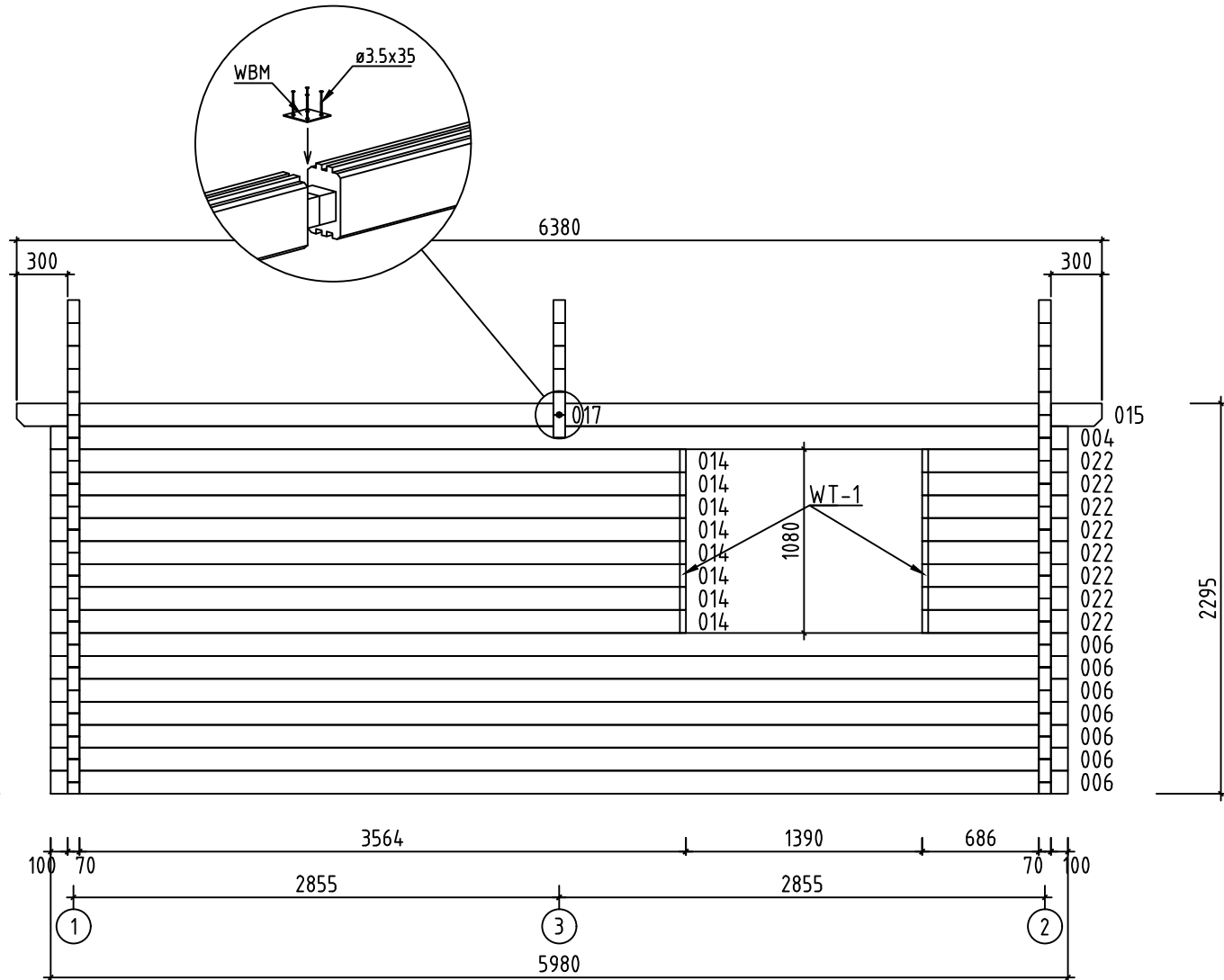


Name-Name-Nom 7033781	Page-Seite-Page 4
View-Aussicht-Vue ROOF PLAN-DACH-PLAN-PLAN DU TOIT	Scale-Maßstab-Echelle 1:40
Material-Material-Matériau 44x135	Date-Datum-Date 13.09.2021
Drafter-Zeichner-Rédacteur EJ	File

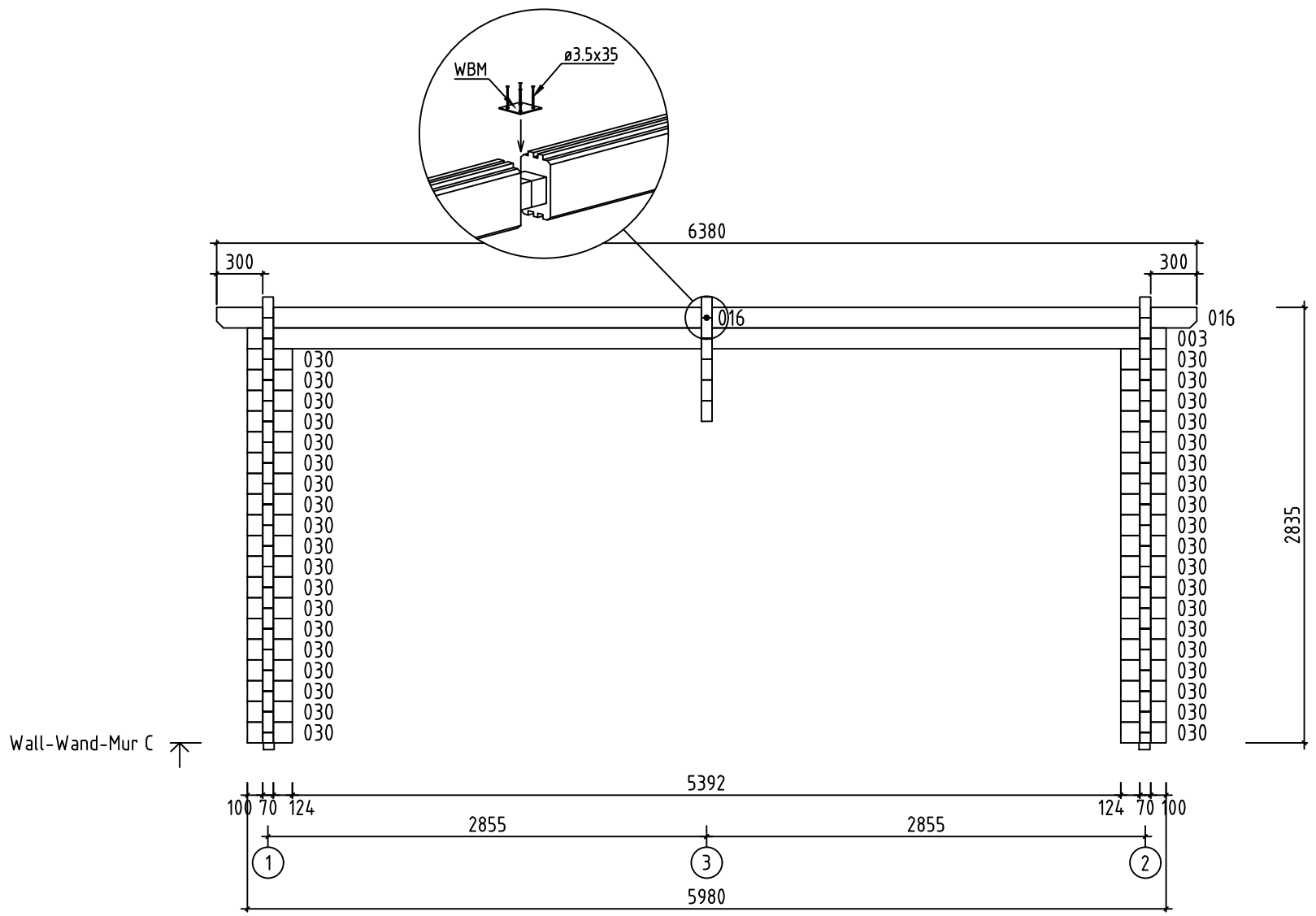


Name-Name-Nom 7033781		Page-Seite-Page 5
View-Aussicht-Vue VIEWS-ANSICHTEN-VUE DES MURS		Scale-Maßstab-Echelle 1:40
Material-Material-Matériel 44x135		Date-Datum-Date 13.09.2021
Drafter-Zeichner-Rédacteur EJ	File	

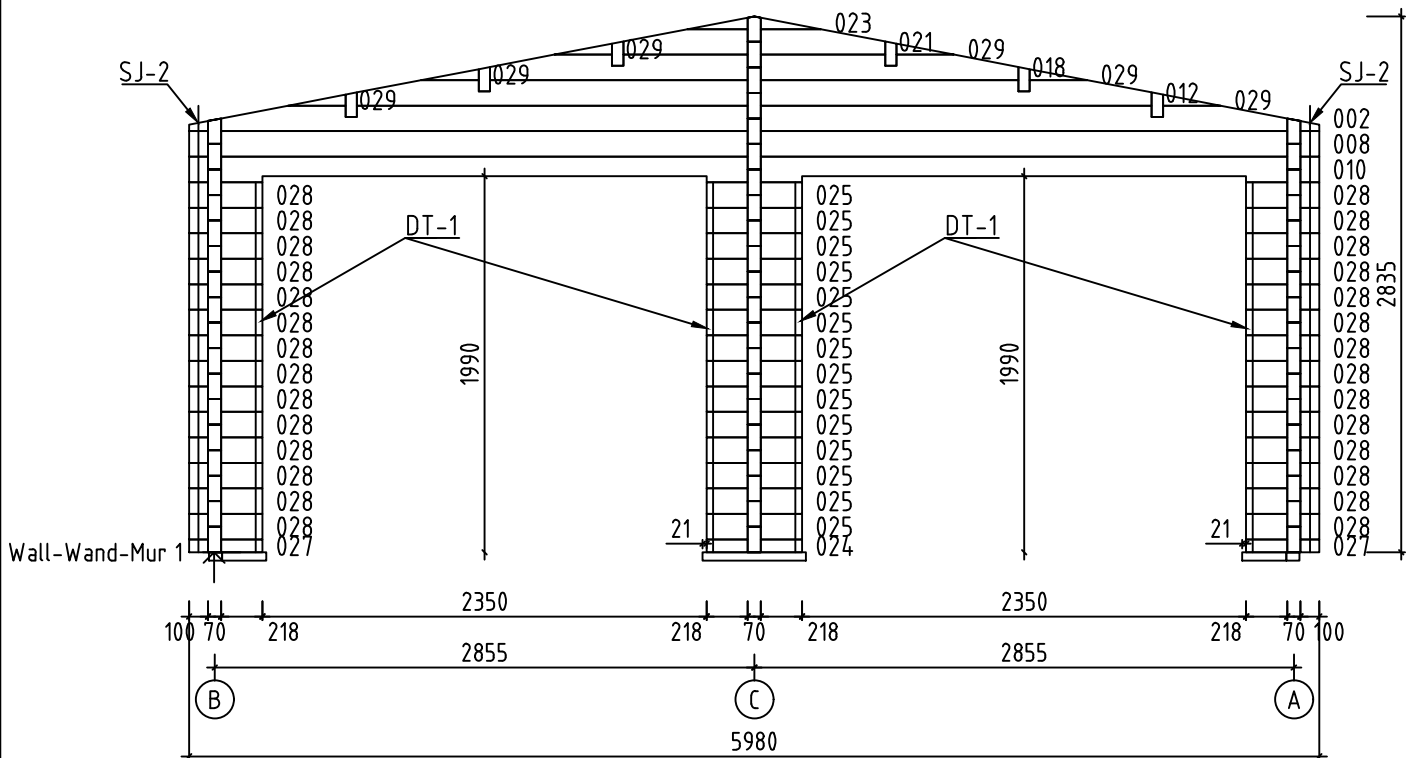
Wall-Wand-Mur A ↗



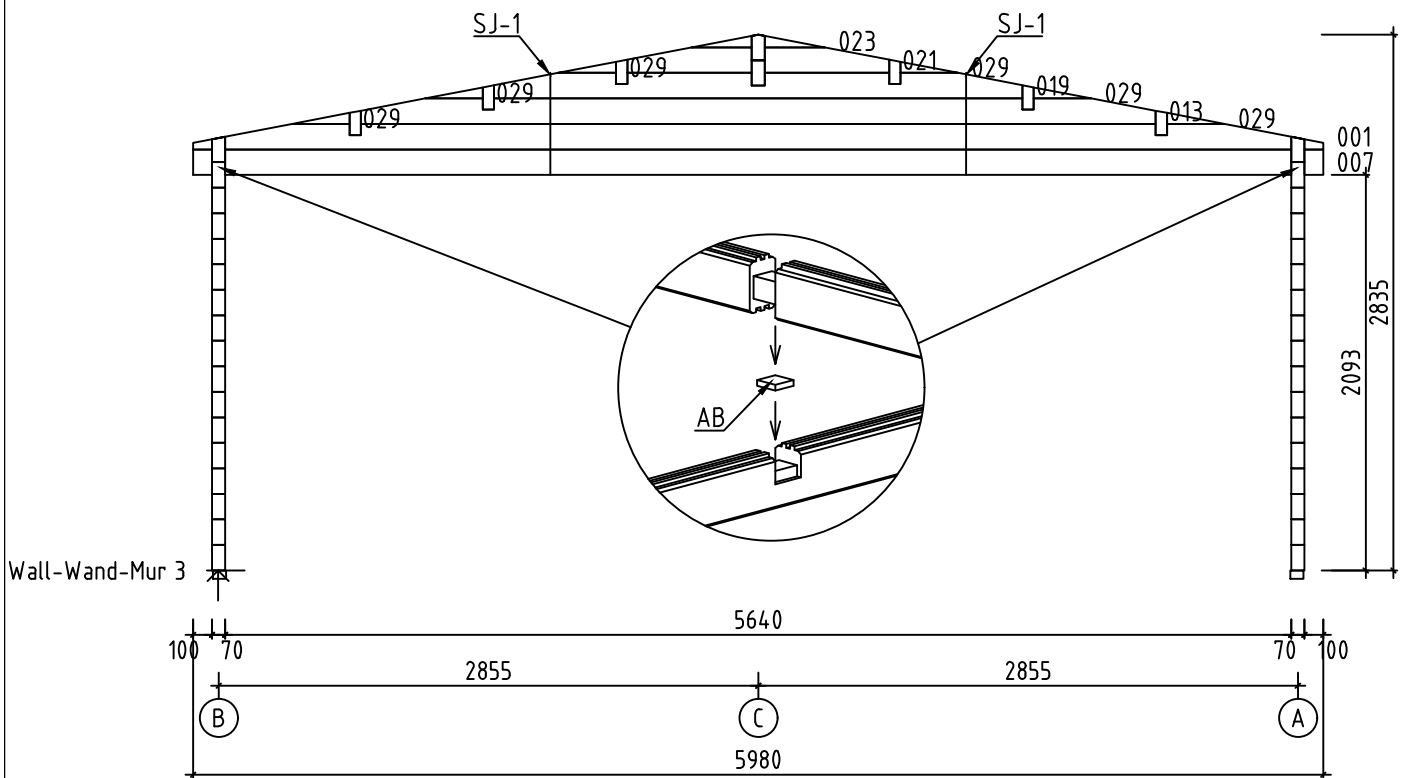
Name-Name-Nom 7033781		Page-Seite-Page 6
View-Aussicht-Vue Wall-Wand-Mur A		Scale-Maßstab-Echelle 1:40
Material-Material-Matériau 7.0x13.5		Date-Datum-Date 13.09.2021
Drafter-Zeichner-Rédacteur EJ	File	



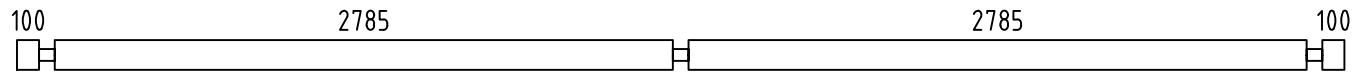
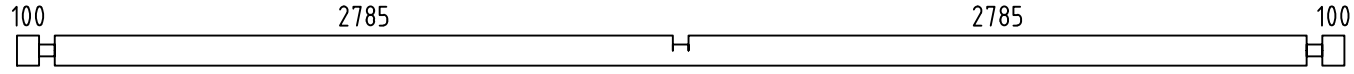
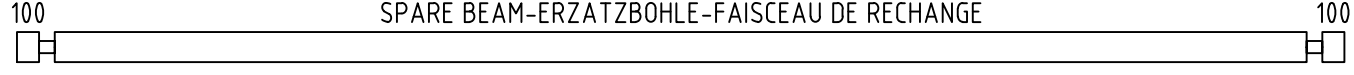


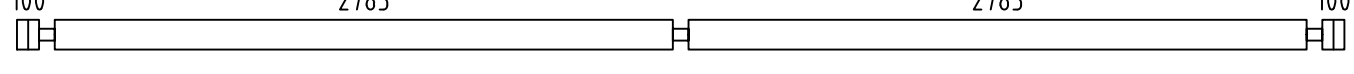
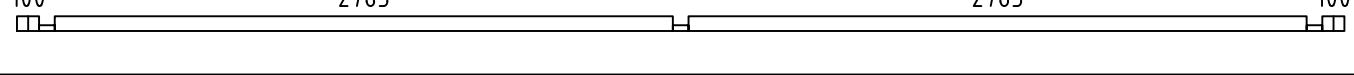
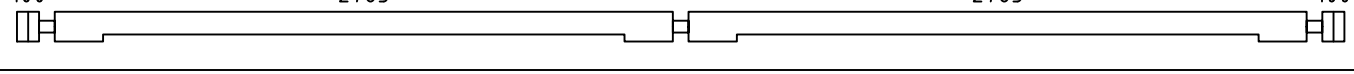



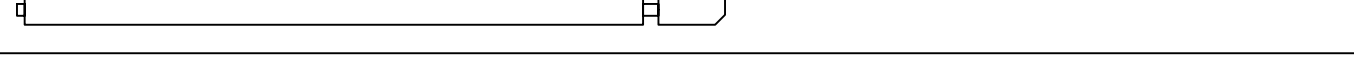
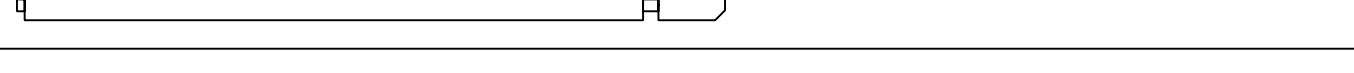







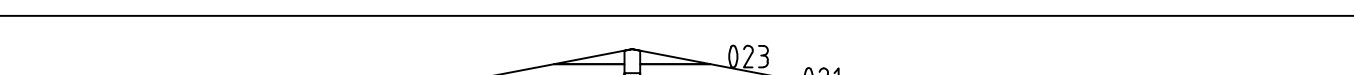
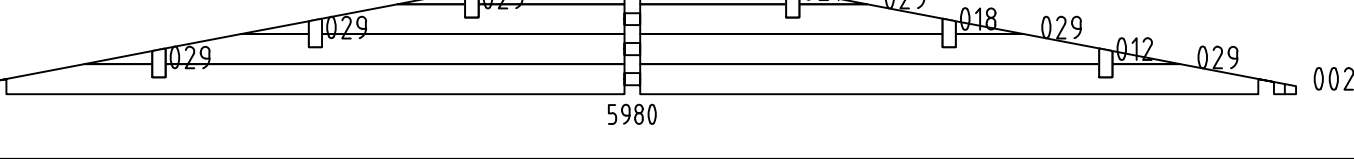
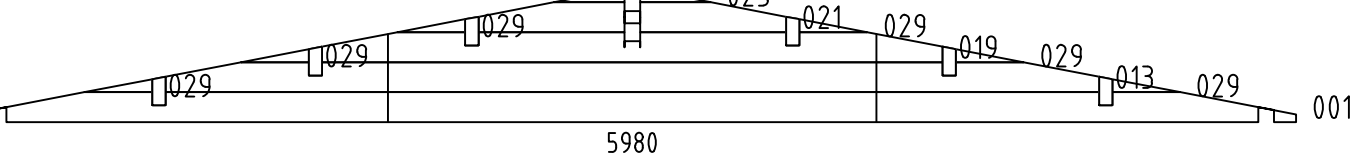
Name-Name-Nom 7033781		Page-Seite-Page 8
View-Aussicht-Vue Wall-Wand-Mur C		Scale-Maßstab-Echelle 1:40
Material-Material-Matériel 7.0x13.5		Date-Datum-Date 13.09.2021
Drafter-Zeichner-Rédacteur EJ	File	













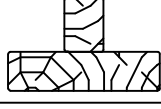
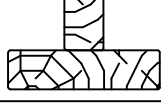
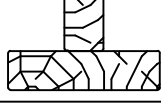

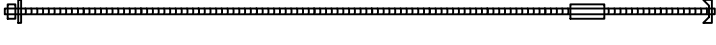
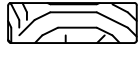
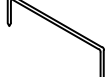








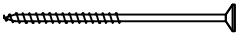
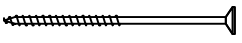
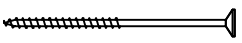


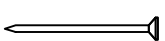
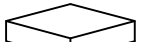



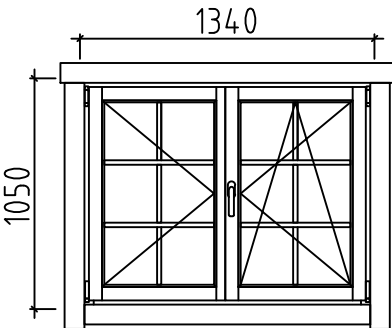
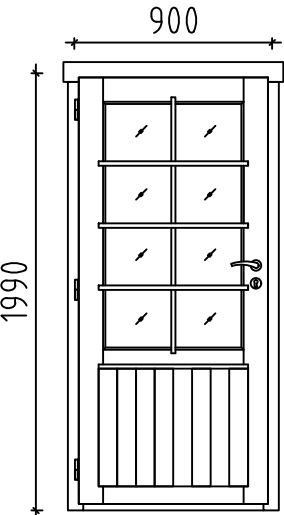
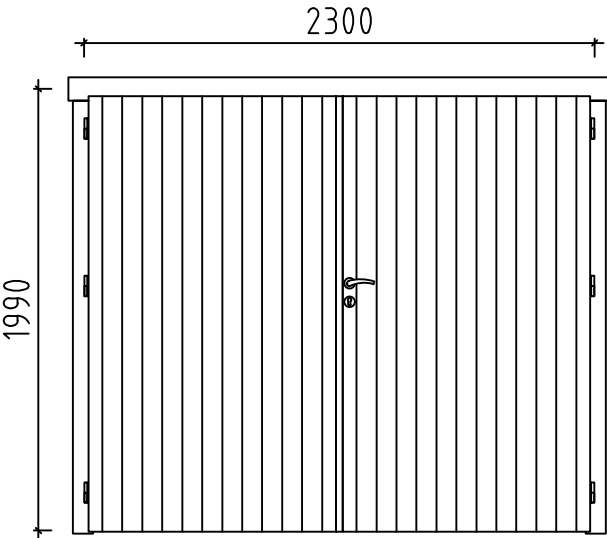
Name-Name-Nom 7033781		Page-Seite-Page 9
View-Aussicht-Vue Wall-Wand-Mur 1		Scale-Maßstab-Echelle 1:4.0
Material-Material-Matériel 7.0x13.5		Date-Datum-Date 13.09.2021
Drafter-Zeichner-Rédacteur EJ	File	



Name-Name-Nom 7033781		Page-Seite-Page 11
View-Aussicht-Vue Wall-Wand-Mur 3		Scale-Maßstab-Echelle 1:4.0
Material-Material-Matériel 7.0x13.5		Date-Datum-Date 13.09.2021
Drafter-Zeichner-Rédacteur EJ	File	

Pos	7033781 Piece list - Stückliste - Liste des pieces	Q.	P (mm)	L (mm)
003		1	70x135	5980
004		2	70x135	5980
005	SPARE BEAM-ERZATZBOHLE-FAISCEAU DE RECHANGE 	1	70x135	5980
006		7	70x135	5980
007		1	70x135	5980
008		17	70x135	5980
009		1	70x68	5980
010		1	70x135	5980
011		7	70x135	4584
014		8	70x135	3734
015		2	70x135	3190
016		2	70x135	3190
017		2	70x135	3190
020		8	70x135	2338
022		16	70x135	856
024		1	70x68	505
025		14	70x135	505
026		15	70x135	446
027		2	70x68	388
028		28	70x135	388
030		38	70x135	294
W1-1 W2-1		1 1		
W3-1		1		
Name-Name-Nom 7033781		Date-Datum-Date 13.09.2021	Page-Seite-Page 1/3	

Pos	7033781 Piece list - Stückliste - Liste des pieces		Q.	P (mm)	L (mm)
FBI1	FOUNDATION - FUNDAMENT - FONDATION (IMM) 		2	70x45	5770
FBI3	FOUNDATION - FUNDAMENT - FONDATION (IMM) 		1	70x45	5630
FBI5	FOUNDATION - FUNDAMENT - FONDATION (IMM) 		1	70x45	545
FBI4	FOUNDATION - FUNDAMENT - FONDATION (IMM) 		2	70x45	233
FBI2	FOUNDATION - FUNDAMENT - FONDATION (IMM) 		2	70x45	119
RB2	ROOF BEAM - DACHBALKEN - PANNE DE TOIT 		6	70x140	3190
RB1	ROOF BEAM - DACHBALKEN - PANNE DE TOIT 		6	70x140	3190
R-1	ROOF BOARDS - DACHBRETTER - VOLIGES	 or-oder-ou	146+2 112+2	88x18 114x18	3250
GB-1	GABLE MOULDING - GIEBELLEISTE - PLANCHE DE RIVE		4	18x120	3300
EB-1	EAVES BOARD - TRAUFBRETT - BANDEAU DE TOIT		4	18x90	3190
ES-1	ROOF EDGE REINFORCEMENT - DACHRANDVERSTÄRKUNG - CORNIERE DE RENFORT DE BORD DE TOIT		2	30x40	2210
ES-2	ROOF EDGE REINFORCEMENT - DACHRANDVERSTÄRKUNG - CORNIERE DE RENFORT DE BORD DE TOIT		2	30x40	4170
WT-1	FIXING FILLET FOR WINDOW - FIXIRUNGSLEISTE FÜR FENSTER - PROFIL DE FIXATION DES FENETRES		4	43x70	1050
DT-1	FIXING FILLET FOR DOOR - FIXIRUNGSLEISTE FÜR TÜR - PROFIL DE FIXATION DES PORTES		4	43x70	1890
DT-2	FIXING FILLET FOR DOOR - FIXIRUNGSLEISTE FÜR TÜR - PROFIL DE FIXATION DES PORTES		2	43x70	1990
SJ-1	TREADED ROD M10 - GEWINDESTANGE M10 - TIGE FILETÉE M10		2		555
SJ-2	TREADED ROD M10 - GEWINDESTANGE M10 TIGE FILETÉE M10		4		2300
GS-1	ROOFING FELT FILLET - DACHPAPPENLEISTE - BAGUETTE DE FIXATION DU FEUTRE BITUMEUX		4	18x70	3300
RCM	ROOFBEAMS CONNECTING METAL - DACHBALKEN BEFESTIGUNGSMETALLE - CONNECTEUR MÉTALLIQUE POUR SOLIVES DE PLAFOND		6		
HS	SCREW FOR GABLE SEGMENT - SCHRAUBEN FÜR DECKBLATT - VIS POUR FIXATION LOSANGE DE FINITION		4	ø3.5x35	
HS1	SCREW FOR WALLBEAMS CONNECTING METAL - SCHRAUBE FÜR WANDBOHLN BEFESTIGUNG METALLE - VIS POUR PATTE D'ASSEMBLAGE		12	ø3.5x35	
HS	SCREW FOR GABLE MOULDING - SCHRAUBEN FÜR GIEBELLEISTE - VIS DE FIXATION POUR PLANCHE DE RIVE		40	ø4.5x50	
HS	SCREW FOR EAVES BOARDS - SCHRAUBEN FÜR TRAUFBRETTER - VIS DE FIXATION POUR BANDEAU DE TOIT		28	ø4.5x50	
HS	SCREW FOR ROOF EDGE REINFORCEMENT - SCHRAUBEN FÜR DACHRANDVERSTÄRKUNG - VIS POUR RENFORT DE BORD DE TOIT		28	ø4.5x50	
HS	SCREW FOR ROOFING FELT FILLET - SCHRAUBEN FÜR DACHPAPPENLEISTE - VIS POUR BAGUETTE FIXATION FEUTRE BITUMEUX		32	ø4.5x50	

Pos	7033781 Piece list - Stückliste - Liste des pieces		Q.	P (mm)	L (mm)
HS	SCREW FOR 1. WALL BEAM - SCHRAUBE FÜR 1. BOHLENREIHE - VIS DE FIXATION DES FONDATIONS		10	ø5x120	
HS	SCREW FOR FUNDAMENT - SCHRAUBEN ZUR BEFESTIGUNG FUNDAMENT - VIS POUR FONDATION		12	ø5x120	
HS	SCREW FOR GABLE - SCHRAUBEN FÜR GIEBEL - VIS POUR FIXATION DES PIGNONS		24	ø5x120	
HS	SCREW FOR 1. WALL BEAM - SCHRAUBE FÜR 1. BOHLENREIHE - VIS DE FIXATION DES FONDATIONS		6	ø6x160	
HS	SCREW FOR ROOF BEAMS - SCHRAUBEN FÜR DACHBALKEN - VIS POUR PANNE DE TOIT		24	ø6x160	
NF	ZN NAIL FOR ROOF - ZN NÄGEL FÜR DACHBRETTER - POINTE POUR TOIT		770	ø2.5x60	
AB	UPLIFT - STÜTZ DETAILS - PIECE D'APPUI		2	52x58x15	
HB	HAMMER BLOCK - SCHLAGHOLZ - CALLE DE FRAPPE		2		
DB	GABLE SEGMENT-DECKBLATT - LOSANGE DE FINITION		2		
WB50	WALLBEAMS CONNECTING METAL - WANDBOHLN BEFESTIGUNG METALLE -PATTE D'ASSEMBLAGE		3	50x50	
	WINDOW-FENSTER-FENETRE, ORT 1H 	R	2	1340x1050	
	DOOR-TÜR-PORTE, AST PRE 	L	1	900x1990	
	DOOR-TÜR-PORTE, AST PRE 	R	2	2300x1990	
Name-Name-Nom 7033781		Date-Datum-Date 13.09.2021	Page-Seite-Page 3/3		