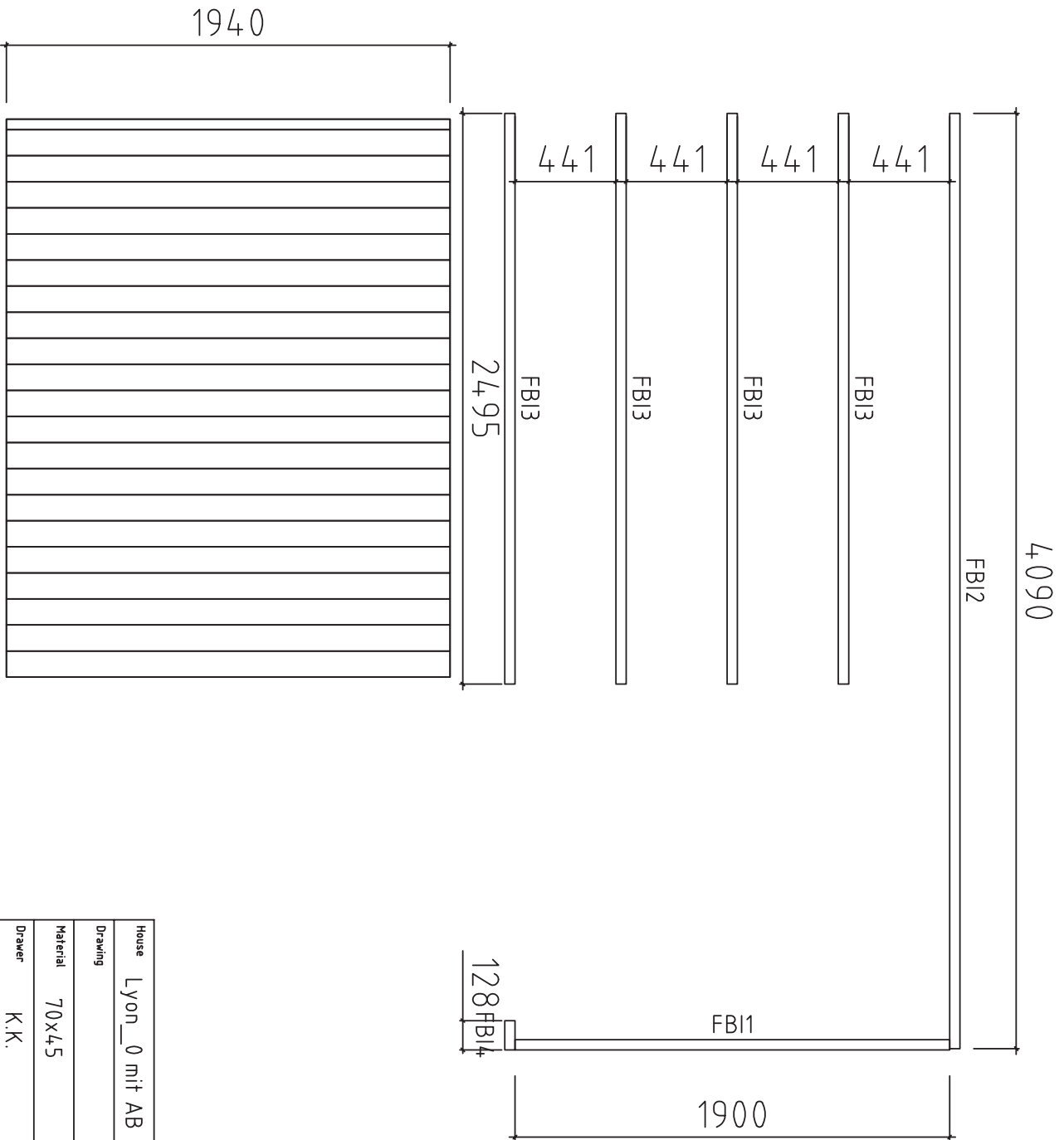


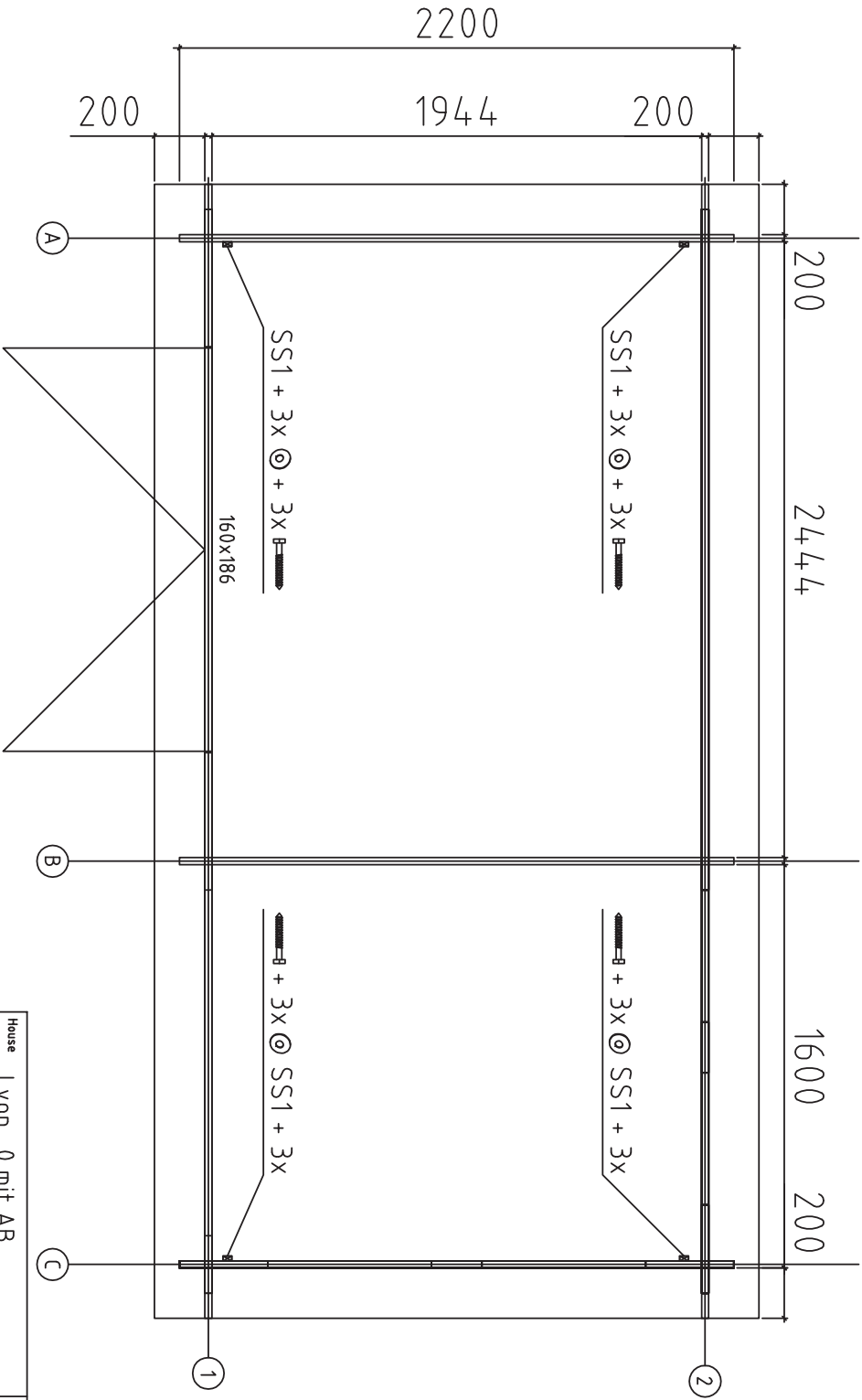
Date rev. Description

V 1.0

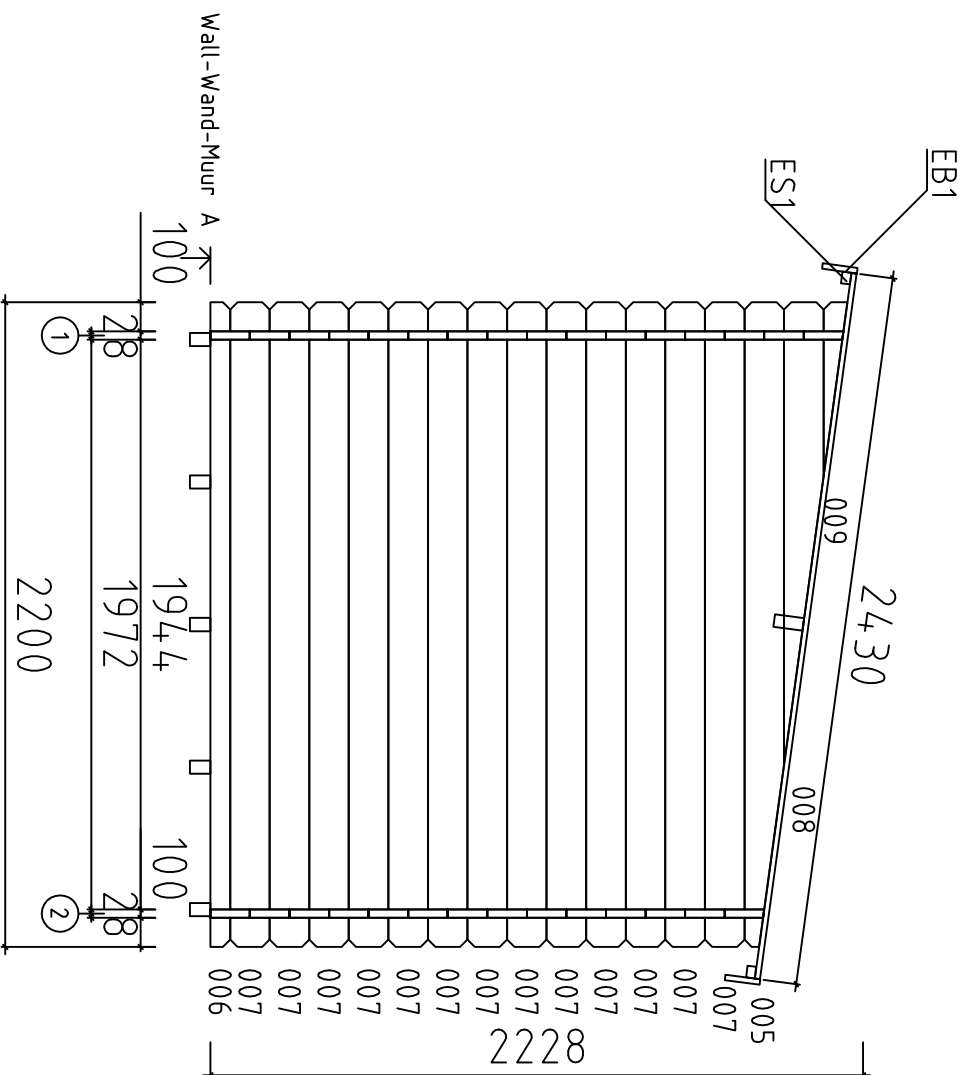
House	Lyon_0 mit AB	Sheet	1
Drawing	3D	Scale	
Material	28X135	Date	10.02.2020
Drawer	K.K.	File	Lyon_0 mit AB 3D.dwg



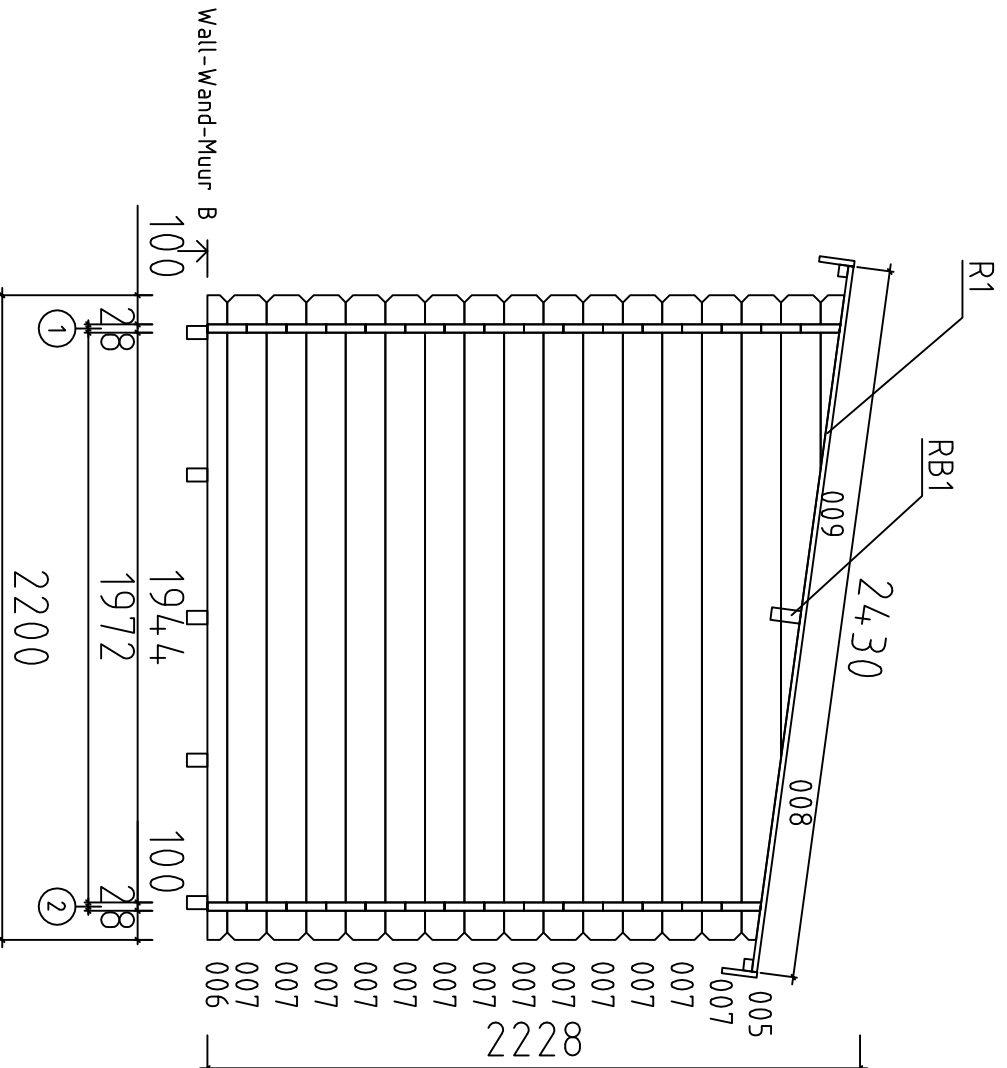
House	Lyon_0 mit AB		Sheet	2
Drawing			Scale	1:25
Material	70x4,5	Date	10.02.2020	
Drawer	K.K.	File	Lyon_0 mit AB.dwg	



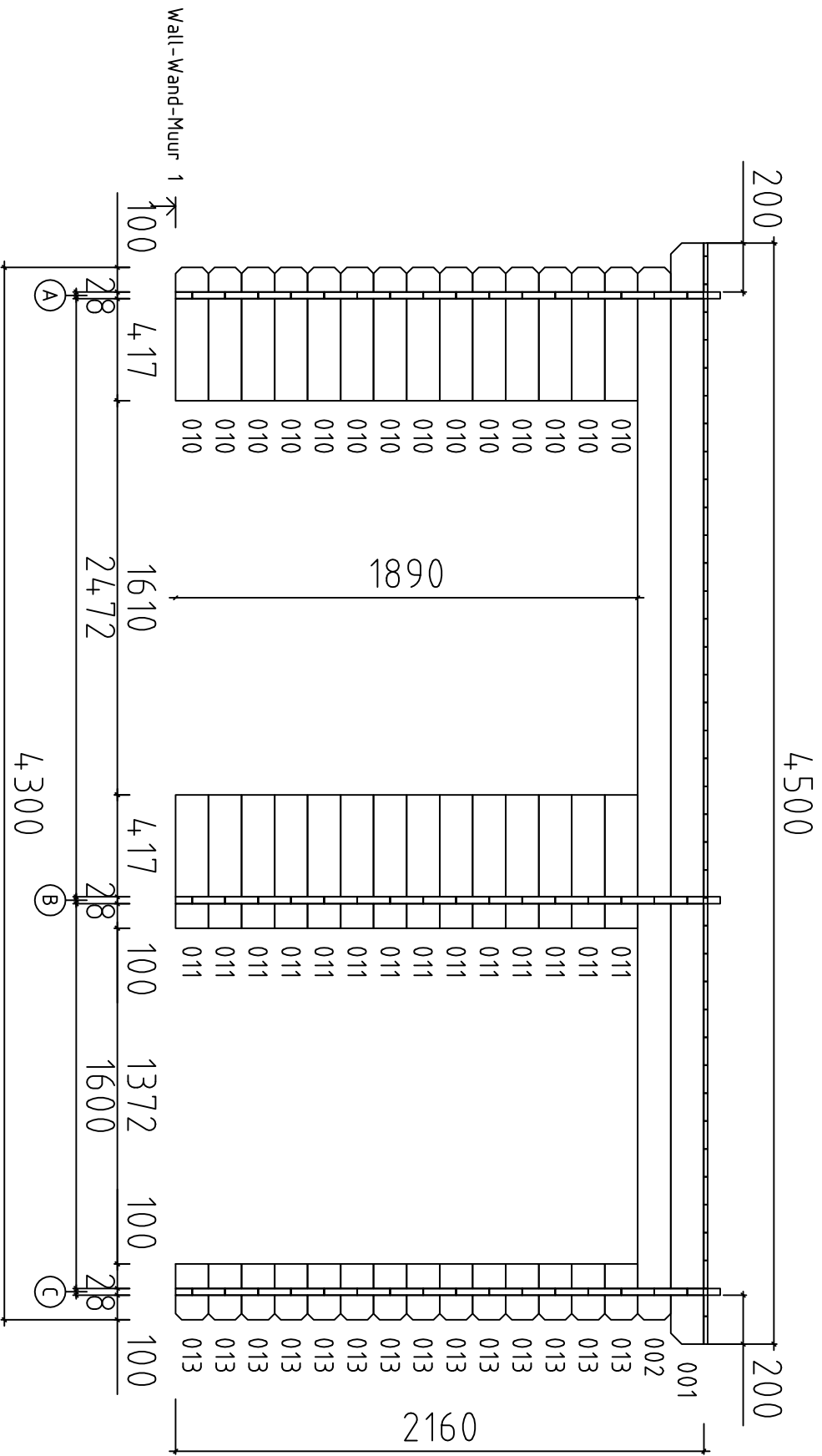
House	Lyon_0 mit AB		Sheet	3
Drawing	Plan		Scale	1:25
Material	28x135	Date	10.02.2020	
Drawer	K.K.	File	Lyon_0 mit AB.dwg	



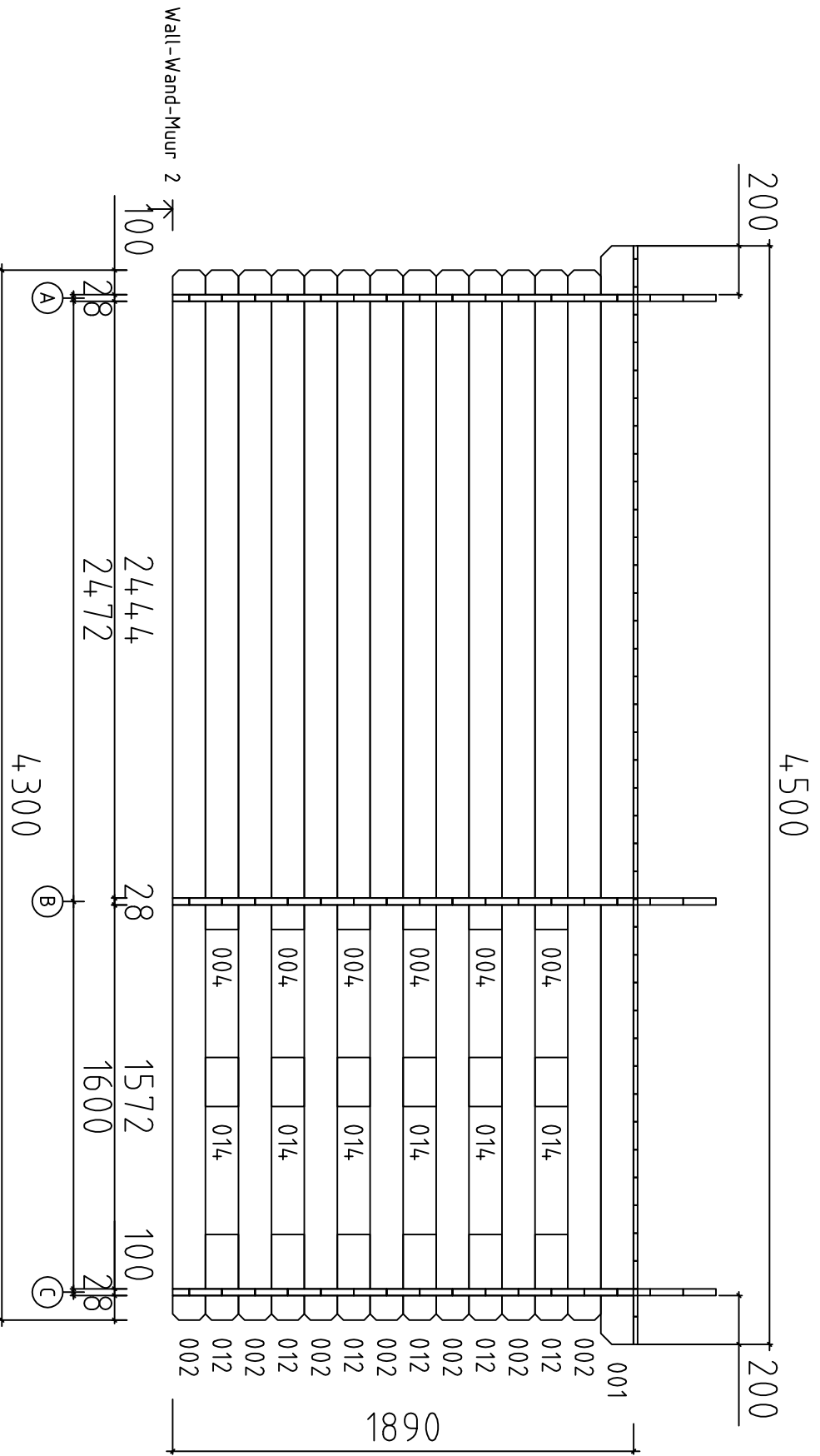
House	Lyon_0 mit AB	Sheet	4
Drawing	WALL-WAND-MUUR A	Scale	1:25
Material	2.8x13.5	Date	13.02.2020
Drawer	K.K.	File	Lyon_0 mit AB.dwg






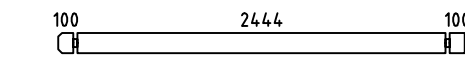
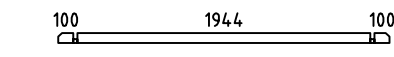
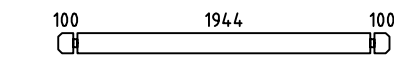
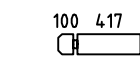
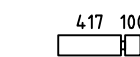
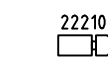



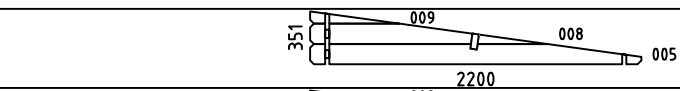
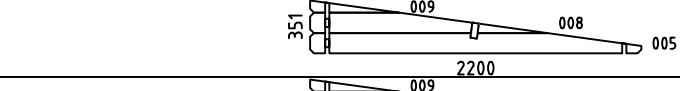
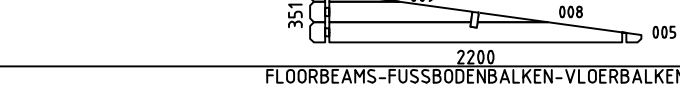
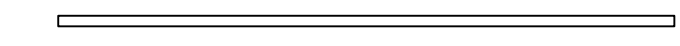



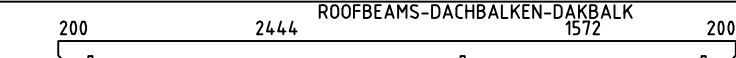




House	Lyon_0 mit AB	Sheet	5
Drawing	WALL-WAND-MUUR B	Scale	1:25
Material	2.8x13.5	Date	13.02.2020
Drawer	K.K.	File	Lyon_0 mit AB.dwg









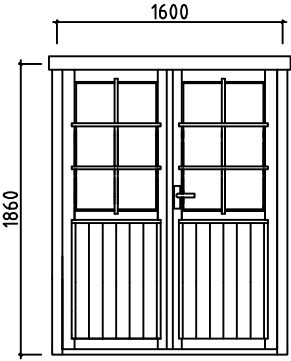







House	Lyon_0 mit AB	Sheet	7
Drawing	WALL-WAND-MUWR 1	Scale	1:25
Material	2.8x13.5	Date	13.02.2020
Drawer	K.K.	File	Lyon_0 mit AB.dwg



House	Lyon_0 mit AB	Sheet	8
Drawing	WALL-WAND-MUUR 2	Scale	1:25
Material	2.8x13.5	Date	13.02.2020
Drawer	K.K.	File	Lyon_0 mit AB.dwg

Pos	Specification-Bestimmung-Omschrijving Lyon_0 mit AB	Pcs	Profile (mm)	L (mm)		
001		2	28x135	4500		
002		8	28x135	4300		
003	100 SPARE BEAM-ERZATZBOHLE-VOORRAADPLANK 4172 	1	28x135	4300		
004		6	28x135	2700		
006		3	28x68	2200		
007		33	28x135	2200		
010		14	28x135	545		
011		14	28x135	545		
012		18	28x135	350		
013		14	28x135	228		
014		12	28x135	200		
HB	HIT BLOCK-SCHLAGHÖLZER-BLAZENPLANK 	2	28x135	300		
WA-1		1	28x351	2200		
WB-1		1	28x351	2200		
WC-1		1	28x351	2200		
FBI2	FLOORBEAMS-FUSSBODENBALKEN-VLOERBALKEN  IMM	1	45x70	4090		
FBI3	FLOORBEAMS-FUSSBODENBALKEN-VLOERBALKEN  IMM	4	45x70	2495		
FBI1	FLOORBEAMS-FUSSBODENBALKEN-VLOERBALKEN  IMM	1	45x70	1900		
FBI4	FLOORBEAMS-FUSSBODENBALKEN-VLOERBALKEN  IMM	1	45x70	128		
RB1	200 ROOFBEAMS-DACHBALKEN-DAKBALK 2444 1572 200 	1	43x140	4500		
F1	FLOORBOARD-FUSSBODENBRETT-VLOERPLANK  or-oder-of	29+1 22+1	18x88 18x114	1940		
R1	ROOFBOARD-DACHBRETT-DAKPLANK  or-oder-of	52+1 40+1	18x88 18x114	2430		
FF1	FLOOR FILLET-FUSSBODENLEISTE-VLOERPLINT 		18x35	9.0		
GB1	GABLE BOARD-GIEBELBLENDE-GEVELPLANK	2	18x120	2530		
RFF1 RFF2	ROOF FELT FILLET-GIEBELLEISTE-GEVELLIJST 	1 2	18x70	4500 2530		
Kood	Lyon_0 mit AB	Materjal	File	Lyon_0 mit AB.dwg	Leht	9

Pos	Specification-Bestimmung-Omschrijving Lyon_0 mit AB		Pcs	Profile (mm)	L (mm)	
EB1	EAVE BOARD-TRAUFBRETT-AFDEKPLANK		2	18x90	4500	
ES1	EAVE SLAT-TRAUFENLEISTE-AFDEKLIJST		4	30x40	2250	
SS1 SS2	STORM SLAT-STURMLEISTE-STORMLIJST		2 2	19x35	2120 1900	
	SCREWS-SCHRAUBEN-SCHROEF (FOR-FÜR-VOOR STORM SLAT-STURMLEISTE-STORMLIJST)		12	∅6	50	
	WASHER-SCHEIBE-SCHIJF (FOR-FÜR-VOOR STORM SLAT-STURMLEISTE-STORMLIJST)		12	∅6		
	NAIL-NAGEL-NAGEL FOR-FÜR-VOOR F1, R1		320	∅2.5	60	
	SCREWS-SCHRAUBEN-SCHROEF FOR-FÜR-VOOR GB1, GS1, EB1, ES1, DB1		80	∅4.5	50	
	SCREWS-SCHRAUBEN-SCHROEF RB1		3	∅6.0	160	
	DOUBLEDOR-DOPPELTÜR-DUBBELE DEUR (right-rechts-rechts) AST_Basic_PL		P.P.	1	1600	1860
			6			
			1			
			1			
			1			
			2			
Kood	Lyon_0 mit AB	Materjal	File	Lyon_0 mit AB.dwg	Leht	10