



Date rev. Description

V 1.0

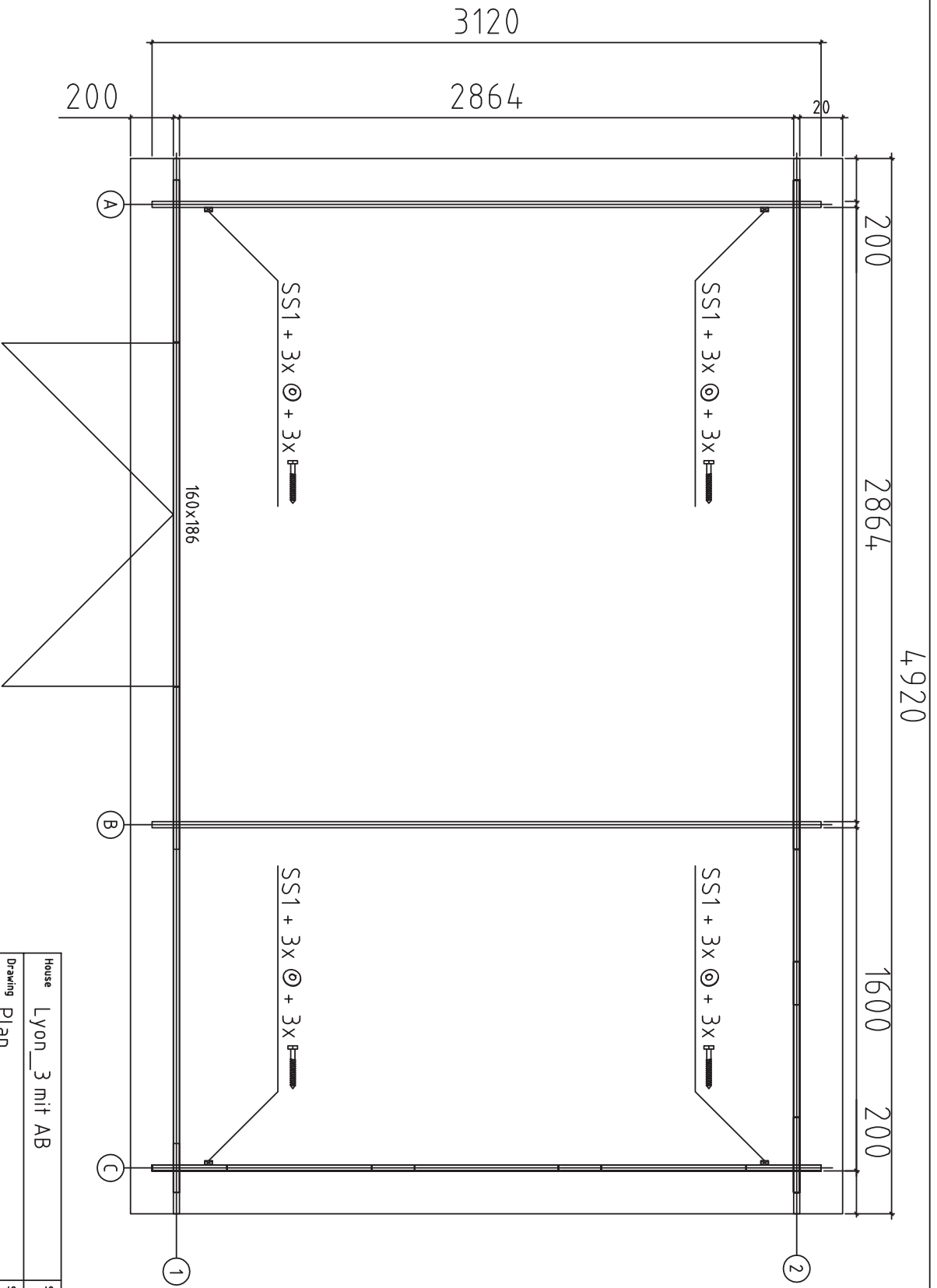
House	Lyon_3 mit AB	Sheet	1
Drawing	3D	Scale	
Material	28X135	Date	11.02.2020
Drawer	K.K.	File	Lyon_3 mit AB 3D.dwg



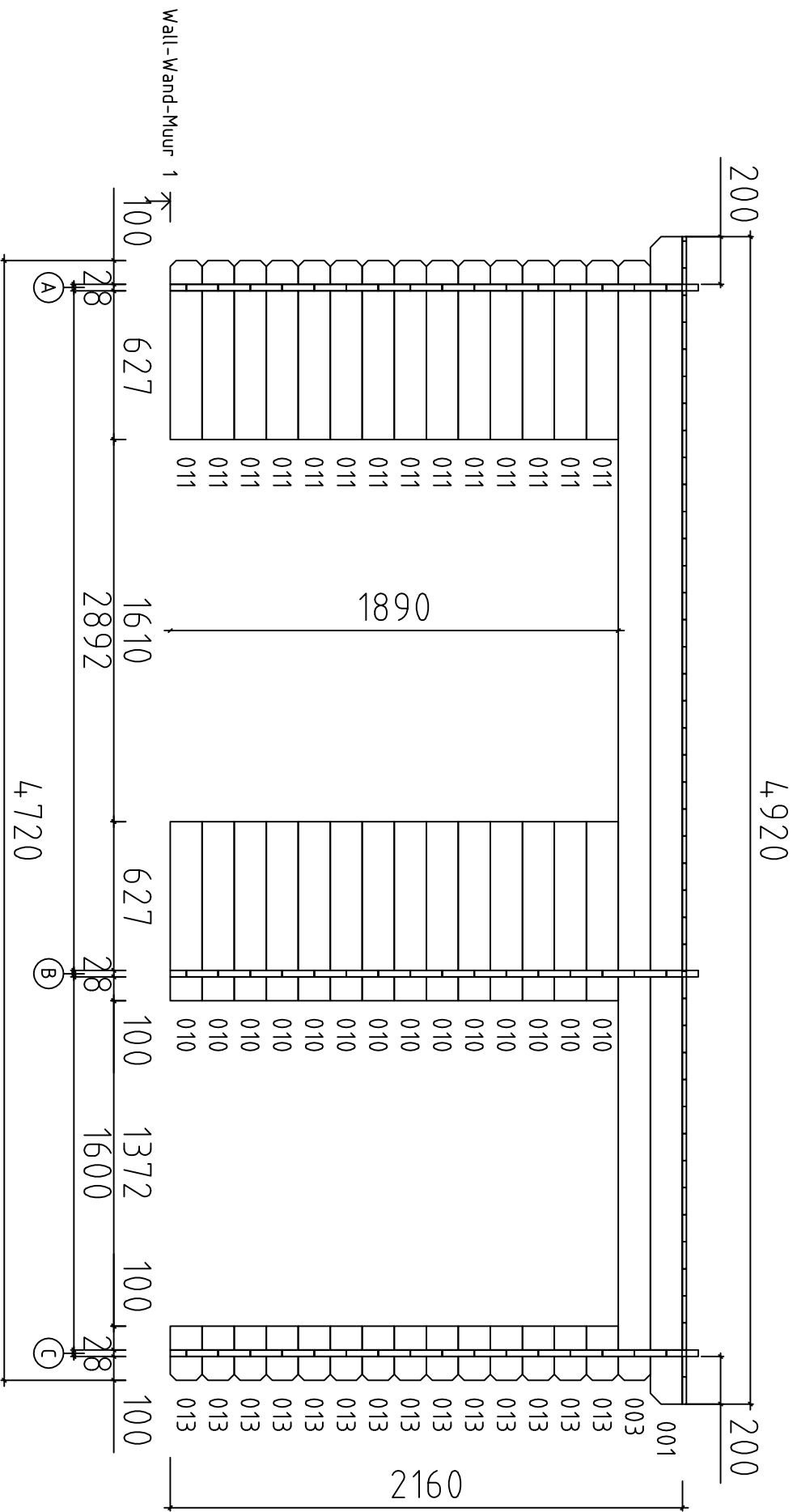
House	Lyon_3 mit AB		Sheet	1
Drawing			Scale	1:25
Material	45x70	Date	11.02.2020	
Drawer	K.K.	File	Lyon_3 mit AB.dwg	



House	Lyon_3 mit AB	Sheet	2
Drawing		Scale	1:25
Material		Date	11.02.2020
Drawer	K.K.	File	LYon_3 mit AB.dwg

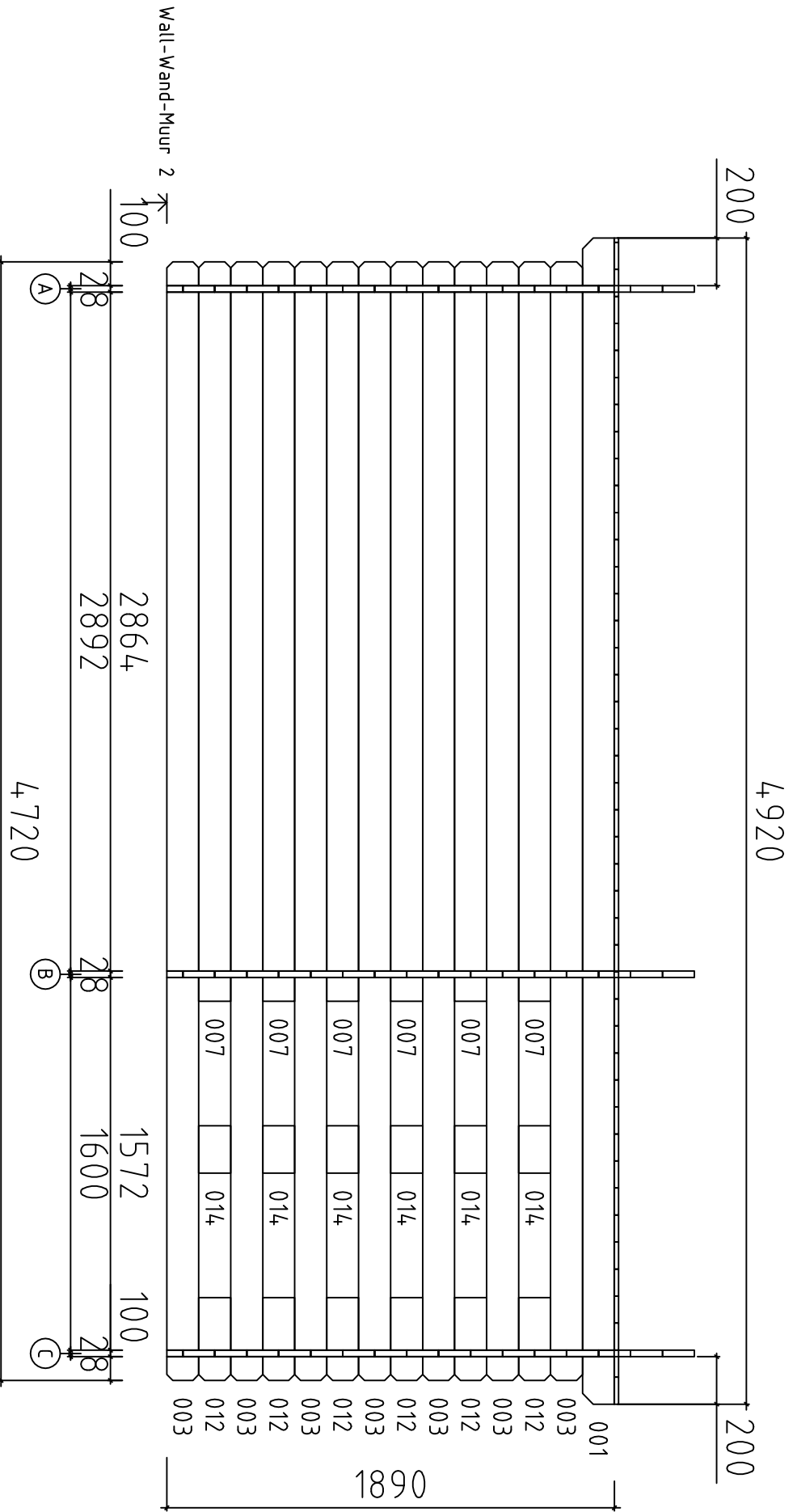


House	Lyon_3 mit AB		Sheet	3
Drawing	Plan		Scale	1:25
Material	28x135		Date	11.02.2020
Drawer	K.K.		File	Lyon_3 mit AB.dwg




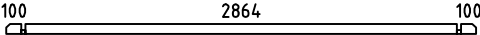
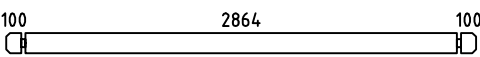
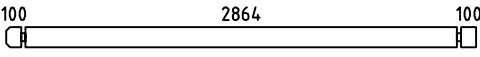
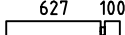
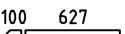




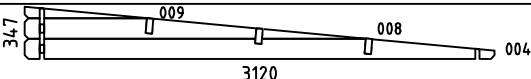
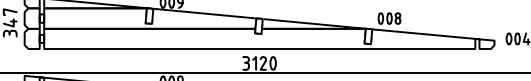
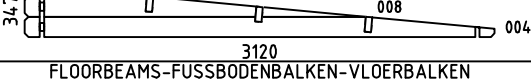



















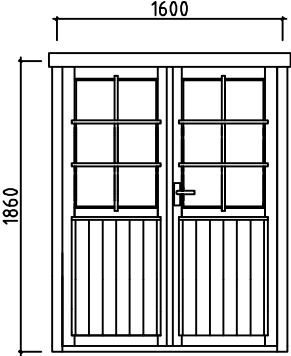






Wall - Wand - Muur 1

House	Lyon_3 mit AB	Sheet	7
Drawing	WALL - WAND - MUUR 1	Scale	1:25
Material	2.8x13.5	Date	14.02.2020
Drawer	K.K.	File	Lyon_3 mit AB.dwg



House	Lyon_3 mit AB	Sheet	8
Drawing	WALL - WAND-MUUR 2	Scale	1:25
Material	2.8x13.5	Date	14.02.2020
Drawer	K.K.	File	Lyon_3 mit AB.dwg

Pos	Specification-Bestimmung-Omschrijving Lyon_3 mit AB	Pcs	Profile (mm)	L (mm)		
001		2	28x135	4920		
002	SPARE BEAM-ERZATZBOHLE-VOORRAADPLANK 	1	28x135	4800		
003		8	28x135	4720		
005		3	28x68	3120		
006		33	28x135	3120		
007		6	28x135	3120		
010		14	28x135	755		
011		14	28x135	755		
012		18	28x135	350		
013		14	28x135	228		
014		18	28x135	200		
HB	HIT BLOCK-SCHLAGHÖLZER-BLAZENPLANK 	2	28x135	300		
WA-1		1	28x347	3120		
WB-1		1	28x347	3120		
WC-1		1	28x347	3120		
FBI2	FLOORBEAMS-FUSSBODENBALKEN-VLOERBALKEN  IMM	1	45x70	4510		
FBI3	FLOORBEAMS-FUSSBODENBALKEN-VLOERBALKEN  IMM	6	45x70	2915		
FBI1	FLOORBEAMS-FUSSBODENBALKEN-VLOERBALKEN  IMM	1	45x70	2820		
FBI4	FLOORBEAMS-FUSSBODENBALKEN-VLOERBALKEN  IMM	1	45x70	128		
RB1	ROOFBEAMS-DACHBALKEN-DAKBALK 	3	43x140	4920		
F1	FLOORBOARD-FUSSBODENBRETT-VLOERPLANK  or-oder-of	34+1 26+1	18x88 18x114	2860		
R1	ROOFBOARD-DACHBRETT-DAKPLANK  or-oder-of	57+1 44+1	18x88 18x114	3340		
FF1	FLOOR FILLET-FUSSBODENLEISTE-VLOERPLINT 		18x35	11.5		
GB1	GABLE BOARD-GIEBELBLENDE-GEVELPLANK	2	18x120	3440		
RFF1 RFF2	ROOF FELT FILLET-GIEBELLEISTE-GEVELLIJST 	2 2	18x70	3440 2460		
Kood	Lyon_3 mit AB	Materjal	File	Lyon_3 mit AB.dwg	Leht	9

Pos	Specification-Bestimmung-Omschrijving Lyon_3 mit AB		Pcs	Profile (mm)	L (mm)
EB1	EAVE BOARD-TRAUFBRETT-AFDEKPLANK		4	18x90	2460
ES1	EAVE SLAT-TRAUFENLEISTE-AFDEKLIJST		4	30x40	2460
SS1 SS2	STORM SLAT-STURMLEISTE-STORMLIJST		2 2	19x35	2120 1900
	SCREWS-SCHRAUBEN-SCHROEF (FOR-FÜR-VOOR STORM SLAT-STURMLEISTE-STORMLIJST)		12	∅6	50
	WASHER-SCHEIBE-SCHIJF (FOR-FÜR-VOOR STORM SLAT-STURMLEISTE-STORMLIJST)		12	∅6	
	NAIL-NAGEL-NAGEL FOR-FÜR-VOOR F1, R1		525	∅2.5	60
	SCREWS-SCHRAUBEN-SCHROEF FOR-FÜR-VOOR GB1, GS1, EB1, ES1, DB1		80	∅4.5	50
	SCREWS-SCHRAUBEN-SCHROEF RB1		9	∅6.0	160
	DOUBLEDOR-DOPPELTÜR-DUBBELE DEUR (right-rechts-rechts) AST_BASIC_PL	P.P.	1	1600	1860
		     	6 1 1 1 2		
Kood	Lyon_3 mit AB	Materjal	File	Lyon_3 mit AB.dwg	Leht 10