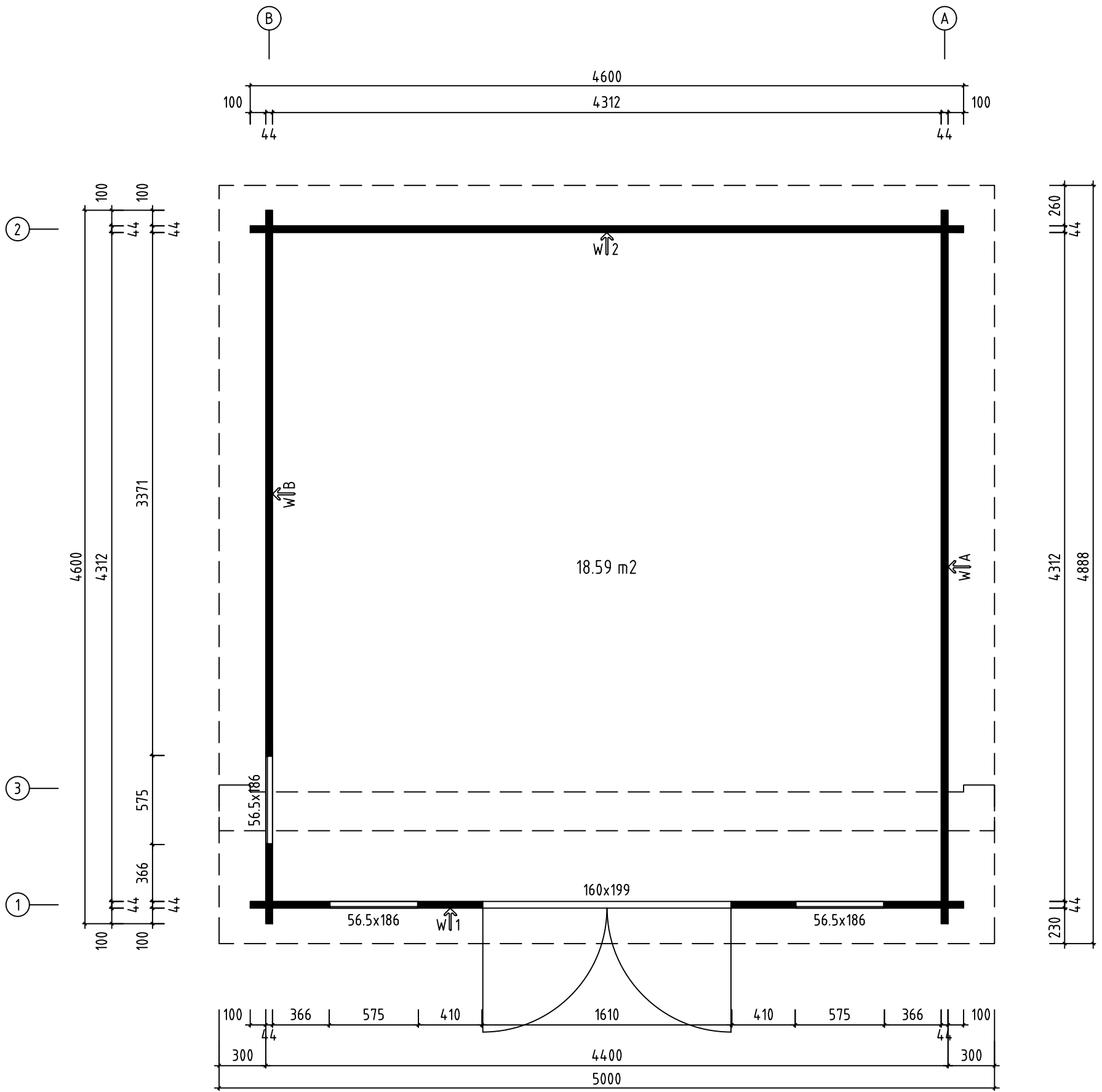
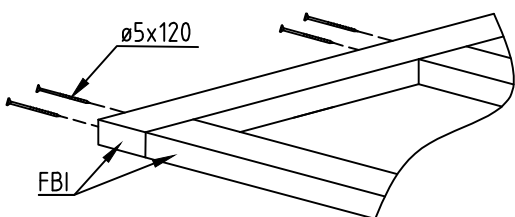
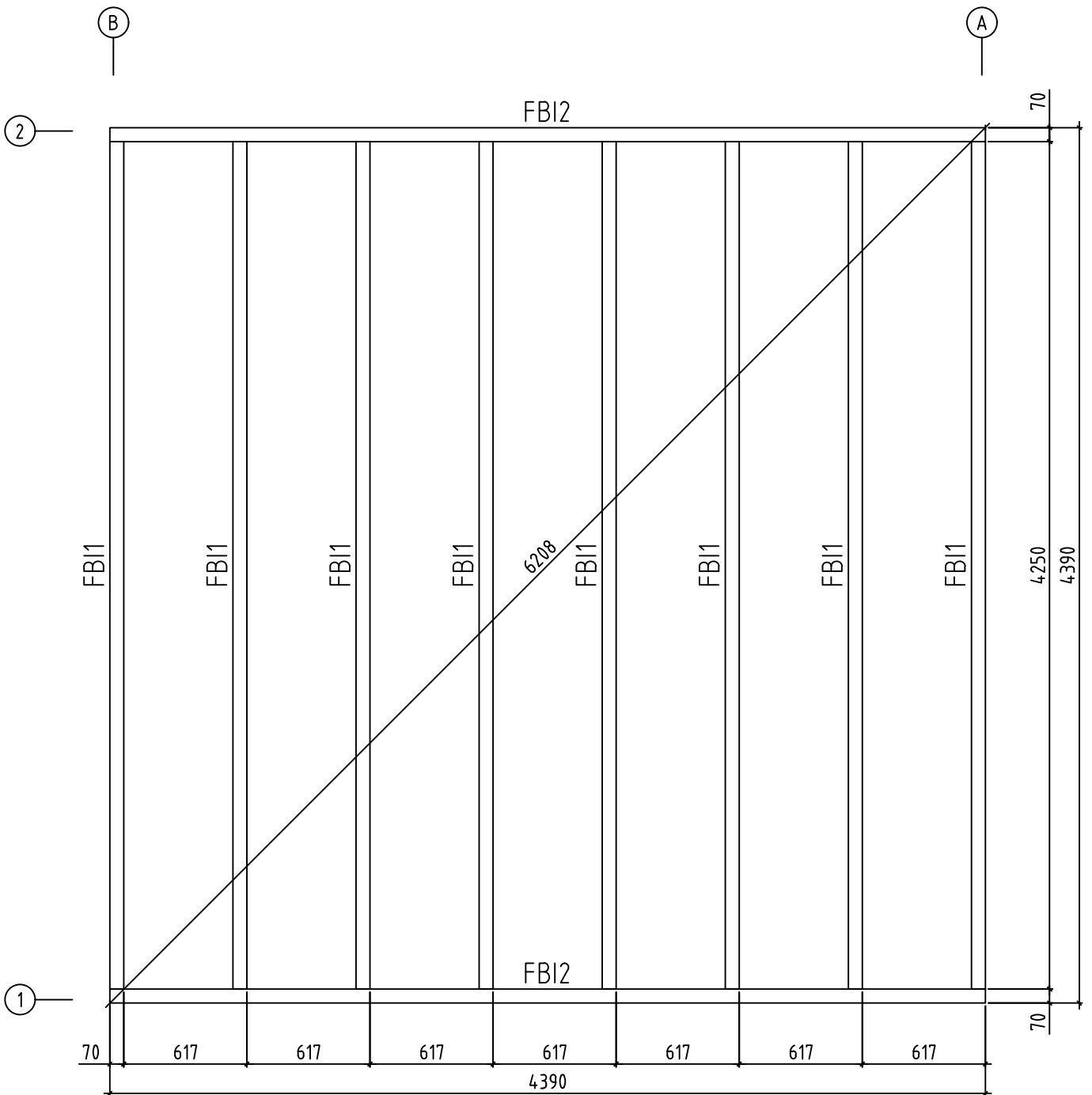


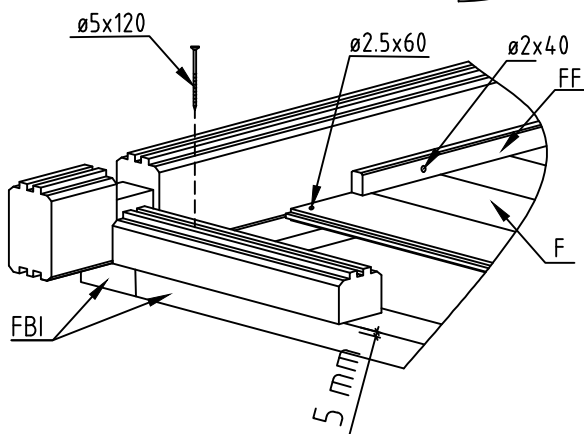
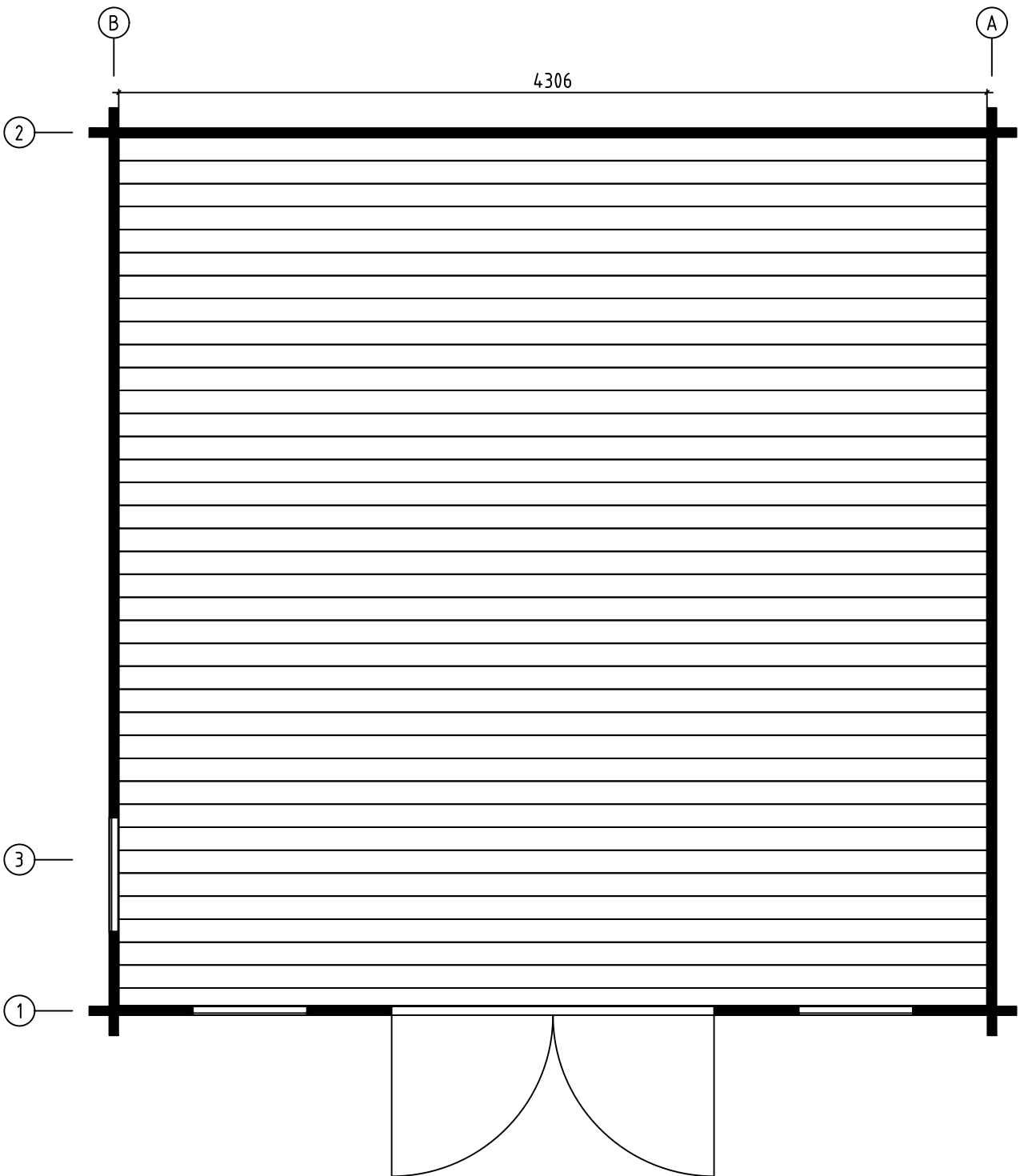
Name-Name-Naam	Mellum 44	Page-Seite-Page	1
View-Aussicht-Visie	3D	Scale-Maßstab-Schaal	1:30
Material-Material-Materiaal	44x135	Date-Datum-Datum	06.03.2020
Drafter-Zeichner-Drafter	EJ	File	Mellum 44.dwg



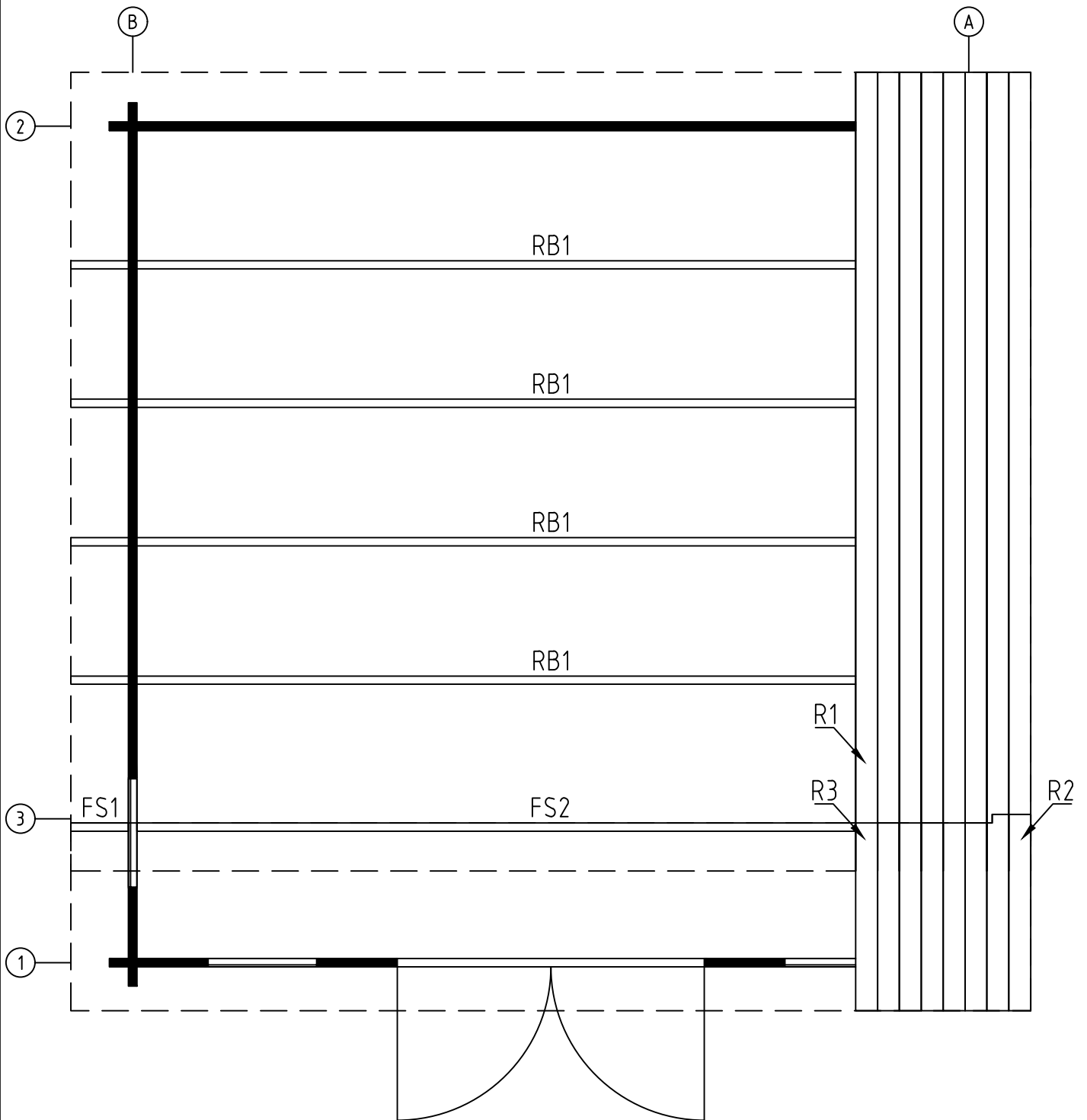
Name-Name-Naam Mellum 44	Page-Seite-Page 2
View-Aussicht-Visie GRONDPLAN-GRONDPLAN-GRONDPLAN	Scale-Maßstab-Schaal 1:30
Material-Material-Materiaal 44x135	Date-Datum-Datum 06.03.2020
Drafter-Zeichner-Drafter EJ	File Mellum 44.dwg



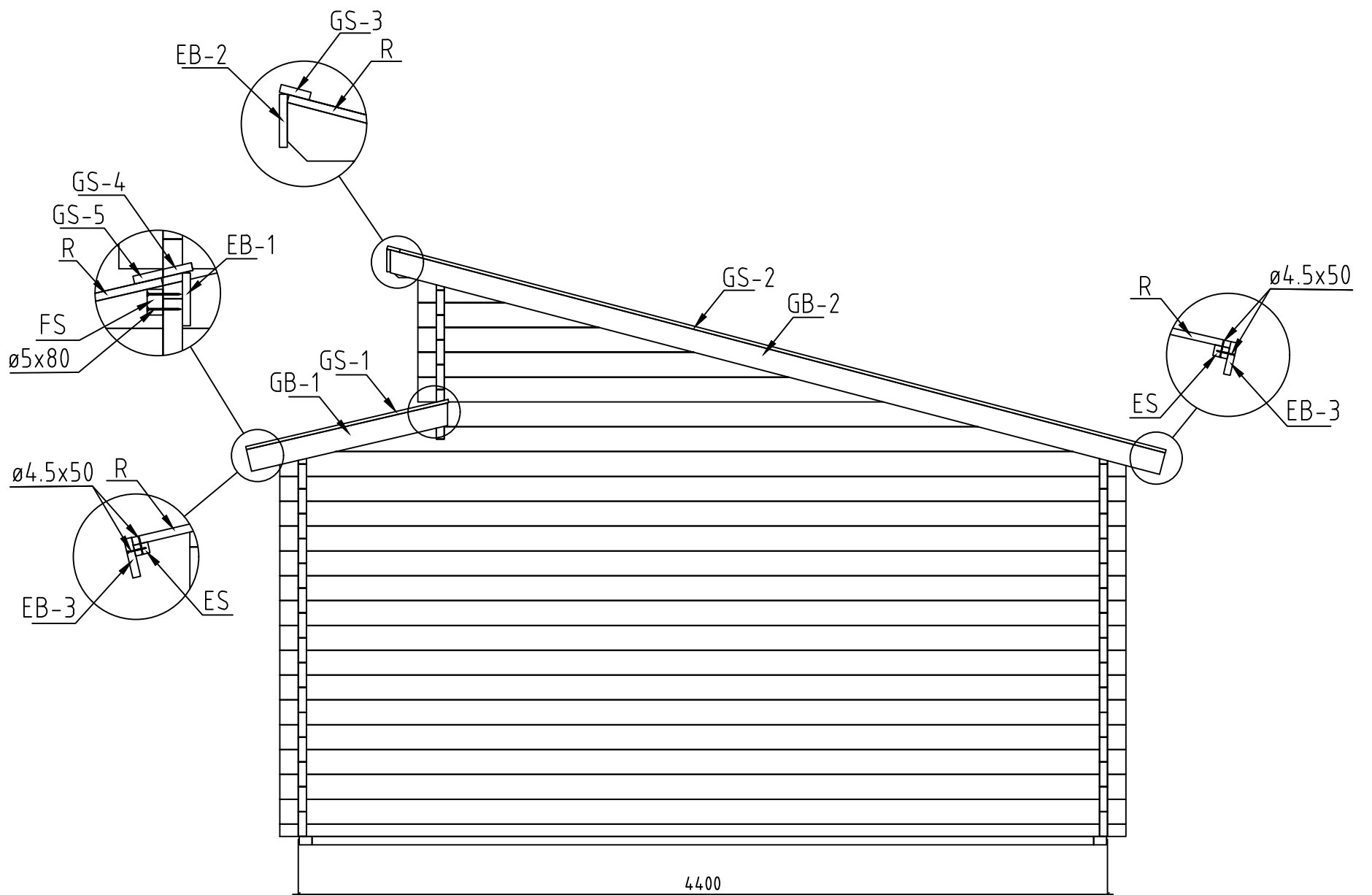
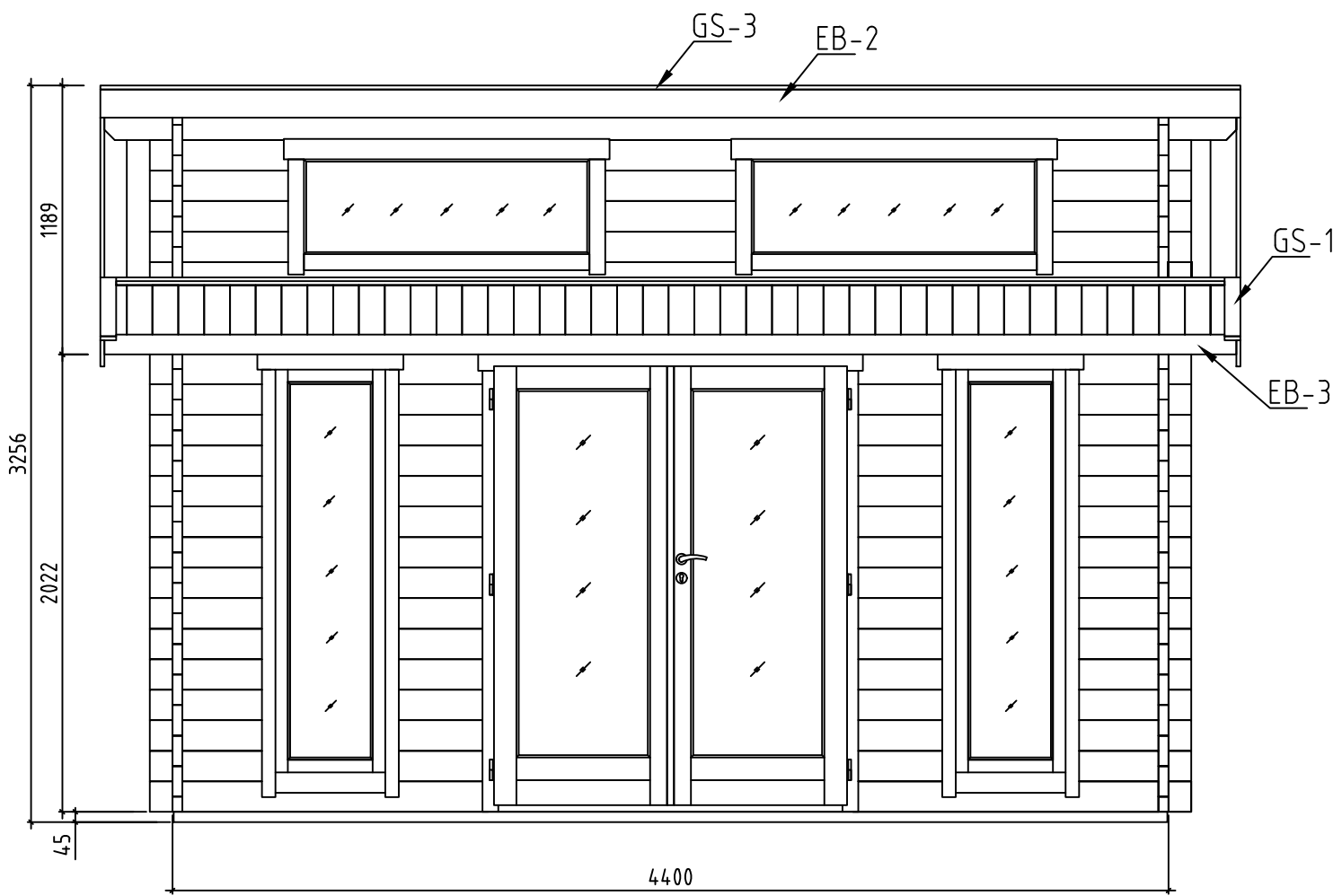
Name-Name-Naam	Mellum 44	Page-Seite-Page	3
View-Aussicht-Visie	FLOORBEAMS-FUSSBODENBALKEN-VLOERBALKEN	Scale-Maßstab-Schaal	1:30
Material-Material-Materiaal	44x135	Date-Datum-Datum	06.03.2020
Drafter-Zeichner-Drafter	EJ	File	Mellum 44.dwg



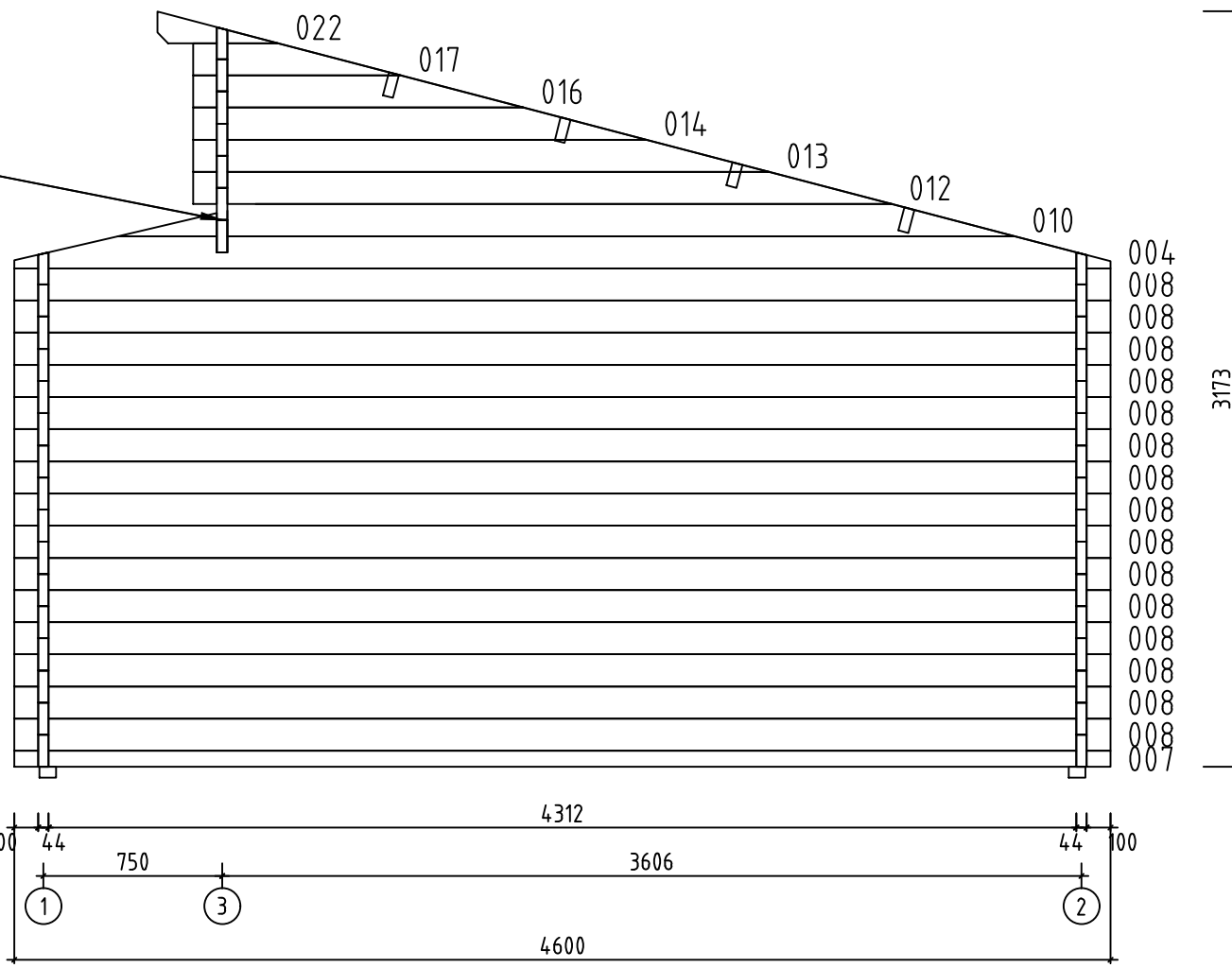
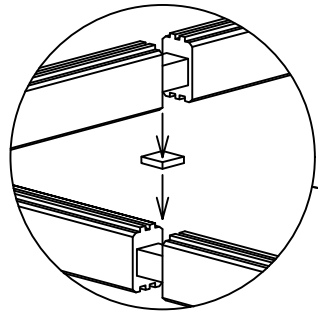
Name-Name-Naam	Mellum 44	Page-Seite-Page	4
View-Aussicht-Visie	FLOOR BOARDS-FUSSBODEN PLAN-VLOERPLANK PLAN	Scale-Maßstab-Schaal	1:1
Material-Material-Materiaal	44x135	Date-Datum-Datum	06.03.2020
Drafter-Zeichner-Drafter	EJ	File	Mellum 44.dwg



Name-Name-Naam	Mellum 44	Page-Seite-Page	5
View-Aussicht-Visie	ROOF PLAN-DACH PLAN-DAK PLAN	Scale-Maßstab-Schaal	1:30
Material-Material-Materiaal	44x135	Date-Datum-Datum	06.03.2020
Drafter-Zeichner-Drafter	EJ	File	Mellum 44.dwg

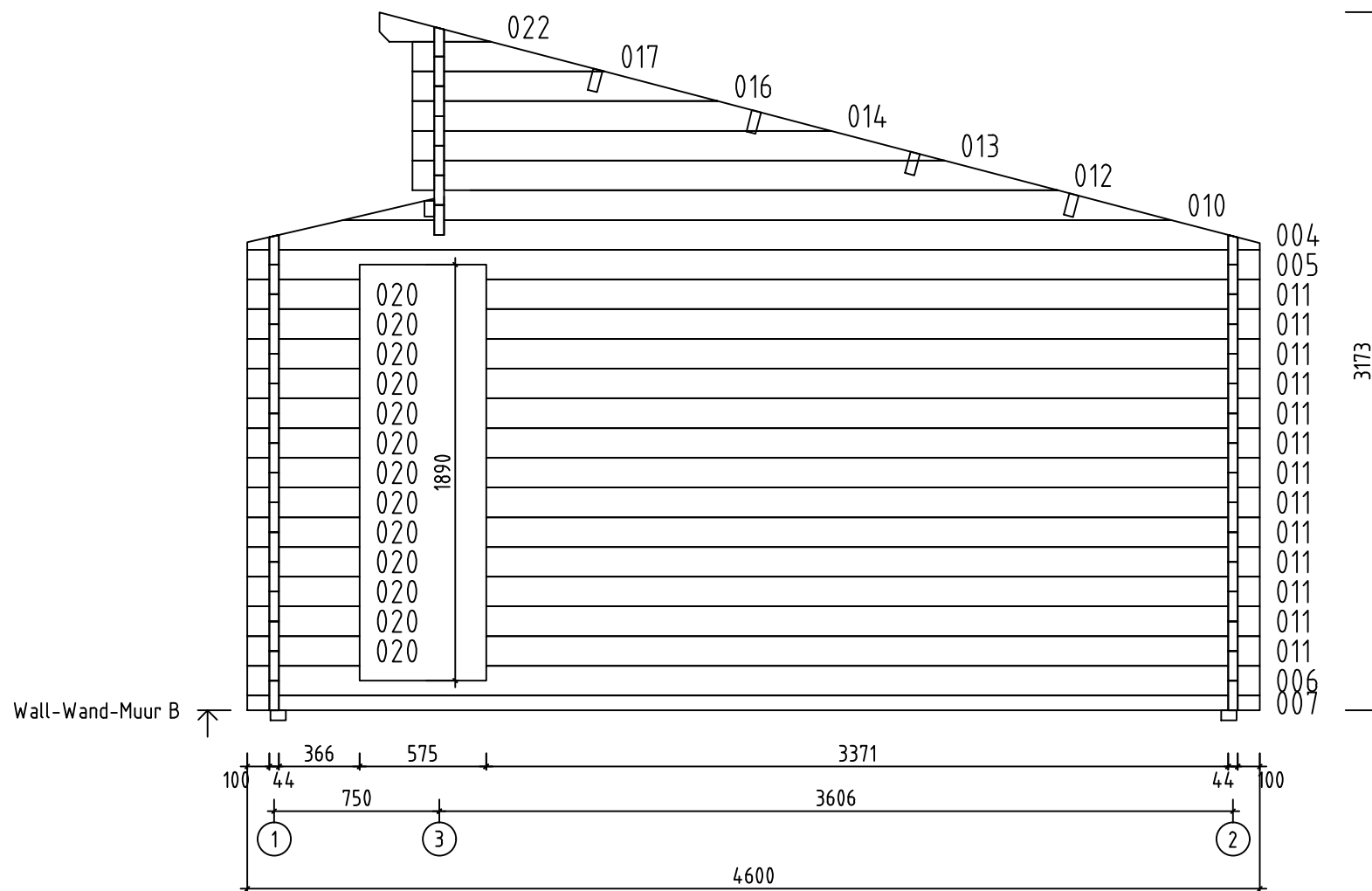


Name-Name-Naam	Mellum 44	Page-Seite-Page	6
View-Aussicht-Visie	VIEWS-ANSICHTEN-KEER BEKENDEN	Scale-Maßstab-Schaal	1:30
Material-Material-Materiaal	44x135	Date-Datum-Datum	06.03.2020
Drafter-Zeichner-Drafter	EJ	File	Mellum 44.dwg



Wall-Wand-Muur A

Name-Name-Naam Mellum 44		Page-Seite-Page 7
View-Aussicht-Visie Wall-Wand-Muur A		Scale-Maßstab-Schaal 1:30
Material-Material-Materiaal 4.4x13.5		Date-Datum-Datum 06.03.2020
Drafter-Zeichner-Drafter EJ	File Mellum 44.dwg	




Wall-Wand-Muur B

Name-Name-Naam Mellum 44		Page-Seite-Page 8
View-Aussicht-Visie Wall-Wand-Muur B		Scale-Maßstab-Schaal 1:30
Material-Material-Materiaal 4.4x13.5		Date-Datum-Datum 06.03.2020
Drafter-Zeichner-Drafter EJ	File Mellum 44.dwg	

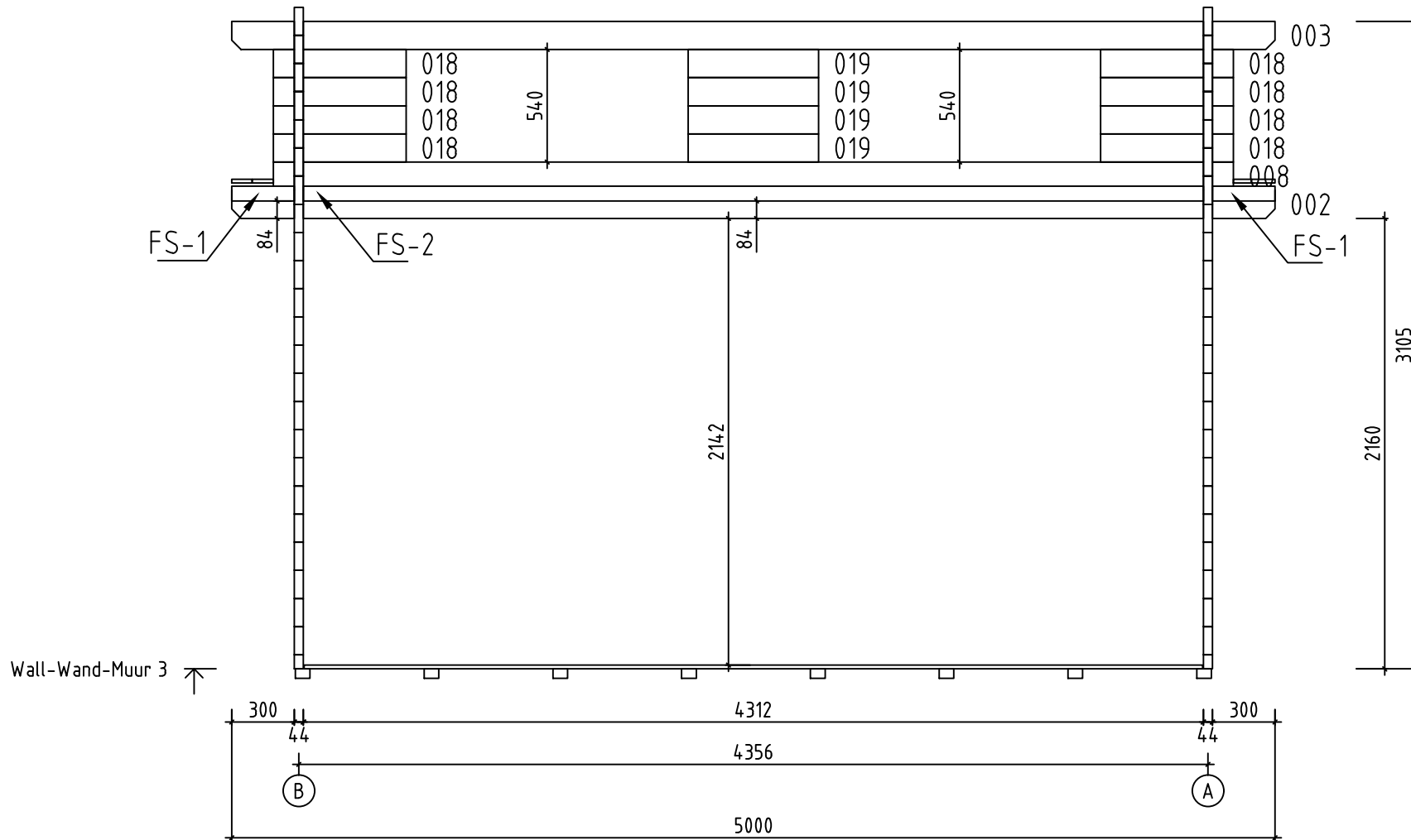




Wall-Wand-Muur 2 ↗

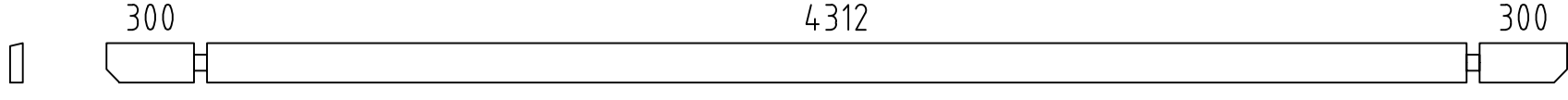
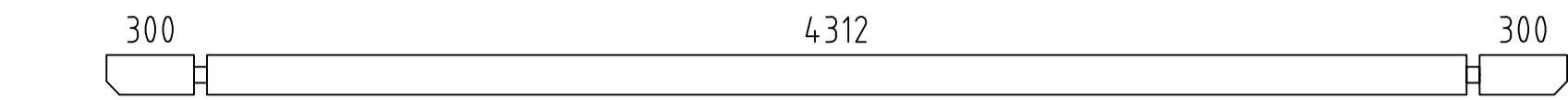
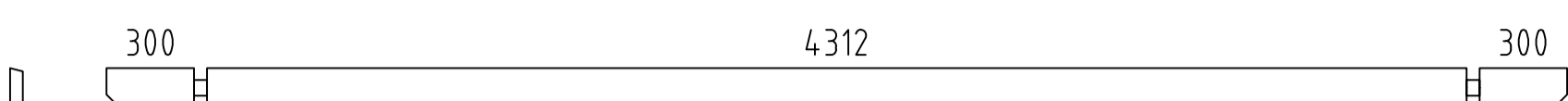
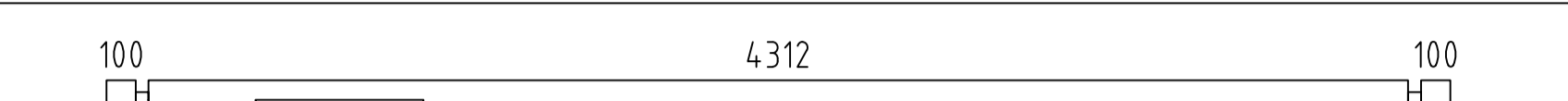
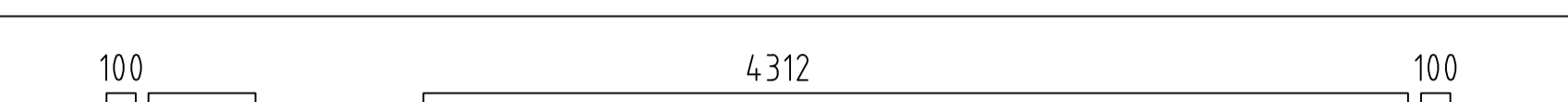
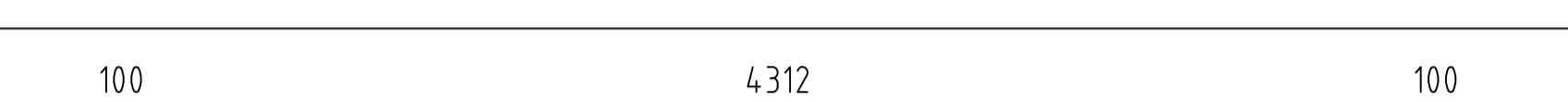
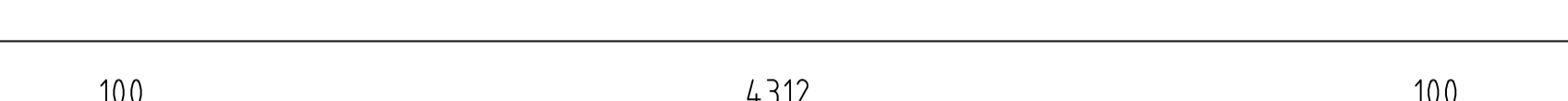









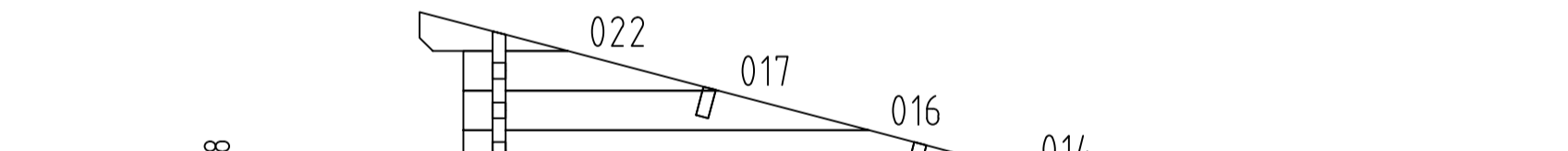






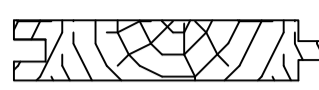


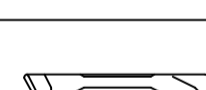
Name-Name-Naam	Mellum 44	Page-Seite-Page	10
View-Aussicht-Visie	Wall-Wand-Muur 2	Scale-Maßstab-Schaal	1:30
Material-Material-Materiaal	4.4x13.5	Date-Datum-Datum	06.03.2020
Drafter-Zeichner-Drafter	EJ	File	Mellum 44.dwg



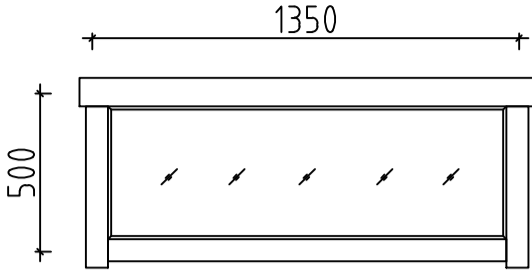
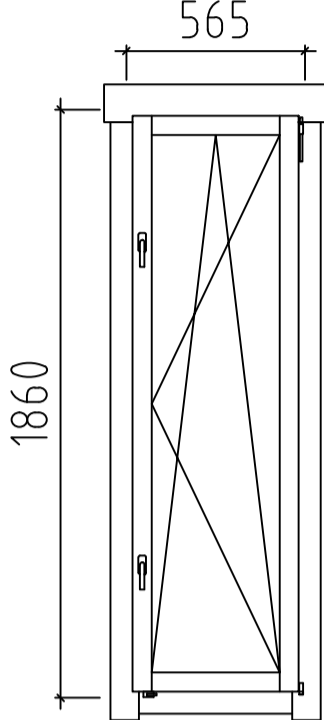
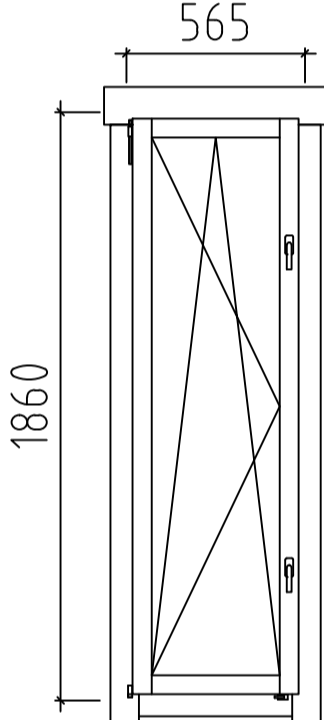
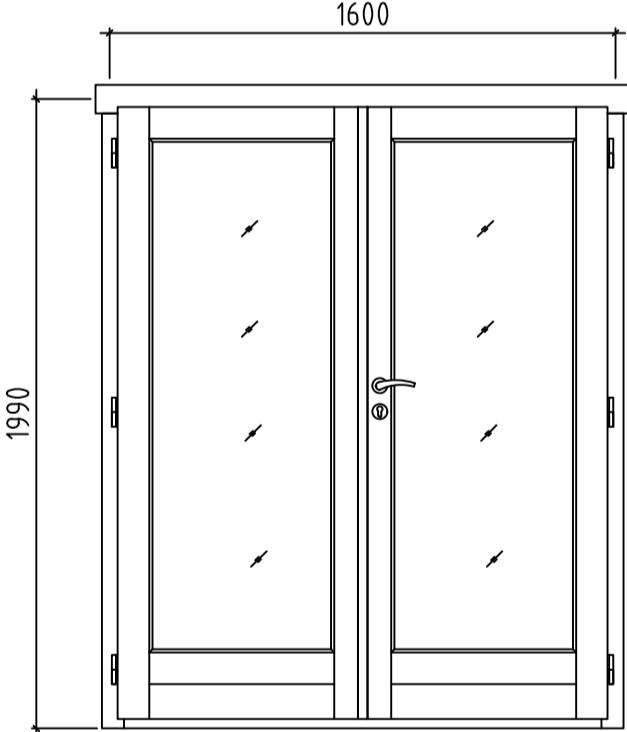
Wall-Wand-Muur 3 ↗

Name-Name-Naam Mellum 44		Page-Seite-Page 11
View-Aussicht-Visie Wall-Wand-Muur 3		Scale-Maßstab-Schaal 1:30
Material-Material-Materiaal 4.4x13.5		Date-Datum-Datum 06.03.2020
Drafter-Zeichner-Drafter EJ	File Mellum 44.dwg	

Pos	Melum 44 Piece list - Stückliste - Stuklijst	Q.	P (mm)	L (mm)
001		1	44x135	5000
002		1	44x135	5000
003		2	44x135	5000
005		1	44x135	4600
006		1	44x135	4600
007		2	44x68	4600
008		31	44x135	4600
009	SPARE BEAM-ERZATZBOHLE-VOORRAADPLANK 	1	44x135	4600
011		13	44x135	3515
015		2	44x135	1495
018		8	44x135	636
019		4	44x135	626
020		13	44x135	510
021		28	44x135	510
023		28	44x135	410
WA-1		1		
WB-1		1		
FBI2	FLOORBEAMS-FUSSBODENBALKEN-VLOERBALKEN (IMM) 	2	70x45	4390
FBI1	FLOORBEAMS-FUSSBODENBALKEN-VLOERBALKEN (IMM) 	8	70x45	4250
FS2	ROOF BOARD CARRIER - DACHBRETT TRÄGER - DRAADBOORDDRAGER 	1	43x70	4312
FS1	ROOF BOARD CARRIER - DACHBRETT TRÄGER - DRAADBOORDDRAGER 	2	43x70	300

Pos	Melum 44 Piece list - Stückliste - Stuklijst	Q.	P (mm)	L (mm)
RB1	ROOF BEAM - DACHBALKEN - DAKBALK 	4	43x140	5000
F-1	FLOORBOARD-FUSSBODENBRETT-VLOERPLANK  or-oder-of	49+1 38+1	88x18 114x18	4306
R-1	ROOFBOARD - DACHBRETT - DAKPLANK  or-oder-of	57+1 44+1	88x18 114x18	4300
R-2	ROOFBOARD - DACHBRETT - DAKPLANK  or-oder-of	6+1 4+1	88x18 114x18	1050
R-3	ROOFBOARD - DACHBRETT - DAKPLANK  or-oder-of	55 40	88x18 114x18	1005
FF-1	FLOOR FILLET-FUSSBODENLEISTE-VLOERPLINT 		18x35	19 m.
GB-1	GABLE MOULDING - GIEBELLEISTE - GEVELPLANK 	2	18x120	1123
GB-2	GABLE MOULDING - GIEBELLEISTE GEVELPLANK 	2	18x120	4355
EB-1	EAVES BOARD - TRAUFBRETT - AFDEKLIJST 	2	18x120	300
EB-2	EAVES BOARD - TRAUFBRETT - AFDEKLIJST 	1	18x120	5038
EB-3	EAVES BOARD - TRAUFBRETT - AFDEKLIJST 	2	18x90	5000
ES-1	ROOF EDGE REINFORCEMENT - DACHRANDVERSTÄRKUNG - AFDEKLIJST 	3	30x40	5000
SS-1	STORM PROTECTION - STURMLEISTE STORMLIJST 	4	18x35	2070
GS-1	ROOF FELT FILLET - DACHPAPPENLEISTE - GEVELLIJST 	2	18x70	1130
GS-2	ROOF FELT FILLET - DACHPAPPENLEISTE - GEVELLIJST 	2	18x70	4305
GS-3	ROOF FELT FILLET - DACHPAPPENLEISTE - GEVELLIJST 	1	18x70	5038
GS-4	ROOF FELT FILLET - DACHPAPPENLEISTE - GEVELLIJST 	2	18x70	148
GS-5	ROOF FELT FILLET - DACHPAPPENLEISTE - GEVELLIJST 	1	18x70	4896
HS	SCREW FOR GABLE MOULDING (GB) - SCHRAUBEN FÜR GIEBELLEISTE (GB) - SCHROEF VOOR GEVELPLANK (GB) 	32	ø4.5x50	
HS	SCREW FOR EAVES BOARDS (EB) - SCHRAUBEN FÜR TRAUFBRETT (EB) - SCHROEF VOOR AFDEKLIJST (EB) 	37	ø4.5x50	
HS	SCREW FOR ROOF EDGE REINFORCEMENT (ES) - SCHRAUBE FÜR DACHRANDVERSTÄRKUNG (ES) - SCHROEF VOOR AFDEKLIJST (ES) 	37	ø4.5x50	
HS	SCREW FOR ROOF FELT FILLET (GS) - SCHRAUBEN FÜR DACHPAPPENLEISTE (GS) - SCHROEF VOOR GEVELLIJST (GS) 	52	ø4.5x50	
HS	SCREW FOR 1. WALL BEAM - SCHRAUBE FÜR 1. BOHLENREIHE 	8	ø4.5x120	
HS	SCREW FOR FUNDAMENT - SCHRAUBEN ZUR BEFESTIGUNG FUNDAMENT - SCHROEF VOOR FUNDAMENT 	32	ø4.5x120	
HS	SCREW FOR GABLE (W) - SCHRAUBEN FÜR GIEBEL (W) - SCHROEF VOOR GEVELTOP (W) 	20	ø4.5x120	



Pos	Melum 44 Piece list - Stückliste - Stuklijst	Q.	P (mm)	L (mm)
	WINDOW - FENSTER - VENSTER, AST_PRE 	C 2	1340x500	
	WINDOW - FENSTER - VENSTER, AST_PRE 	R 2	565x1860	
	WINDOW - FENSTER - VENSTER, AST_PRE 	L 1	565x1860	
	DOOR-TÜR-DEUR, AST_PRE 	R 1	1600x1990	