
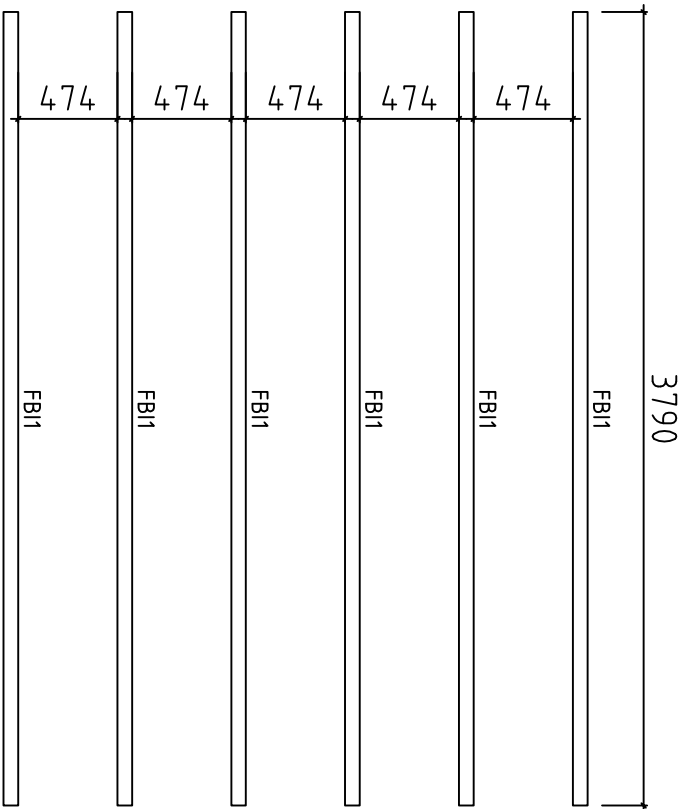


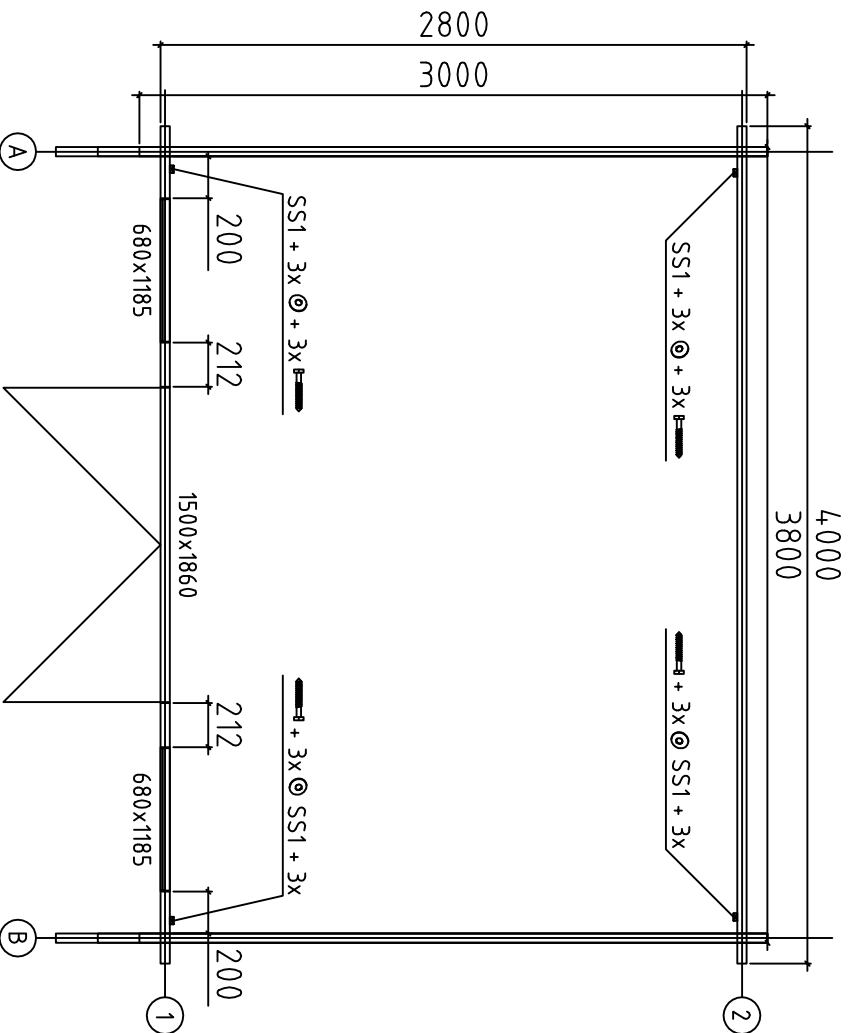
Date rev. Description

V 1.0

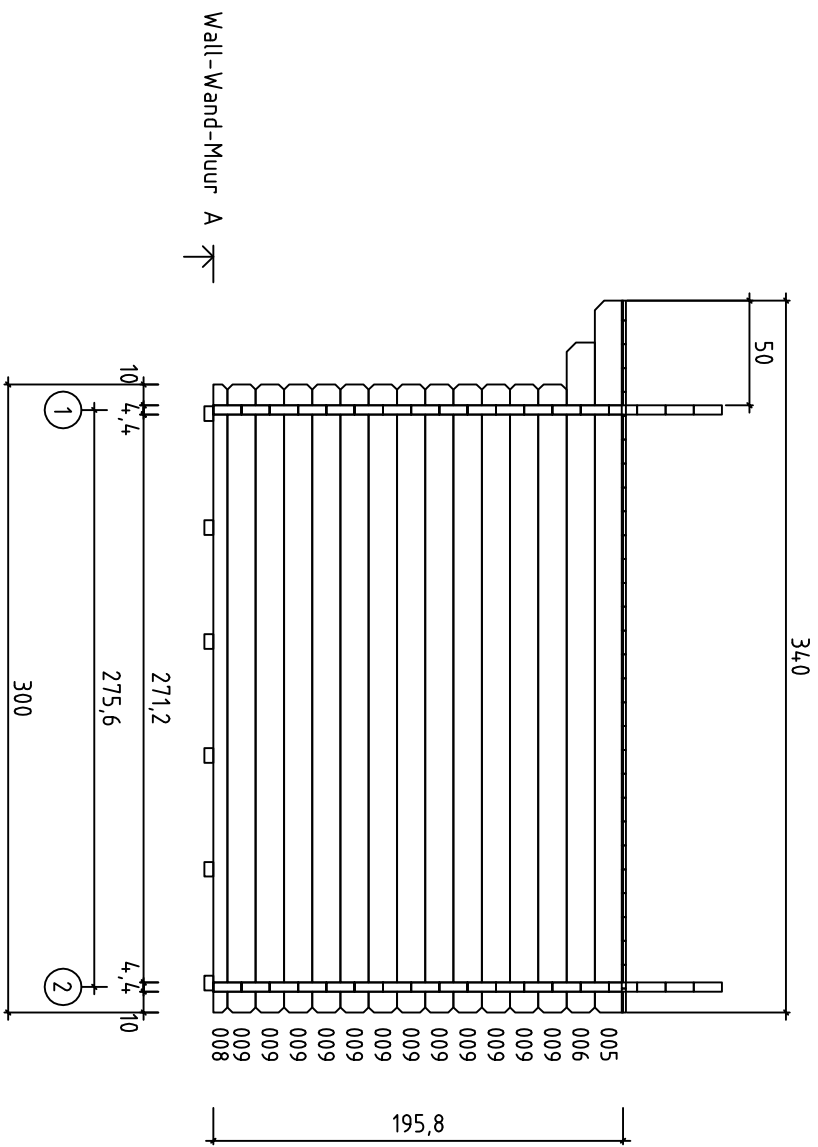
House	Nele 3 ISO	Sheet	1
Drawing	3D	Scale	
Material	44x135	Date	04.05.2020
Drawer	K.K.	File	Nele 3 ISO 3D.dwg



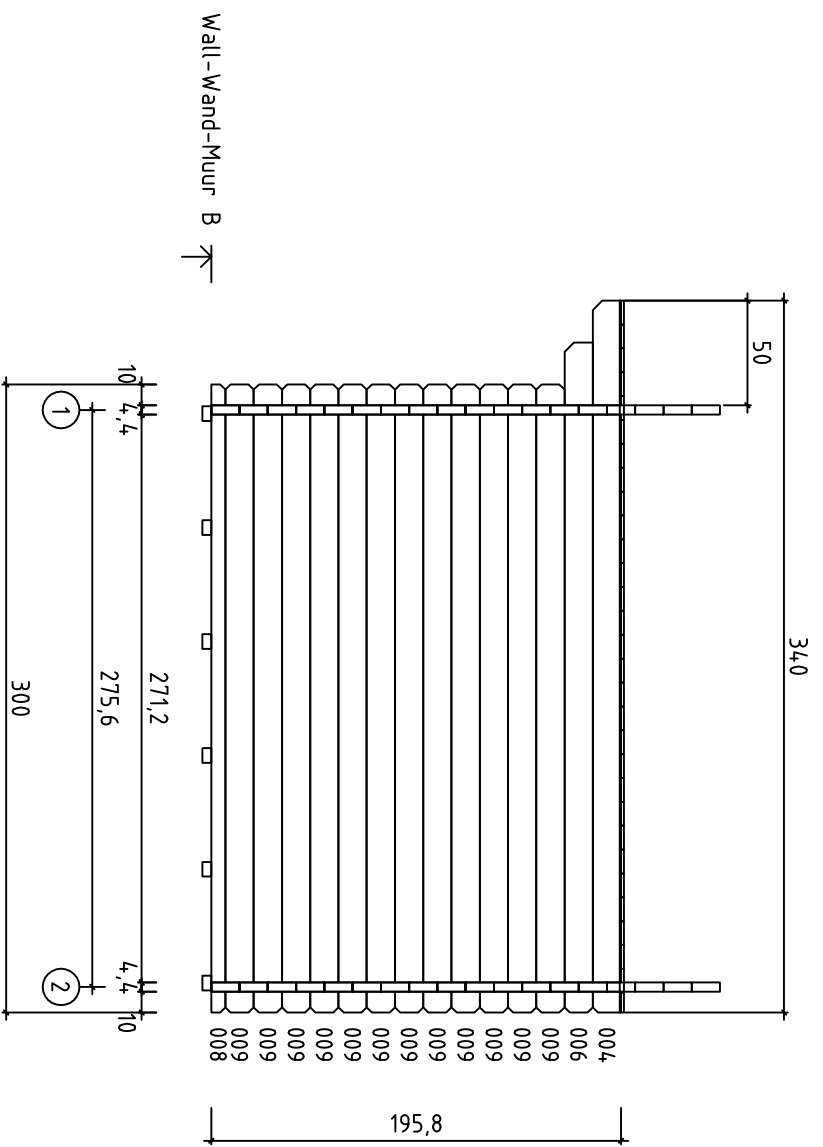
House	Nelle 3 ISO		Sheet	2
Drawing	FLOORBEAMS-FUSSBODENBALKEN-VLOERBALKEN		Scale	1:35
Material	70x45	Date	04.05.2020	
Drawer	K.K.	File	Nelle 3 ISO.dwg	



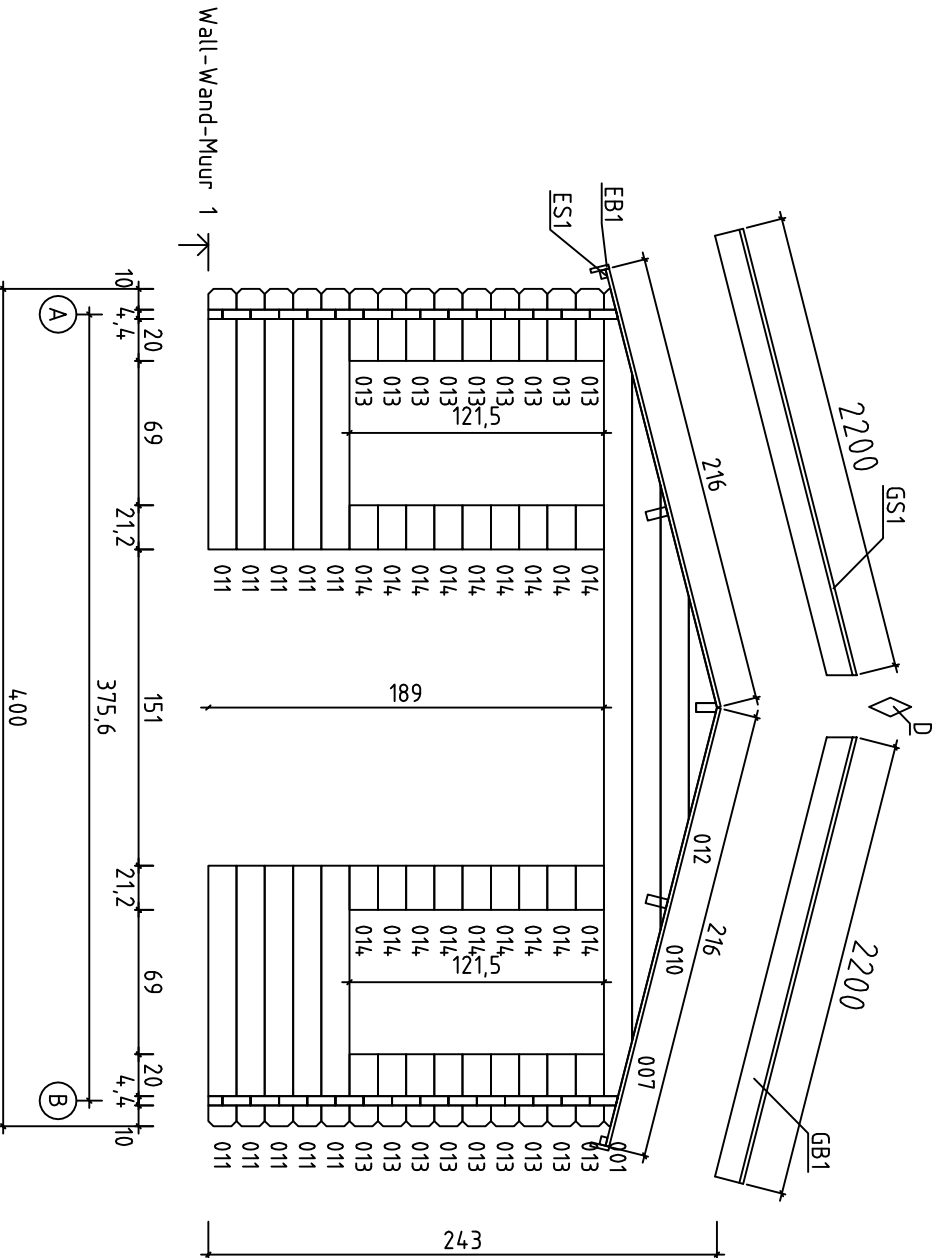
House	Nele 3 ISO	Sheet	3
Drawing	Plan	Scale	1:35
Material	4,4x135	Date	04.05.2020
Drawer	K.K.	File	Nele 3 ISO.dwg



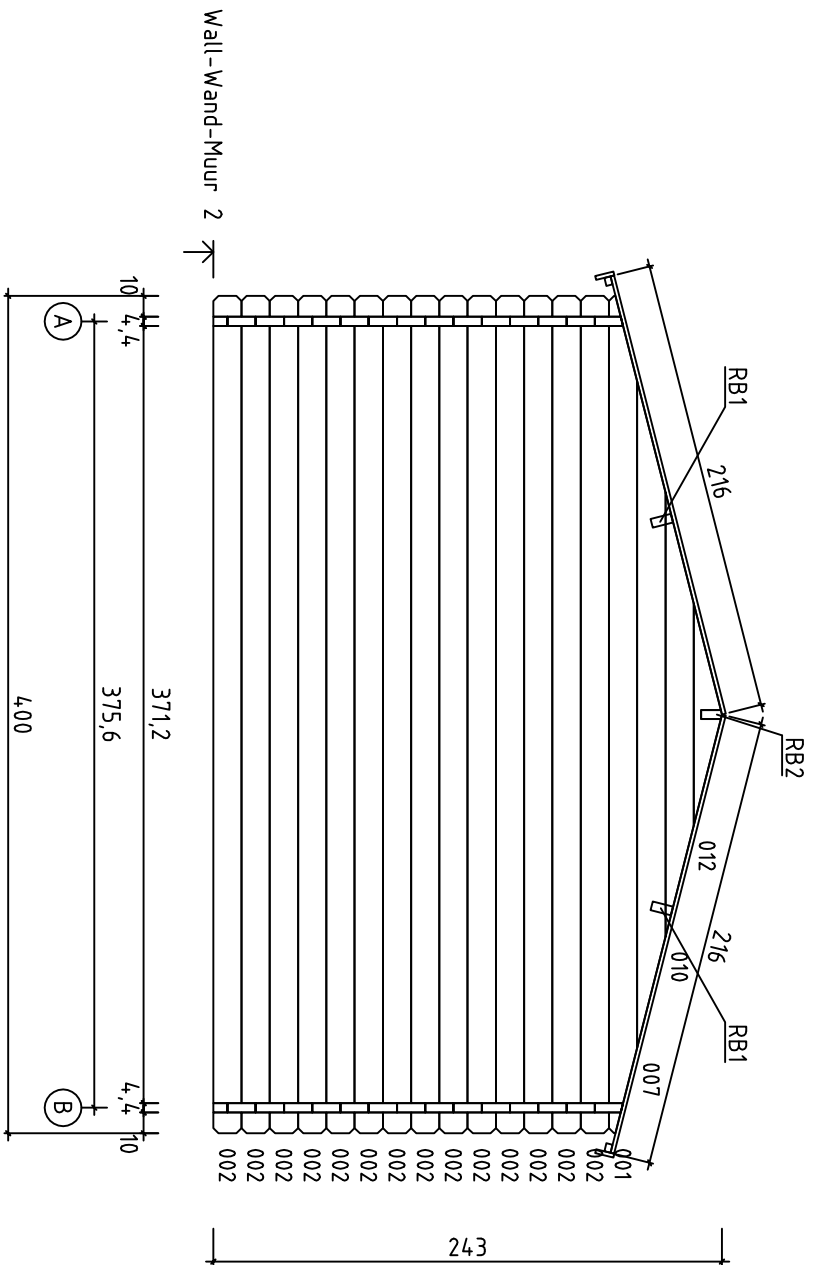
House	Nele 3 ISO	Sheet	4
Drawing	WALL - WAND - MUUR A	Scale	1:35
Material	4,4x13,5	Date	04.05.2020
Drawer	K.K.	File	Nele 3 ISO.dwg



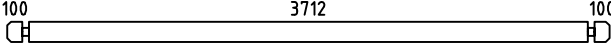

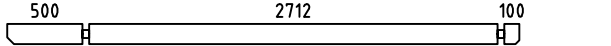
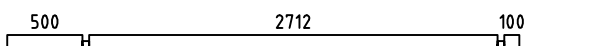






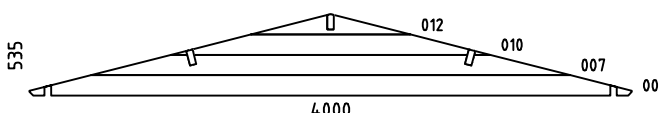
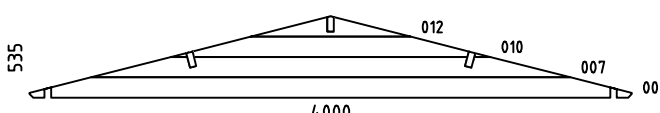


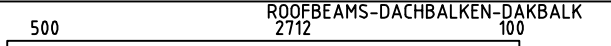








House	Nele 3 ISO	Sheet	5
Drawing	WALL - WAND - MUUR B	Scale	1:35
Material	4.4x13.5	Date	04.05.2020
Drawer	K.K.	File	Nele 3 ISO.dwg









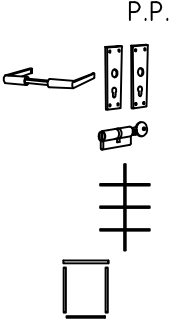
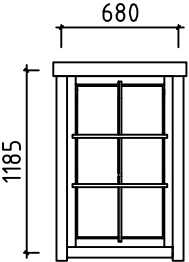
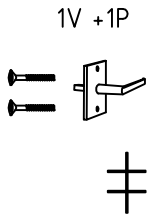


House	Nele 3 ISO	Sheet	6
Drawing	WALL - WAND - MUUR 1	Scale	1:35
Material	4.4x13.5	Date	04.05.2020
Drawer	K.K.	File	Nele 3 ISO.dwg



House	Nele 3 ISO	Sheet	7
Drawing	WALL - WAND - MUUR 2	Scale	1:35
Material	4,4x13,5	Date	04.05.2020
Drawer	K.K.	File	Nele 3 ISO.dwg

Pos	Specification-Bestimmung-Omschrijving Nele 3 ISO	Pcs	Profile (mm)	L (mm)		
002		14	44x135	4000		
003	SPARE BEAM-ERZATZBOHLE-VOORRAADPLANK 	1	44x135	4000		
004		1	44x135	3400		
005		1	44x135	3400		
006		2	44x135	3200		
008		2	44x68	3000		
009		24	44x135	3000		
011		10	44x135	1245		
013		18	44x135	343		
014		18	44x135	212		
W1-1		1	44x535	4000		
W2-1		1	44x535	4000		
HB	HIT BLOCK-SCHLAGHÖLZER-BLAZENPLANK 	2	44x135	300		
FBI1	FLOORBEAMS-FUSSBODENBALKEN-VLOERBALKEN  IMM	6	70x43	3790		
RB1	ROOFBEAMS-DACHBALKEN-DAKBALK 	2	43x140	3400		
RB2	ROOFBEAMS-DACHBALKEN-DAKBALK 	1	43x140	3400		
F	FLOORBOARD-FUSSBODENBRETT-VLOERPLANK  or-oder-of	43+1 33+1	18x88 18x114	2700		
R	ROOFBOARD-DACHBRETT-DAKPLANK  or-oder-of	78+1 60+1	18x88 18x114	2160		
FF	FLOOR FILLET-FUSSBODENLEISTE-VLOERPLINT 		18x35	13.0		
GB1	GABLE BOARD-GIEBELBLENDE-GEVELPLANK 	4	18x120	2220		
GS1	ROOF FELT FILLET-GIEBELLEISTE-GEVELLIJST 	4	18x70	2220		
EB1	EAVE BOARD-TRAUFBRETT-AFDEKPLANK 	2	18x90	3400		
ES1	EAVE SLAT-TRAUFENLEISTE-AFDEKLIJST 	2	30x40	3400		
Kood	Nele 3 ISO	Materjal	File	Nele 3 ISO.dwg	Leht	8

Pos	Specification-Bestimmung-Omschrijving Nele 3 ISO	Pcs	Profile (mm)	L (mm)		
DB1	DIAMOND-RAUTE-DIAMANT 	2	18x90	200		
SS1	STORM SLAT-STURMLEISTE-STORMLIJST 	4	18x35	1950		
	SCREWS-SCHRAUBEN-SCHROEF (FOR-FÜR-VOOR STORM SLAT-STURMLEISTE-STORMLIJST) 	12	∅6	50		
	WASHER-SCHEIBE-SCHIJF (FOR-FÜR-VOOR STORM SLAT-STURMLEISTE-STORMLIJST) 	12	∅6			
	NAIL-NAGEL-NAGEL F1, R1 FOR-FÜR-VOOR 	385	∅2.5	60		
	SCREWS-SCHRAUBEN-SCHROEF GB1, GS1, EB1, ES1, DB1 FOR-FÜR-VOOR 	60	∅4.5	50		
	SCREWS-SCHRAUBEN-SCHROEF RB1, RB2 	6	∅6.0	160		
	<p>Doubledoor-Doppeltür-Double porte - 1 pcs-st-unt (r-r-d)</p>  <p>AST_PRE</p> 	1	1500	1860		
	<p>WINDOW-FENSTER-Fenêtre 2 pcs-st-unt (1 right-rechts-Droit) (1 left-links-Gauche)</p>  <p>AST_PRE</p> 	2	680	1185		
Kood	Nele 3 ISO	Materjal	File	Nele 3 ISO.dwg	Leht	9