

Date rev. Description

House Sarah - 44, ISO

Sheet 1

Drawing 3D Plan

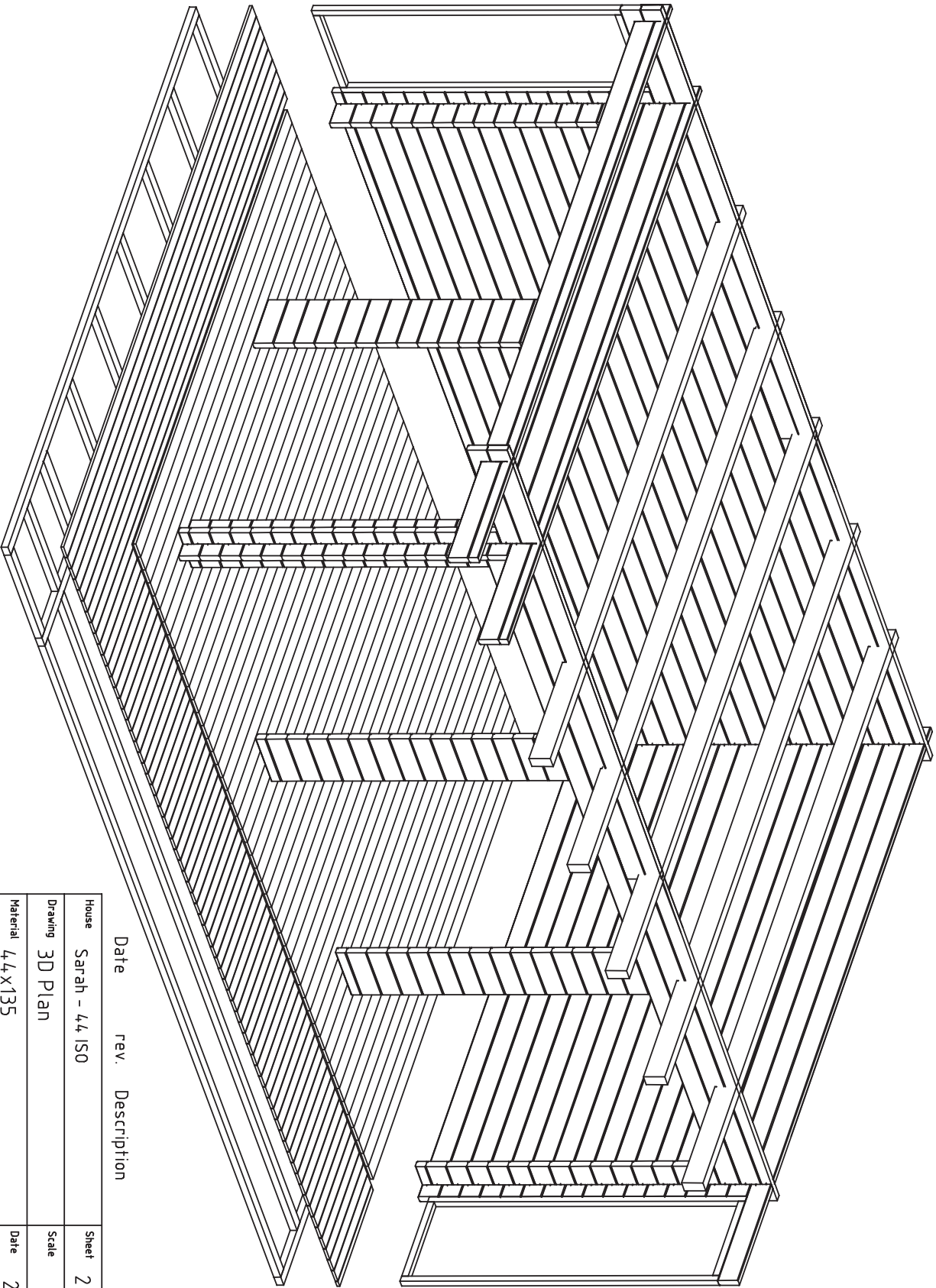
Scale

Material 4,4x135

Date 22.11.2019

Drawer K.K.

File Sarah - 44, ISO 3D.dwg



Date rev. Description

House Sarah - 44, ISO

Sheet 2

Drawing 3D Plan

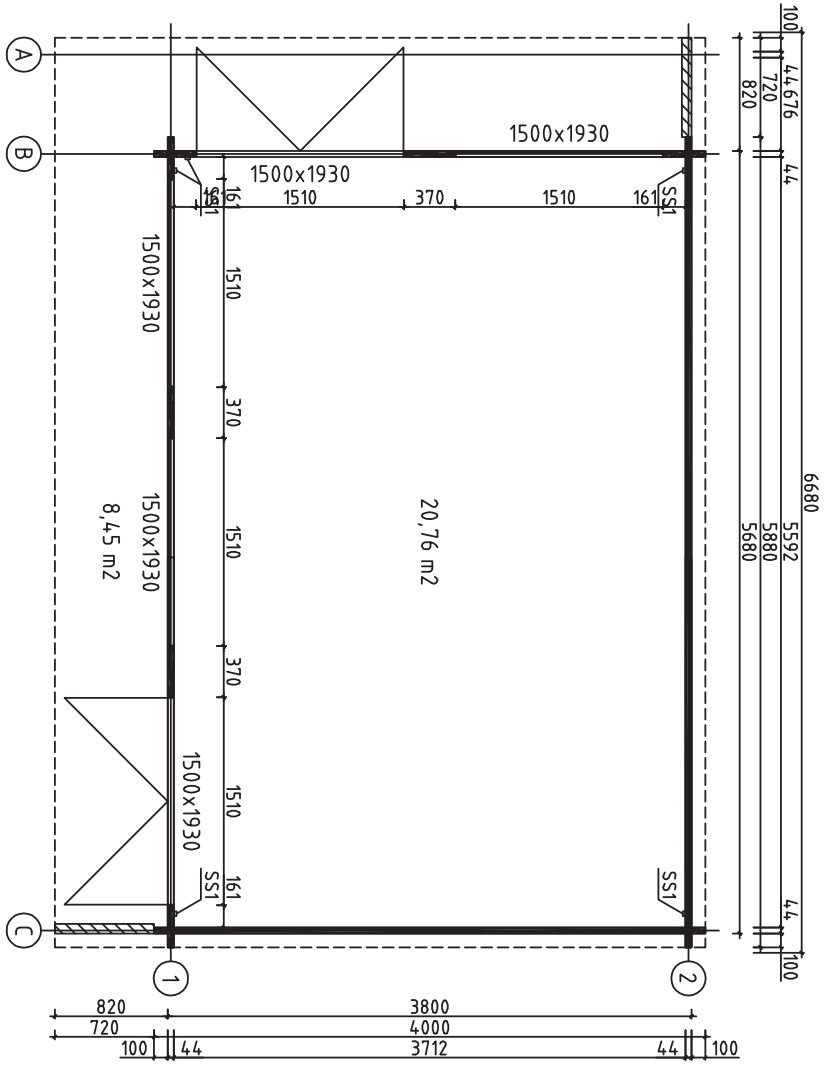
Scale

Material 4,4x135

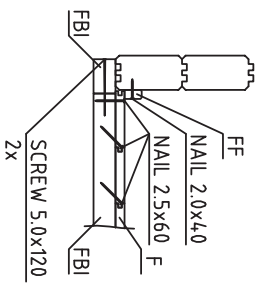
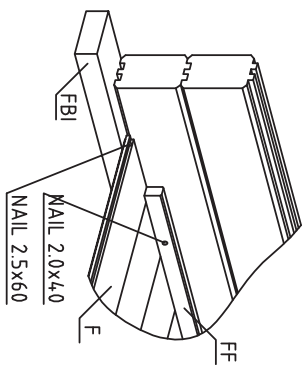

Date 22.11.2019

Drawer K.K.


File Sarah - 44, ISO 3D.dwg




House	Sarah - 44 ISO	Sheet	3
Drawing	GROUNDPLAN-GRUNDPLAN-PLAN	Scale	1:50
Material	44x135	Date	04.11.2019
Drawer	K.K.	File	Sarah - 44 ISO.dwg



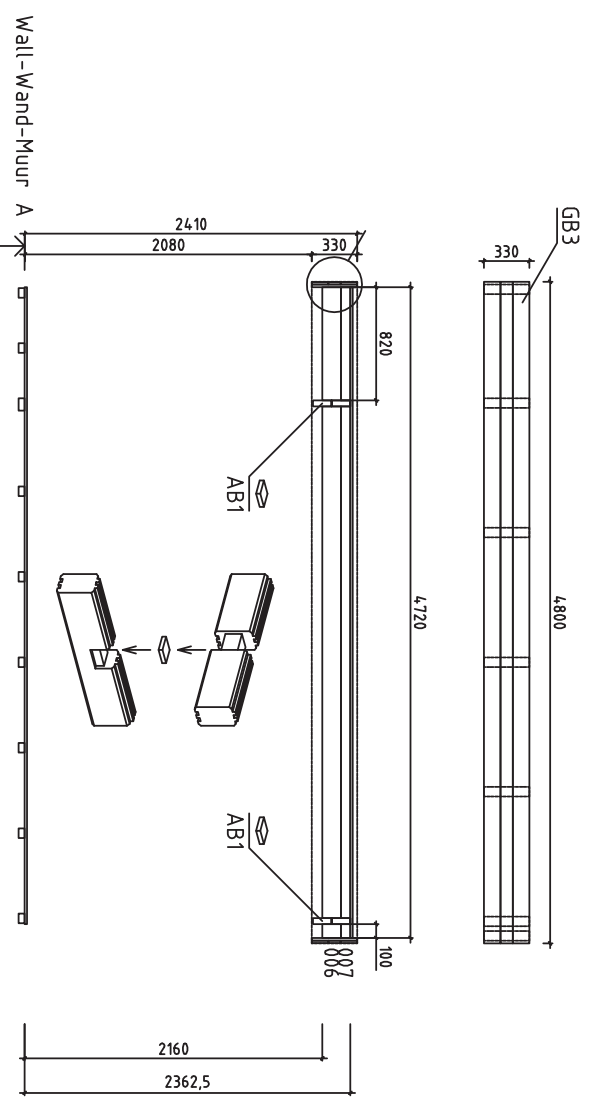
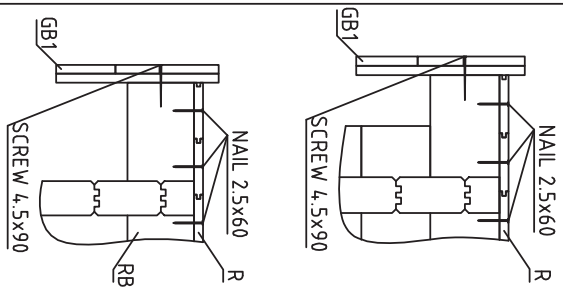
House	Sarah - 44 ISO	Sheet	4
Drawing	FLOORBEAMS-FUSSBODENBALKEN-VIOERBALKEN	Scale	1:50
Material	70x45, 90x45	Date	04.11.2019
Drawer	K.K.	File	Sarah - 44 ISO.dwg



House	Sarah - 44 ISO	Sheet	5
Drawing	FLOORBOARD-FUSSBODENBRETT-VLOERPLANK	Scale	1:50
Material	18X114, 18X90	Date	04.11.2019
Drawer	K.K.	File	Sarah - 44 ISO.dwg



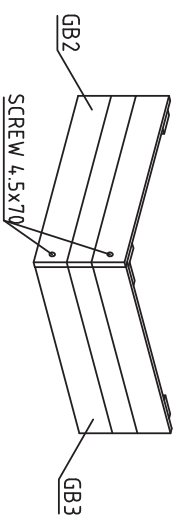

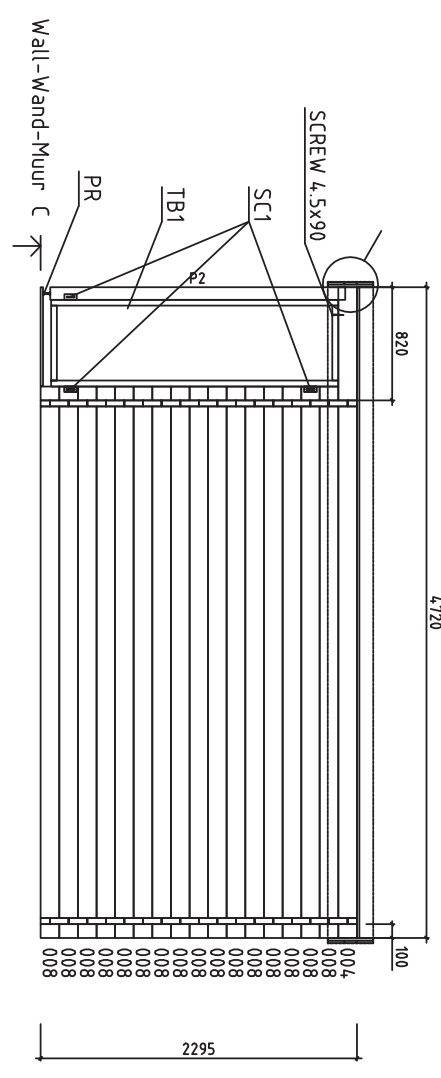
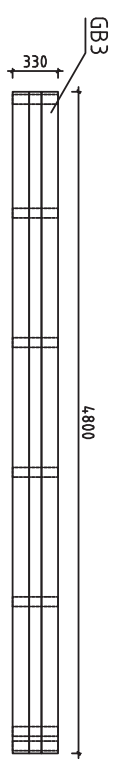
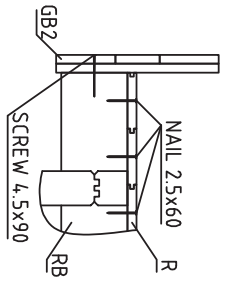
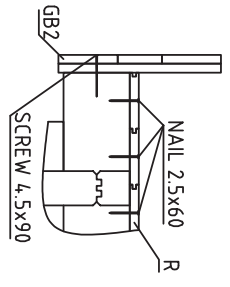
House	Sarah - 44 ISO	Sheet	6
Drawing	ROOFBOARD-DACHBRETT-DAKPLANK	Scale	1:50
Material	18X114	Date	04.11.2019
Drawer	K.K.	File	Sarah - 44 ISO.dwg



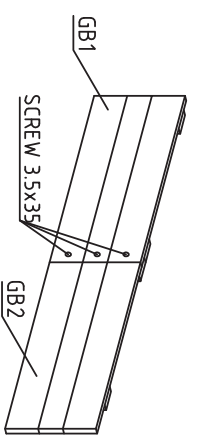
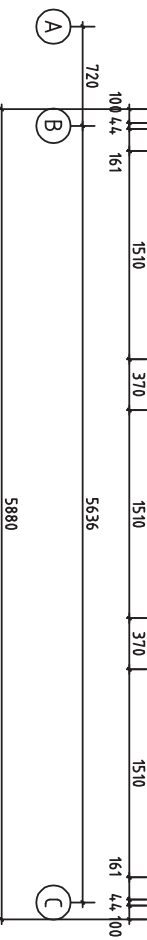
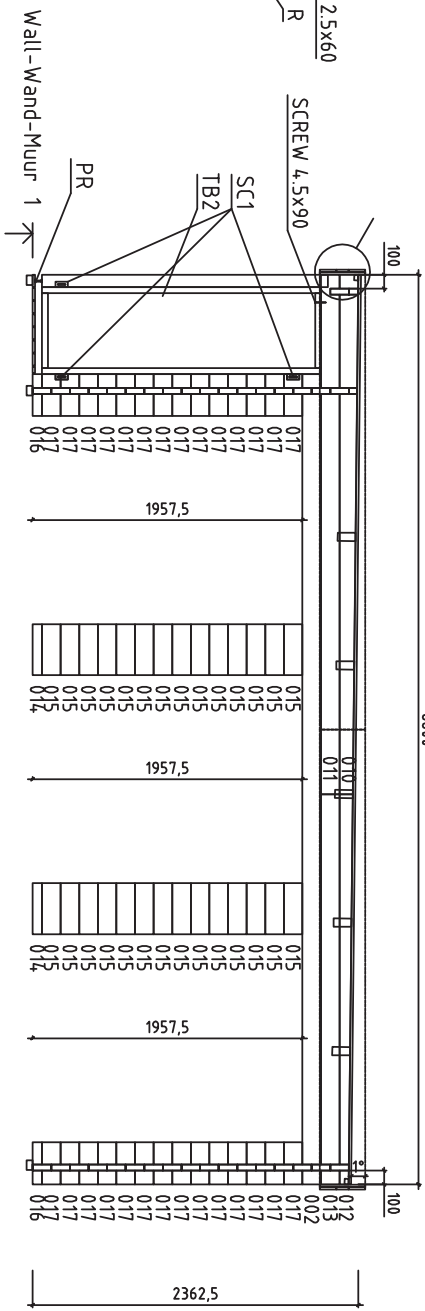
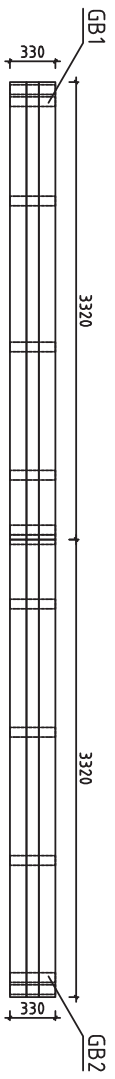
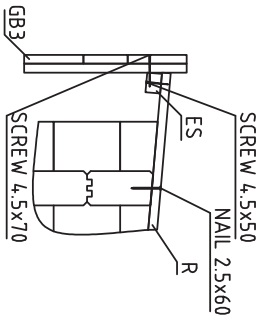
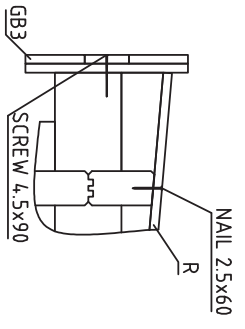
House	Sarah - 44 ISO	Sheet	7
Drawing	WALL - WAND - MUUR A	Scale	1:50
Material	44x135	Date	04.11.2019
Drawer	K.K.	File	Sarah - 44 ISO.dwg









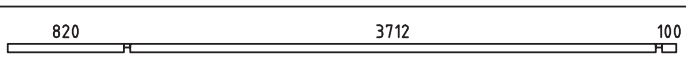

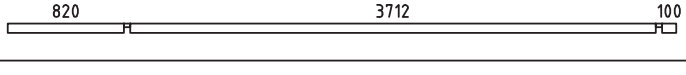

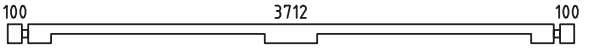




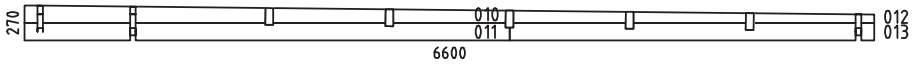


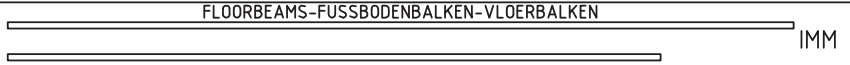



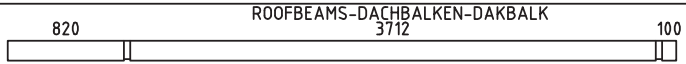









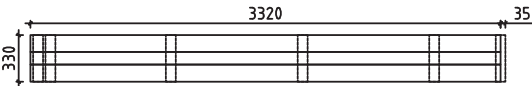

















House	Sarah - 44 ISO	Sheet	9
Drawing	WALL-WAND-MUUR C	Scale	1:50
Material	44x135	Date	04.11.2019
Drawer	K.K.	File	Sarah - 44 ISO.dwg






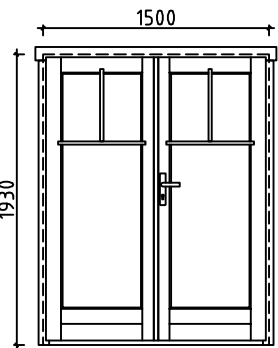






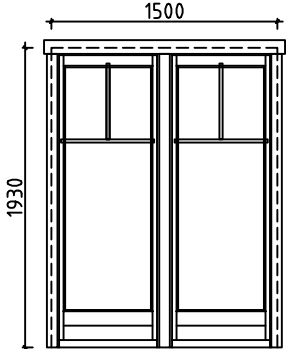




House	Sarah - 4.4 ISO	Sheet	10
Drawing	WALL-WAND-MUUR 1	Scale	1:50
Material	4.4x135	Date	04.11.2019
Drawer	K.K.	File	Sarah - 4.4 ISO.dwg



Pos	Specification-Bestimmung-Omschrijving	Pcs	Profile (mm)	L (mm)
001	SPARE BEAM-ERZATZBOHLE-VOORRAADPLANK 	1	44x135	5880
002		16	44x135	5880
003		1	44x68	5880
004		1	44x135	4720
005		1	44x60	4720
006		2	44x135	4720
007		1	44x68	4720
008		17	44x135	4000
009		1	44x135	4000
014		2	44x68	370
015		42	44x135	370
016		2	44x68	305
017		56	44x135	305
W1-1 W2-1		2	44x270	6600
HB	HIT BLOCK-SCHLAGHÖLZER-BLAZENPLANK 	2	44x135	300
FBI5 FBI4	FLOORBEAMS-FUSSBODENBALKEN-VLOERBALKEN 	1 1	90x45	5550 730
FBI3 FBI1	FLOORBEAMS-FUSSBODENBALKEN-VLOERBALKEN 	8 3	70x45	5550 4610
FBI2	FLOORBEAMS-FUSSBODENBALKEN-VLOERBALKEN 	8	70x45	730
P1	POST-PFOSTEN-STUT 	1	90x90	2075
P2	POST-PFOSTEN-STUT 	1	90x90	2140
RB1	ROOFBEAMS-DACHBALKEN-DAKBALK 	5	70x140	4720
F1	FLOORBOARD-FUSSBODENBRETT-VLOERPLANK  or-oder-of	49+1 64+1	18x114 18x88	3705
R1	ROOFBOARD-DACHBRETT-DAKPLANK  or-oder-of	42+1 55+1	18x114 18x88	4700
R2	ROOFBOARD-DACHBRETT-DAKPLANK  or-oder-of	42+1 55+1	18x114 18x88	1900
House Sarah - 44 ISO		Material	File Sarah - 44 ISO.dwg	Sheet 12

Pos	Specification-Bestimmung-Omschrijving	Pcs	Profile (mm)	L (mm)
T1	TERRACE BOARD-TERRASSENBRETT-TERRASSPLANK  IMM	9+1	18x90	4620
T2	TERRACE BOARD-TERRASSENBRETT-TERRASSPLANK  IMM	60+1	18x90	820
FF1	FLOOR FILLET-FUSSBODENLEISTE-VLOERPLINT 		18x35	19m
GB1		2	36x330	3320
GB2		2	36x330	3320+35
GB3		2	36x330	4800
ES1	EAVE SLAT-TRAUFELEISTE-AFDEKLIJST 	2	30x40	3710
ES2	EAVE SLAT-TRAUFELEISTE-AFDEKLIJST 	2	30x40	820
ES3	EAVE SLAT-TRAUFELEISTE-AFDEKLIJST 	2	30x40	100
AB1	ASSEMBLING BOARD-MONTAGE BOARD-MONTAGE PLANK 	2	15x30	30
SS1	STORM SLAT-STURMLEISTE-STORMLIJST 	5	18x35	2160
SC1	STEEL CORNER-STAHLECKE-STALENHOEK 	6	35x130	35
	SCREWS-SCHRAUBEN-SCHROEF FOR-FÜR-VOOR SC1 	6	φ6.0	40
	SCREWS-SCHRAUBEN-SCHROEF FOR-FÜR-VOOR SS1 	15	φ6.0	50
	WASHER-SCHEIBE-SCHIJF FOR-FÜR-VOOR SC1, SS1 	21	φ6.0	18
	NAIL-NAGEL-NAGEL FOR-FÜR-VOOR FF1 	40	φ2.0	40
	NAIL-NAGEL-NAGEL FOR-FÜR-VOOR F1, R1, R2, T1, T2 	1230	φ2.5	60
	SCREWS-SCHRAUBEN-SCHROEF FOR-FÜR-VOOR SC1, GB1, GB2 	18	φ3.5	35
	SCREWS-SCHRAUBEN-SCHROEF FOR-FÜR-VOOR ES1, ES2, ES3 	20	φ4.5	50
	SCREWS-SCHRAUBEN-SCHROEF FOR-FÜR-VOOR GB1, GB2, GB3 	20	φ4.5	70
	SCREWS-SCHRAUBEN-SCHROEF FOR-FÜR-VOOR TB1, TB2, GB1, GB2, GB3 003, 005, 007, 014, 016 	50	φ4.5	90
	SCREWS-SCHRAUBEN-SCHROEF FOR-FÜR-VOOR FB11, FB12, FB13, FB14, FB15 	72	φ5.0	120
House Sarah - 44 ISO	Material	File Sarah - 44 ISO.dwg	Sheet 13	

Pos	Specification-Bestimmung-Omschrijving	Pcs	Profile (mm)	L (mm)	
	SCREWS-SCHRAUBEN-SCHROEF FOR-FÜR-VOOR RB1 	10	Ø6.0	160	
	VENTILATIONGRILLE-VENTILATIONSGITTER-VENTILATIEROOSTER 	4			
PR	POST REGULATOR-PFOSTEN REGLER-STUT REGELAAR 	2			
TB2	WINDOW-FENSTER-VENSTER (closed-feststehend-gesloten)  AST_K_PRONKS	1	46x630	2025	
TB1	WINDOW-FENSTER-VENSTER (closed-feststehend-gesloten)  AST_K_PRONKS	1	46x630	2085	
	DOUBLEDOOR-DOPPELTÜR-DUBBELE DEUR (right-rechts-rechts)  AST_ISO_PL	 2  2  P 2  2  12  4	1500	1930	
	WINDOW-FENSTER-VENSTER (closed-feststehend-gesloten)  AST_ISO_K	 3  6	1500	1930	
House Sarah - 44 ISO		Material		File Sarah - 44 ISO.dwg	Sheet 14